

Catalist Release Notes

January 1, 2026, PSRS changes

On January 1, 2026, several changes will be introduced to the Public Safety Report System (PSRS) set forth by Senate Bill 9. The following changes will be implemented and go live on December 29, 2025.

District Attorney Violent Felony Notification

Legislative Change: The Office of Court Administration (The Office) shall provide to the elected district attorney in each county an electronic copy of the form submitted to The Office under Subsection (c) for each defendant whose bail is set in the county for an offense involving violence, as defined by Article 17.03(b-3)(2), Code of Criminal Procedure. An elected district attorney shall provide an e-mail address to The Office for the purpose of receiving a form as provided by this subsection.

System Change: System users will have the ability to send a notification to the elected district attorney when a violent felony as defined by Article 17.03 CCP has occurred within their jurisdiction. After entering in a 17.03 offense arrest for a defendant, users will see a “yes” in the “Violent Offense Under Article 17.03” column- this requires users to notify the district attorney. Once the bail form has been completed, a yellow icon will appear on the offense that is marked as “yes” for violent felony under Article 17.03. There is also an informational icon with instructions for the user.

Arrest Details Screen:

Public Safety Report System

Home

Test, Test
Date of Birth: 01/01/1990

Arrest 12/27/2025 10:00

Arrest Details

Magistration

Notifications

Arrest 08/05/0054 05:00

Arrest Date: 12/27/2025
Arrest Time: 10:00
County of Arrest: Andrews

Offenses

ADD OFFENSE

Date	Count(s)	Cause/Case #	Offense	Level/Degree	Qualifier	Violent Offense Under Article 17.03	Probable Cause Found
12/26/2025	Not Available	Not Available	22.02(a)(1) AGG ASSLT CAUSES SERIOUS BODILY INJ	Felony 2	None	Yes	Yes
12/27/2025	Not Available	Not Available	1001.251 UNLICENSED DRIVER EDUCATION INSTRUCTOR	Misdemeanor B	None	No	No

Bail Form Screen:

Public Safety Report System

Home

Test, Test
Date of Birth: 01/01/1990

Arrest 12/27/2025 10:00

Arrest Details

Magistration

Notifications

Arrest 08/05/0054 05:00

PUBLIC SAFETY REPORT

BAIL FORM

Magistration Location: Texas > AutoMon
Magistration Date/Time: 12/27/2025 15:00

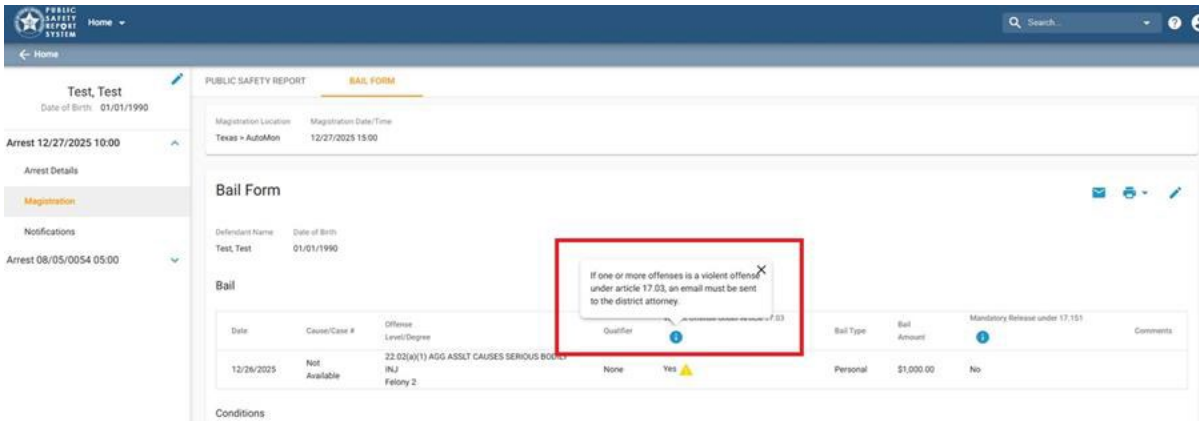
Bail Form

Defendant Name: Test, Test
Date of Birth: 01/01/1990

Bail

Date	Cause/Case #	Offense Level/Degree	Qualifier	Violent Offense Under Article 17.03	Bail Type	Bail Amount	Mandatory Release under 17.151	Comments
12/26/2025	Not Available	22.02(a)(1) AGG ASSLT CAUSES SERIOUS BODILY INJ Felony 2	None	Yes	Personal	\$1,000.00	No	

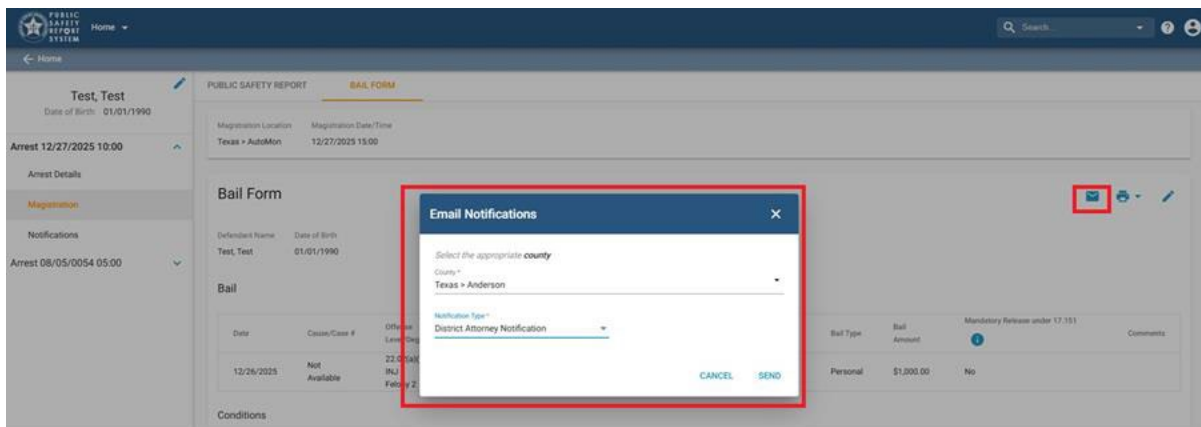
Informational Tool Tip:



How to Send Email Notification:

*Note: * Users will not be able to send notifications until the bail form has been certified.**

After certifying the bail form, users will then select the “mail envelope” on the right side of the screen. A pop up will then allow users to select location, notification type, to then send the notification.



How to View Email Notification History:

The history of notifications sent will be visible under the new notifications section listed on the arrest screen. This read-only screen displays date, time, sender's name, receiving county, notification type, and list of the recipient email addresses.

The screenshot shows the PERSIC Texas Arrest System interface. On the left, there is a sidebar with a search bar and a list of sections: 'Test, Test', 'Arrest 12/27/2025 10:00', 'Arrest Details', 'Magistration', and 'Notifications' (which is highlighted with a red box). The main area displays a table of notification history.

Date/Time	Sent By	Location	Notification Type	Sent To
12/27/2025 18:43	Clarence Buff	Texas > Anderson	District Attorney Notification	clarence.buff@txcourts.gov, Emarin@catalisgov.com, jbutler@automon.com, Mark.Serrano@catalisgov.com, melissa.astrowski@txcourts.gov
12/27/2025 18:44	Clarence Buff	Texas > Anderson	New Offense Notification	clarence.buff@txcourts.gov, emarin@catalisgov.com, mark.serrano@catalisgov.com, melissa.astrowski@txcourts.gov
12/29/2025 14:48	Eileen Marin	Texas > AutoMon	District Attorney Notification	clarence.buff@txcourts.gov, Emarin@catalisgov.com, jbutler@automon.com, Mark.Serrano@catalisgov.com, melissa.astrowski@txcourts.gov

Cross County Notification – New Felony

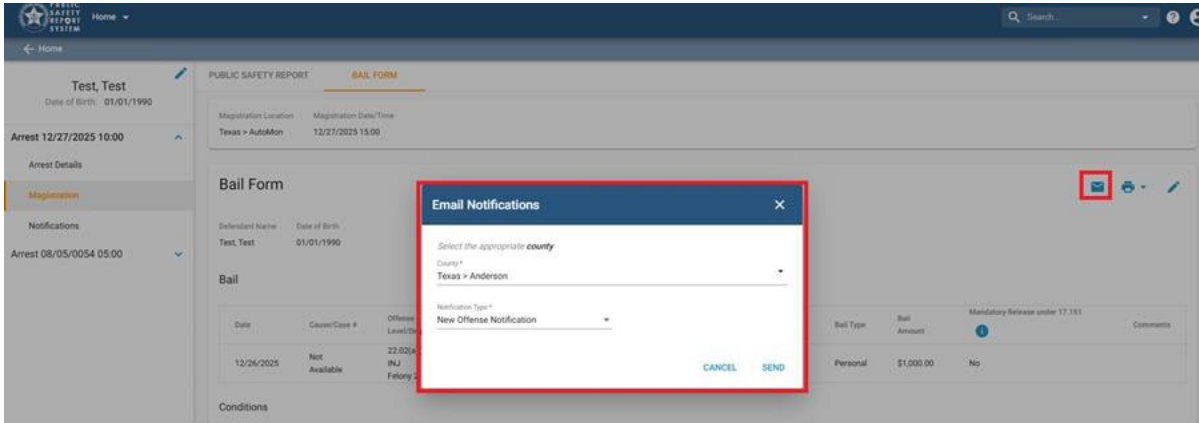
Legislative Change: An individual designated under Subsection (c) who receives an electronic notice under Subsection (a) shall promptly provide the notice to the court specified by Subsection (a)(1), to the district clerk, and to the attorney representing the state and the defendant's attorney, if known, in the pending case for the offense for which the defendant was initially released on bail.

System Change: When a defendant has been released on bail for a felony offense in County A, and is now arrested for any new felony in County B, County B is required to notify County A. When sending notifications, system users will be able to select a county to receive notice from a drop-down selection. Depending on a particular defendant's pending offenses, a user could be required to send both a violent felony notice(s) and cross county felony offense notice(s). Additional notifications can be sent but must be sent separately.

How to Send Email Notification:

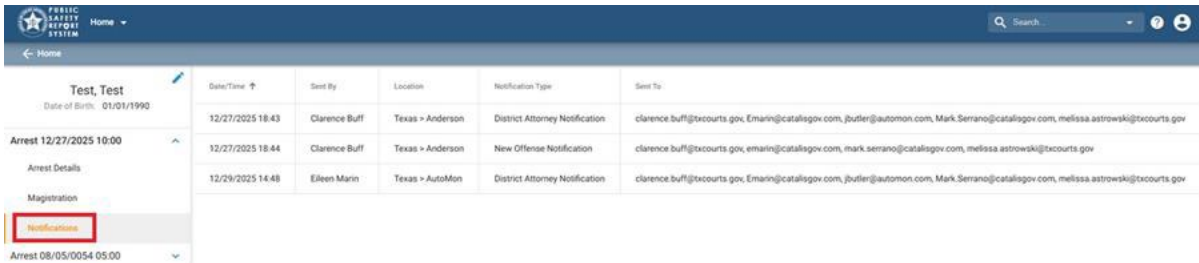
*Note: * Users will not be able to send notifications until the bail form has been certified.**

After certifying the bail form, users will select the “mail envelope” on the right side of the screen. A pop up will then allow users to select location, notification type, to then send the notification.



How to View Email Notification History:

The history of notifications sent will now be visible under the new notifications section listed on the arrest screen. This read-only screen displays date, time, sender’s name, receiving county, notification type, and list of the recipient email addresses.



Pretrial Intervention (PTI) Conditions

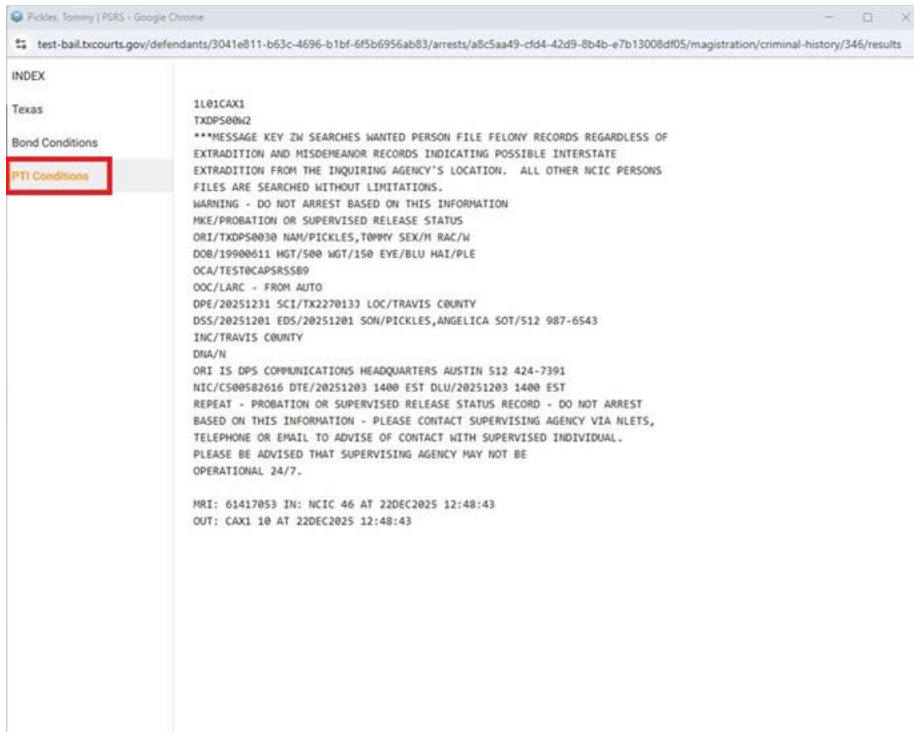
Legislative Change: As soon as practicable but not later than the 10th business day after the date a defendant enters a pretrial intervention program, the attorney representing the state, or the attorney’s designee who is responsible for monitoring the defendant’s compliance with the conditions of the program, shall enter information relating to the conditions of the program into the appropriate database of the statewide law enforcement information system maintained by the Department of Public Safety or modify or remove information, as appropriate.

System Change: To review PTI conditions, users must select “View Full Criminal History, FTAs, Bond Conditions, and PTI Conditions”. This will prompt the system to open the PTI conditions node in the View History screen. Please note, the PTI node will always appear on the side panel even when no PTI conditions exist and must be opened to confirm whether conditions are present similar to how bond conditions are reviewed.

The screenshot shows the Public Safety System interface for a user named Tommy Pickles. The main content area displays a 'Criminal History' section with a table of 'Previous Offenses'. A red box highlights a button labeled 'View Full History, FTAs, Bond Conditions and PTI Conditions'.

Arrest Date	Citation	Offense	Level/Degree	Violent	Disposition	Sentence
01/15/1996	PC 22.01(a)(1)	ASSAULT CAUSES BODILY INJ	MISDEMEANOR - CLASS B	No	ADJUDICATED	Confinement 6M
03/26/2008	WC 11.088	DESTRUCTION OF WATER WORKS	MISDEMEANOR - CLASS B	No	CONVICTED	Not Applicable
03/26/2008	PC 22.01(a)(1)	SEXUAL ASSLT	FELONY - 2ND DEGREE	Yes	CONVICTED	Probation 3Y
03/26/2008	PC 22.01(a)(1)	Unknown	FELONY - 2ND DEGREE	No	PROSECUTOR ACCEPTS THE CHARGE	Not Applicable
03/26/2008	PC 28.03(b)(2)	Unknown	MISDEMEANOR - CLASS B	No	PROSECUTOR ACCEPTS THE CHARGE	Not Applicable

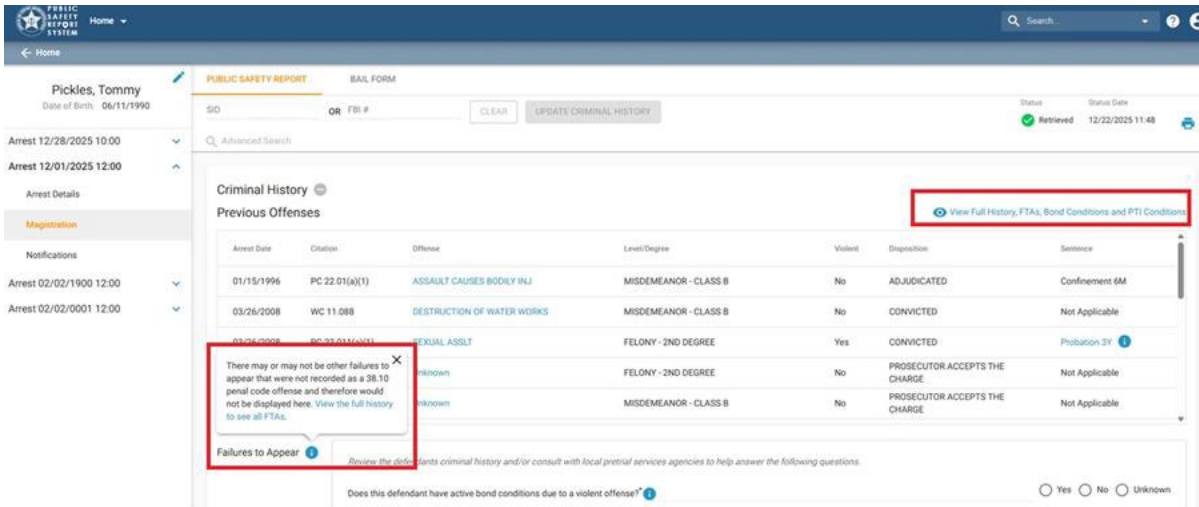
Full Criminal History Full



Label Changes for Failure to Appear (FTA)

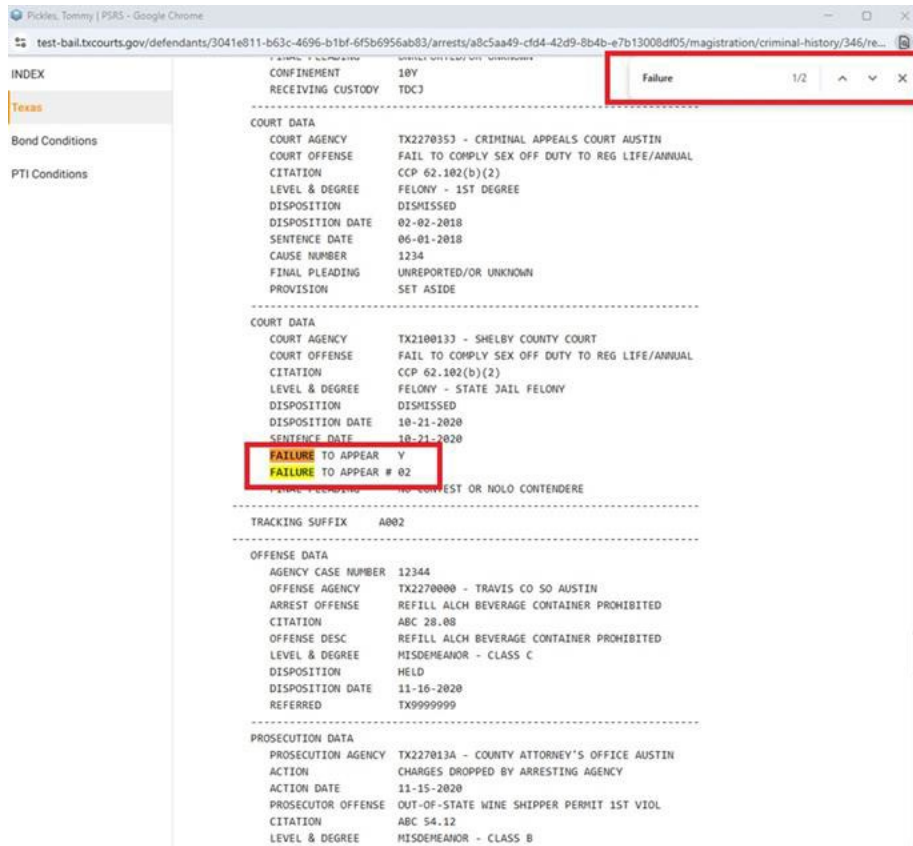
Legislative Change: Beginning January 1, 2026, the criminal history of Class B misdemeanor and higher offenses in Texas will include the failure to appear finding of a judge under Code of Criminal Procedure 42.0195. Failures to appear prior to January 2026 or from out of state offenses are not recorded in criminal history.

System Change: To support viewing FTAs within the system, there are two label changes. 1)“View Full History” now displays as “View Full History, FTAs, Bond Conditions, and PTI Conditions”. 2) Under the “Failure to Appear” text, the informational icon has been updated to include a link to view full history and FTAs.



How to search for FTAs:

Once in the Full View screen, users may search for Texas FTAs. To search, press Ctrl + F to open the search box in the upper-right corner of the screen. Enter the word “Failure” to locate any FTA results, if applicable.

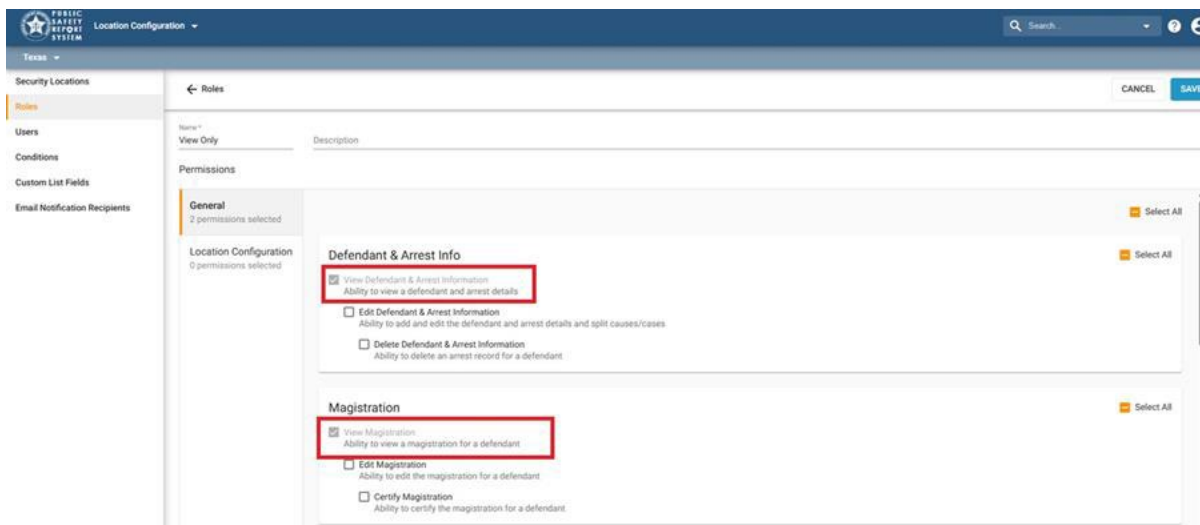


Prosecutor View Only Permissions

Legislative Change: On request by an attorney representing the state, the office shall provide the attorney with access to the public safety report system for the purpose of allowing the attorney to access a bail form submitted to the office under Section 72.038, Government Code.

System Change: The system will support the ability to have a view only permission role for prosecutors to view defendant arrest and magistration data.

*To obtain access, click here [OCA Prosecutor Request for PSRS Access – Fill out form](#)



Catalis Courts and Land Records, LLC

www.catalisgov.com

480.368.8555, ext. 2 (Support)

You are receiving this email as you have been identified as a key contact related to the above-mentioned product or have requested to receive such notifications. Should you no longer wish to receive these notifications, you can unsubscribe at any time by clicking on the link below.

[Preferences](#) | [Unsubscribe](#)