

Guardianship Training Module

To register for and complete the required Online Guardianship Training Module, you must complete the following steps:

Step 1 – Click [Online Guardianship Training](#)

Step 2 – Choose Get this course



Get this course

Step 3 – Choose Signup

Texas Guardianship Training ×

You selected to get the course Texas Guardianship Training. Please Login or Signup to get it.

[Login](#) [Signup](#)

Step 4 – Enter the required information

FIRST NAME
e.g. John

LAST NAME
e.g. Doe

EMAIL ADDRESS
e.g. jdoe@example.com

USERNAME
e.g. jdoe

PASSWORD

ARE YOU TAKING THIS TRAINING TO FULFILL THE REQUIREMENT TO BECOME APPOINTED?
Select an option...

HAVE YOU REGISTERED THE GUARDIANSHIP WITH JBCC?
Select an option...

COUNTY WHERE GUARDIANSHIP FILED

Create account

NOTE: The [Training Course](#) and the [Guardianship Registration](#) are on two separate websites

- If you have already created a JBCC online profile, the username and password will not be recognized by the training site
- If you want to use the **username** and **password** created for the JBCC online profile, you may, they must be re-entered when signing up for the training course
- Do not use Apple devices for the Guardianship Training module, as they create problems in completing the training

- Google Chrome must be used to take the training

Step 5 – Choose

Create account

Step 6 – Choose Start Course



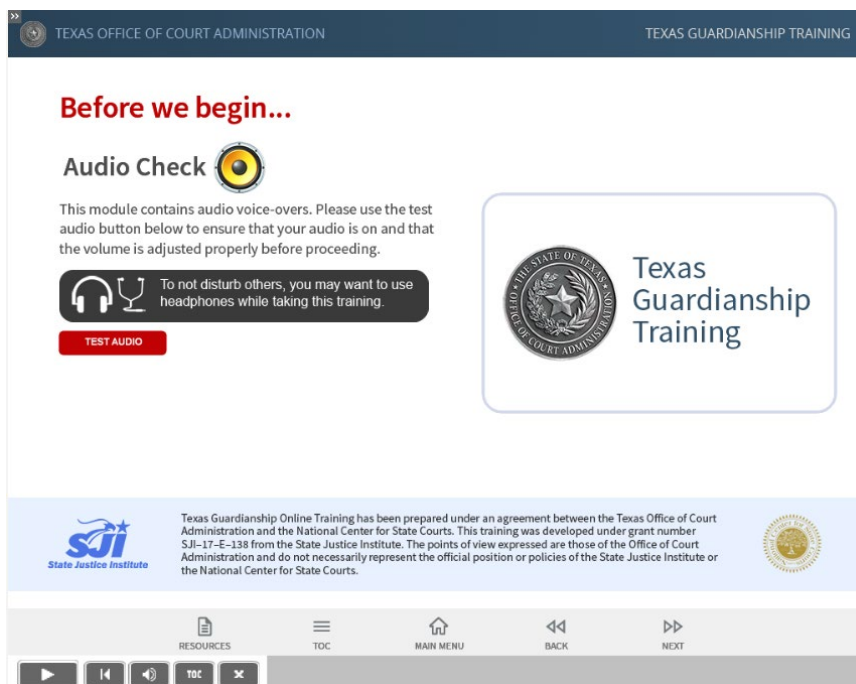
Start course


Step 7 – Choose



Step 8 – You will be asked to perform an Audio Check, choose

TEST AUDIO

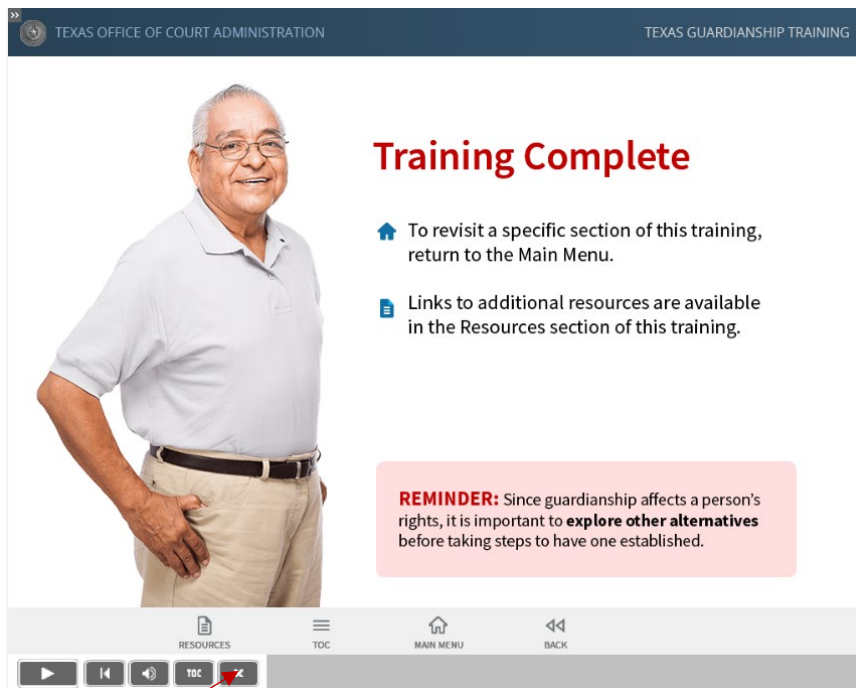



Step 9 – When the audio has been adjusted, choose PLAY 

Step 10 – The course will begin



Step 11 – Completion of the course



Step 12 – Choose  to be taken to download your certificate

Step 13 – Choose 



Step 14 – Your training certificate will be downloaded to your computer's Downloads folder [↓ Downloads](#)

Step 15 – After completing the training, upload your certificate to your JBCC online registration application

NOTE: For instructions on how to upload a document to your online registration application:

- Choose [Online System Resources](#)
- Open the • [Guide to Using the Online System \(pdf\)](#) 