

TFSC Account Creation and Registration

1. Visit the account creation site by clicking this link:
<https://shsu.geniussis.com/PublicStudentSignUp.aspx?AffiliateID=AY4I66>
2. If you already have a Genius account from taking a previous course or licensing exam, click “Already Have an Account?” to log in. Then proceed to Step 7 in this document.
3. If you do not already have an account, fill out the form

Registration

[Already Have an Account?](#)

- or -

New to the Learning Portal? Create your account below.

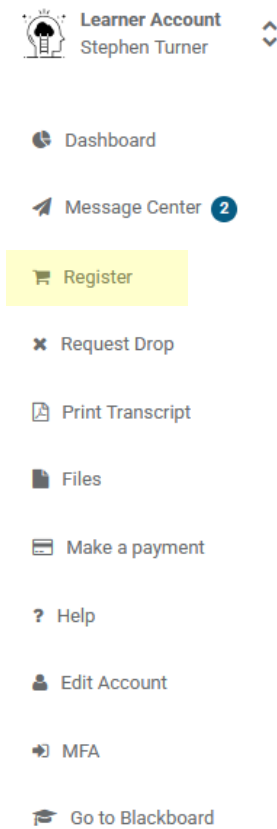
First Name*	Last Name*
<input type="text"/>	<input type="text"/>
Email*	Affiliation*
<input type="text"/>	SHSU > College of Criminal Justice > Institute f
Phone*	
<input type="text"/>	

By clicking on register, you agree with our [Usage Terms](#).

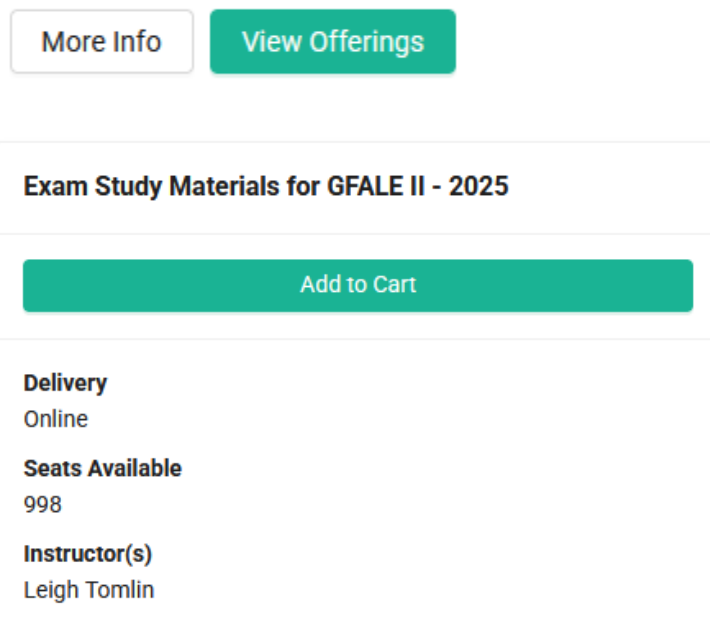
Register

4. You will receive an email letting you know your account has been created. In that email you will find a link to finalize your registration by setting up your password.
5. After you create a password, login using your email address as your username and the new password.
6. A multi factor authentication code will be sent to your email. Use that code to finish logging in.

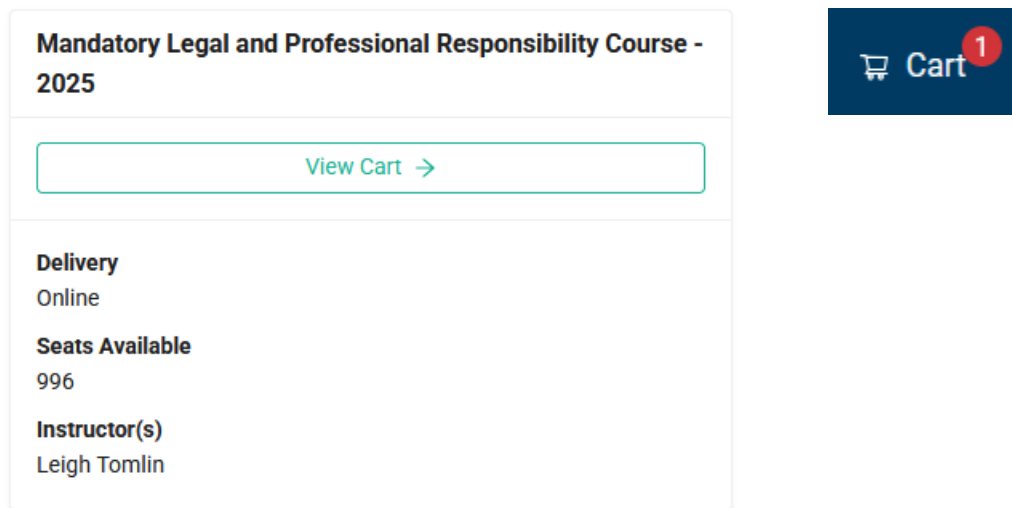
7. On the dashboard, you will find a link to register for courses in the left navigation panel.



8. To register for a course, click the View Offerings button and then Add to Cart.



9. To get to your cart, you can either click the View Cart button, or you can close the enrollment box and click the Cart button in the top right corner of the screen.



10. The page will look like a typical checkout screen that you would see on an online shopping site, but the course will cost \$0.00. Click confirm to finish registering.
11. Return to the Dashboard and your course will be available. You will also receive an email for each course that you register for.