

ANNUAL STATISTICAL REPORT FOR THE TEXAS JUDICIARY



FY 2023

Table of Contents

Introduction	
Director Statement.....	iv
Texas Court Structure	vi
Funding of the Judicial Branch	viii
Judicial Administration.....	iv
Statewide Trends	1
Family Cases.....	9
Criminal Cases.....	14
Fine Only Misdemeanors	22
Juvenile Cases.....	24
Probate and Guardianship Cases	32
Applications for Mental Health Services	36
Administrative Judicial Regions.....	37
Court-Level Trends	40
Supreme Court.....	41
Court of Criminal Appeals	45
District Courts.....	56
Statutory County Courts.....	65
Constitutional County Courts	73
Justice Courts.....	80
Municipal Courts	88
Profile of Appellate and Trial Court Judges	94
Detail	97
Supreme Court.....	98
Court of Criminal Appeals	100
Courts of Appeals.....	102
District Courts.....	104
Criminal Case Activity	104
Civil Case Activity.....	107
Family Case Activity	109
Juvenile Case Activity	111
Statutory County Courts.....	114
Felony Case Activity.....	114
Civil Case Activity.....	119
Family Case Activity	121
Juvenile Case Activity	123
Probate and Guardianship Cases	126
Mental Health Case Activity.....	126
Constitutional County Courts	127
Criminal Case Activity	127
Civil Case Activity.....	130
Juvenile Case Activity	132
Probate and Guardianship Cases	135
Mental Health Case Activity.....	135

District and Statutory County Courts.....	136
Civil Case Activity.....	136
Family Case Activity.....	138
Felony Case Activity.....	140
District and County-Level Courts.....	143
Juvenile Case Activity.....	143
County-Level Courts.....	146
Misdemeanor Case Activity.....	146
Probate and Guardianship Cases.....	149
Mental Health Case Activity.....	149
Justice and Municipal Courts.....	150
Criminal Case Activity.....	150
Juvenile/Minor Activity.....	151
Additional Activity.....	152
Justice Courts.....	153
Criminal Case Activity.....	153
Civil Case Activity.....	154
Juvenile/Minor Activity.....	154
Municipal Courts.....	156
Criminal Case Activity.....	156
Juvenile/Minor Case Activity.....	157
Assigned Judges in the Trial Courts.....	159
Appendix.....	161

DIRECTOR STATEMENT

The Texas Judiciary closed out Fiscal Year 2023 with more than 7.6 million filings and judges disposing of nearly 7.5 million cases, resulting in an overall case clearance rate of 100 percent.

In recent years there has been an increased focus on improving and expanding the court data that is collected. The information is used by the Legislature to determine where new courts should be created, utilized by local jurisdictions to manage dockets and by policy makers to make meaningful changes to our justice system.

The Texas Judiciary is embarking on collecting case level data with the help of funding for a new data system from the Texas Legislature. Case level data will bring a new level of transparency to our court system by providing more granular information about the cases being heard in the thousands of courts across our state. I anticipate the first case level data to be reported in FY 2025. In the meantime, I hope you enjoy exploring the wealth of information in this year's Annual Statistical Report.

Below are some key highlights:

- Filings increased at all court levels except in the Court of Criminal Appeals. However, filings remained substantially lower than pre-pandemic levels except in the Supreme Court.
- Case clearance rates remained steady in the Court of Criminal Appeals and district courts; increased in the Supreme Court, courts of appeals, and statutory county courts; and declined in constitutional county, justice, and municipal courts.
- After declining slightly during the pandemic, the number of new felony cases filed reached an all-time high in 2022 then declined very slightly in 2023.
- After rising for 3 years, new filings for capital murder cases decreased by 11 percent in 2023 compared to the previous year. As courts worked to address the pandemic-related criminal case backlog, there were 387 convictions in 2023 in cases initially charged as capital murder, the highest number on record.
- New filings involving capital murder, murder, manslaughter, aggravated assault and attempted murder cases remained relatively high. While in 2023 there were 6 percent fewer filings than were reported during the peak in 2022, there were 25 percent more cases than what was reported 5 years ago.
- The number of new misdemeanor cases increased by at least 8 percent. Theft, DWI, family violence and other assault cases increased over the previous year.
- New felony and misdemeanor drug offenses declined, and misdemeanors fell to the lowest level since 1994.
- After sharp, pandemic-related declines, fine-only misdemeanor cases increased for a second consecutive year but were still at historically low levels.
- Fine-only misdemeanors involving juveniles or minors and truancy cases also increased for the second year in a row.
- New civil case filings rose in all trial court levels, resulting in a 13 percent increase overall. Justice courts experienced the largest increase at 19 percent and reached an all-time high.
- Debt cases grew in all court types. Justice courts saw the largest increase with 26 percent more cases filed, reaching the second highest level of all-time. Debt cases grew by 15 percent in district courts and by 11 percent in county courts, but filings at both court levels remained lower than the peak in 2019.
- Injury or damage involving a motor vehicle increased by 13 percent compared to the previous year but was 5 percent lower than the all-time high reported in 2021.

- New landlord/tenant cases increased by 16 percent and reached an all-time high.
- Following a 24 percent increase in new estate cases during the COVID-19 pandemic (2020-2022), cases fell by 8 percent in 2023. Despite drops in all types of estate case filings, the overall number of new cases still represented a 16 percent increase over the number of cases filed in 2019.
- New family law cases fell 6 percent in 2023 and was the lowest number of filings since 1994. Post-judgment suits for modification or enforcement fell by 3 percent to the lowest level since at least 2011 when statistics began to be collected.
- Child protection and child support cases were down significantly from a peak in 2018, though the decline in child protection cases was small in 2023.
- New juvenile case filings continued to increase from their 2021 low, though they remained at roughly three-quarters of 2019's pre-pandemic case filings.



Megan LaVoi

TEXAS COURT STRUCTURE

The current structure of the court system of Texas was established by an 1891 amendment to the Texas Constitution of 1876. The amendment established the Supreme Court as the highest state appellate court for civil matters, and the Court of Criminal Appeals as the highest state appellate court in criminal matters. The amendment also established courts of appeals that exercise intermediate appellate jurisdiction in civil and criminal cases.¹

District courts are the state's trial courts of general jurisdiction. The geographical area served by each district court is established by the specific statute creating the court.


In addition to these state courts, the Texas Constitution provides for a county court in each county, presided over by the county judge. The county judge also serves as head of the county commissioners court, the governing body of the county. To aid the constitutional county court with its judicial functions, the Legislature has established statutory county courts, generally designated as county courts at law or statutory probate courts, in the more populous counties.

The Texas Constitution also authorizes not less than one nor more than 16 justices of the peace in each county. The justice courts generally have exclusive jurisdiction of civil matters when the amount in controversy does not exceed \$200 and concurrent jurisdiction with the county courts when the amount in controversy exceeds \$200 but does not exceed \$20,000. These courts also have jurisdiction in misdemeanor cases where punishment upon conviction may be by fine only.

By statute, the Legislature has created municipal courts in each incorporated city in the state. These courts have original jurisdiction over violations of municipal ordinances and concurrent jurisdiction with the justice courts over misdemeanor state law violations, limited to the geographical confines of the municipality. Municipal courts also have civil jurisdiction limited to a few specific types of cases.

Trials in the justice courts and most municipal courts are not of record, and appeals therefrom are by new trial ("trial *de novo*") to the county court, except in certain counties, where the appeal is to a county court at law or to a district court. When an appeal is by trial *de novo*, the case is tried again in the higher court, just as if the original trial had not occurred.

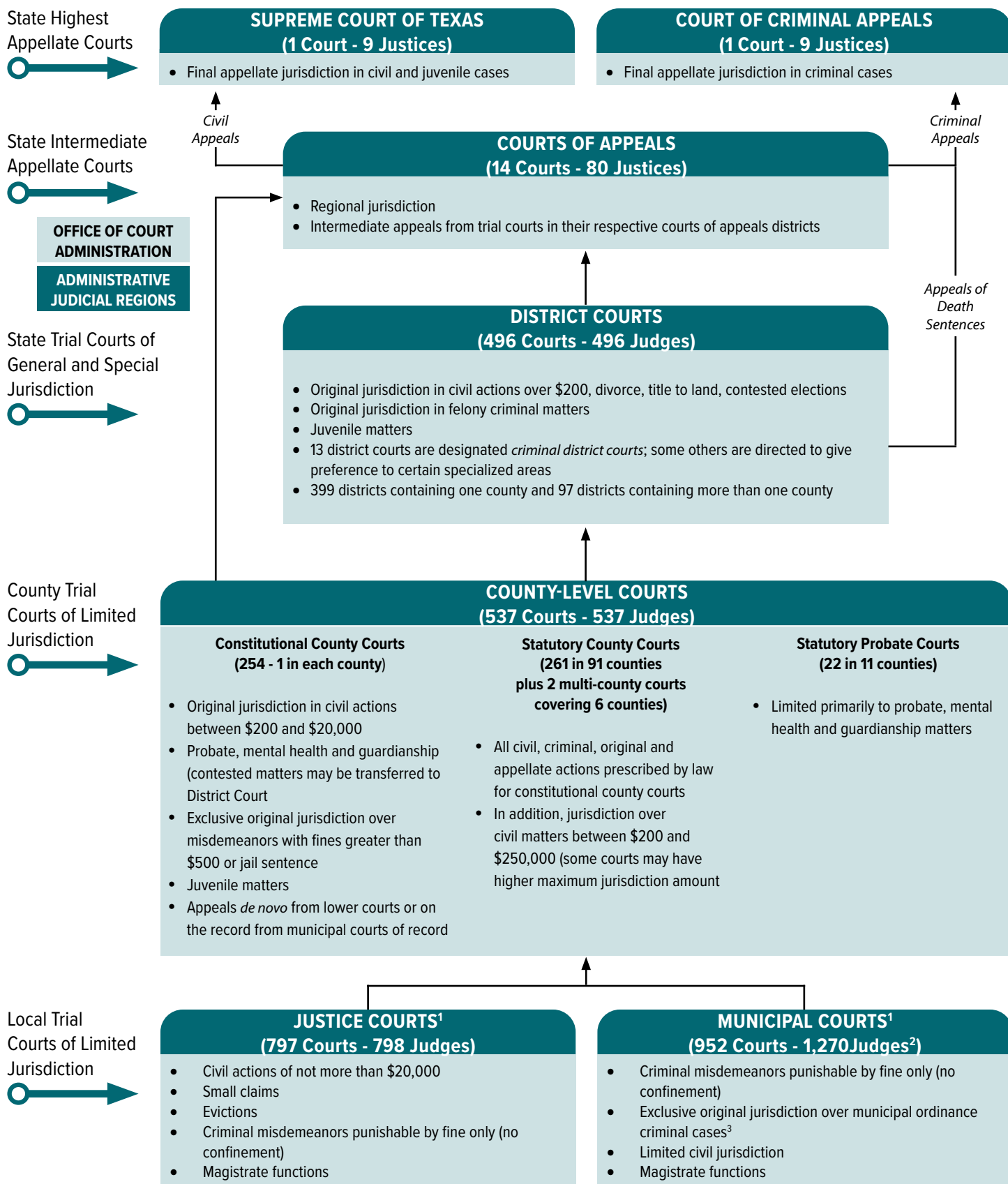
Jurisdiction of the various levels of courts is established by constitutional provision and by statute. Statutory jurisdiction is established by general statutes providing jurisdiction for all courts on a particular level, as well as by the statutes establishing individual courts. Thus, to determine the jurisdiction of a particular court, one must examine the Constitution; the general statutes establishing jurisdiction for that level of court; the specific statute authorizing the establishment of the particular court in question; the statutes creating other courts in the same county (whose jurisdictional provisions may affect the court in question); and the statutes dealing with specific subject matter (such as the Family Code, which requires, for example, that judges who are lawyers hear appeals from cases heard by non-lawyer judges in juvenile cases).



¹ The courts of appeals were given appellate criminal jurisdiction in 1981.

COURT STRUCTURE OF TEXAS

September 2023



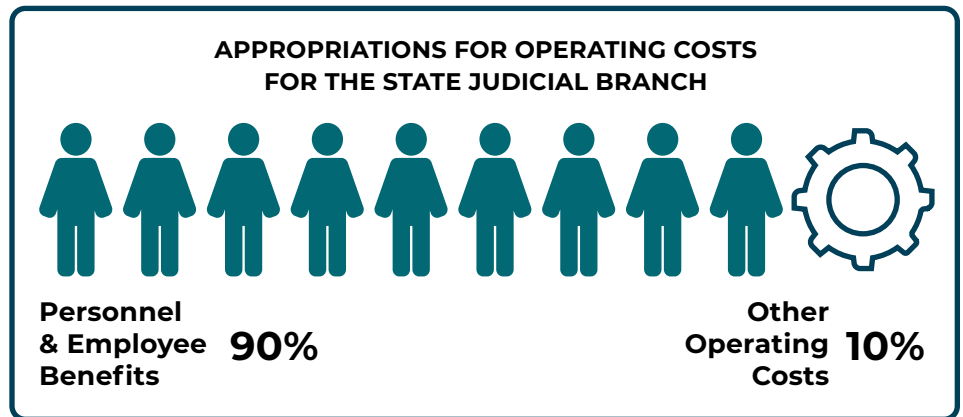
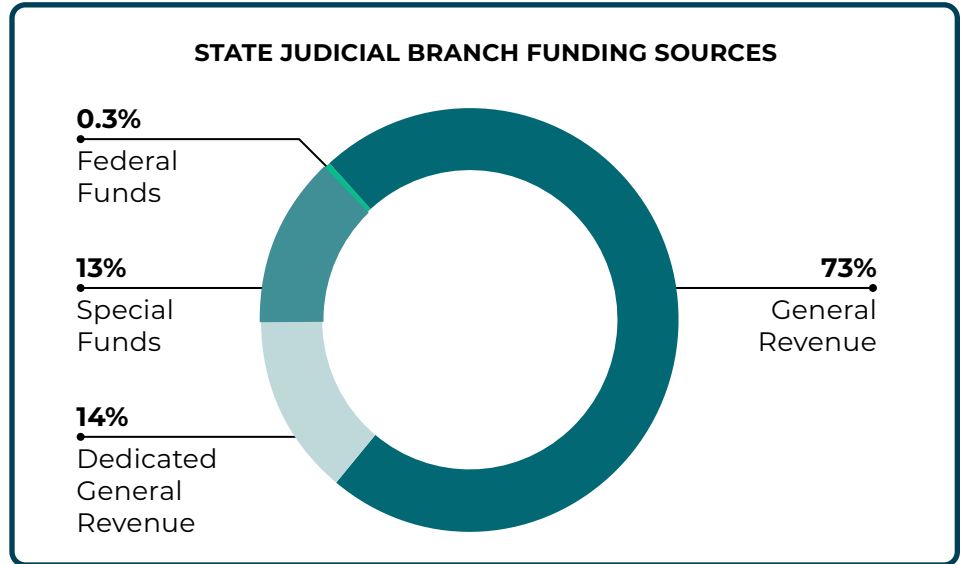
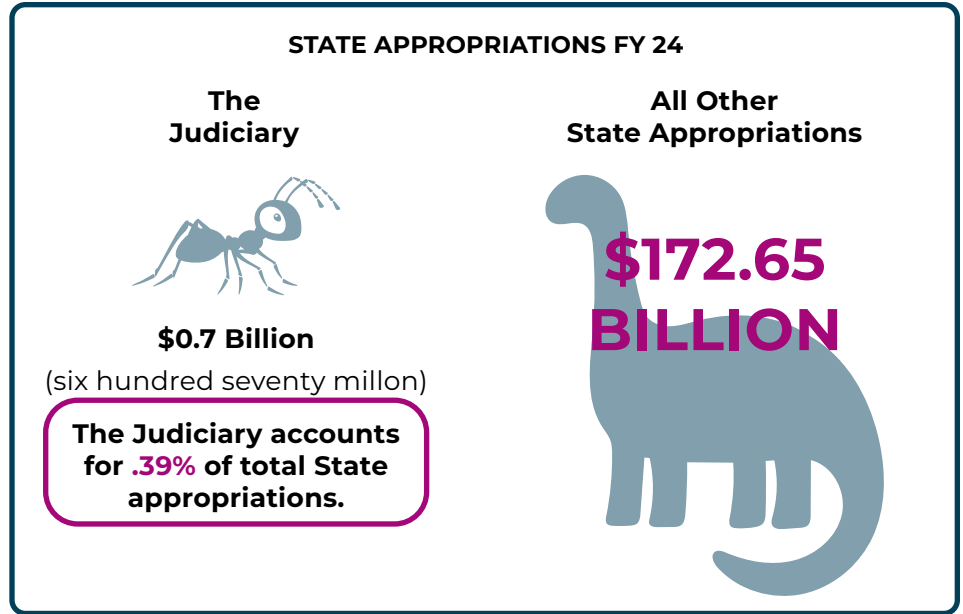
- All justice courts and most municipal courts are not courts of record. Appeals from these courts are by trial *de novo* in the county-level courts, and in some instances in the district courts.
- Some municipal courts are courts of record—appeals from the courts are taken on the record to the county-level courts. As of May 2023, 205 courts indicated that they were a court of record; a list is posted at <http://www.txcourts.gov/about-texas-courts.aspx>.
- An offense that arises under a municipal ordinance is punishable by a fine not to exceed: (1) \$2,000 for ordinances that govern fire safety, zoning, and public health, (2) \$4,000 for dumping of refuse or (3) \$500 for all others.

FUNDING OF THE JUDICIAL BRANCH

The State provides funding for salaries and operating costs of the Supreme Court, Court of Criminal Appeals, and intermediate appellate courts. The State funds a base salary for district judges and salary reimbursements for certain constitutional and statutory county court judges, as well as salaries, salary supplements, expenses of retirement, and other payroll-related benefits for certain prosecutors. The State also pays for or supplements some other expenses of the judicial branch, including juror pay, basic civil legal services, criminal indigent defense, judicial technology, and special prosecution units.

Most counties supplement the base salary of judges of the intermediate appellate courts and district courts. Counties pay the operating costs of district courts, as well as the salary of judges, salaries of other staff, and operating costs for constitutional county courts, county courts at law, and justice courts. Cities finance all costs related to the operation of municipal courts, including judges' salaries.

In **FY 2024**, state appropriations for the Texas judicial system accounted for **0.39 percent** of all state appropriations. **Almost three-quarters** of the financing for the judicial system came from General Revenue sources. **Fourteen percent** came from dedicated General Revenue funds, such as the Fair Defense Account, the Statewide Electronic Filing System Account, and the Judicial and Court Personnel Training Fund, and the remaining amounts came from other special funds, including the Judicial Fund and federal funds.



STATE JUDICIAL BRANCH APPROPRIATIONS, FY 2024

\$133.8M

19.75%

JUDICIAL
RETIREMENT
& BENEFITS

\$92.6M

13.67%

INDIGENT
DEFENSE

\$84.3M

12.45%

DISTRICT
JUDGES¹

\$82.4M

12.15%

JUDICIAL
AGENCIES²

\$54.4M

8.02%

14 COURTS
OF APPEALS

\$45.1M

6.66%

BASIC CIVIL
LEGAL SERVICES

\$37.0M

5.46%

STATE EMPLOYEE
RETIREMENT &
BENEFITS

\$36.9M

5.45%

DISTRICT
ATTORNEYS

\$30.9M

4.56%

COUNTY JUDGE
SALARY
SUPPLEMENT/
REIMBURSEMENT

\$15.6M

2.31%

JUDICIAL & COURT
PERSONNEL
TRAINING

\$13.8M

2.04%

VISITING
JUDGES³

\$13.8M

2.03%

JUROR
PAY

\$7.9M

1.16%

COURT OF
CRIMINAL APPEALS

\$7.5M

1.10%

SUPREME
COURT

\$6.8M

1.0%

COUNTY ATTORNEY
SUPPLEMENT

\$6.5M

0.96%

SPECIAL
PROSECUTION UNIT

\$3.6M

0.00%

OTHER SUPREME
COURT PROGRAMS

\$0.03M

0.00%

DEATH PENALTY
REPRESENTATION

1 "District Judges" includes salaries, travel, and local administrative judge salary supplement.

2 "Judicial Agencies" include the Office of Court Administration, Texas Judicial Council, Office of the State Prosecuting Attorney, Office of Capital and Forensic Writs, State Law Library, and State Commission on Judicial Conduct. Appropriations for Judicial Agencies include approximately \$11.3 million in interagency contracts.

3 "Visiting Judges" includes salaries and per diem expenses.

JUDICIAL ADMINISTRATION

The Texas Supreme Court has constitutional responsibility for the efficient administration of the judicial system and possesses the authority to make rules of administration applicable to the courts.¹ Under the direction of the Chief Justice, the Office of Court Administration aids the Supreme Court in carrying out its administrative duties by providing administrative support and technical assistance to all courts in the state.

The Supreme Court and the Texas Legislature also receive recommendations on long-range planning and improvements in the administration of justice from the Texas Judicial Council, a 22-member policy-making body composed of two appointees from each level of court, as well as appointees from the Governor and legislative branches of government. The Chief Justice of the Supreme Court, Presiding Judge of the Court of Criminal Appeals, chief justices of each of the courts of appeals, and judges of each of the trial courts are generally responsible for the administration of their respective courts.

For the district and statutory county courts there is also a local administrative district judge in each county, as well as a local administrative statutory county court judge in each county that has a statutory county court. In counties with two or more district courts, a local administrative district judge is elected by the district judges in the county for a term not to exceed two years.² Similarly, in counties with two or more statutory county courts, a local administrative statutory county court judge is elected by the statutory county court judges for a term not to exceed two years. The local administrative judge is charged with implementing the local rules of administration, supervising the expeditious movement of court caseloads, and other administrative duties.³

To aid in the administration of justice in the trial courts, the state is divided into eleven administrative judicial regions. With the advice and consent of the Senate, the Governor appoints one of the active or retired district judges, or a retired appellate court judge who has district court experience residing in each region, as the presiding judge. The statutory probate court judges also select a presiding judge, who must be an active statutory probate court judge.

The Chief Justice of the Supreme Court may convene periodic conferences of the chief justices of the courts of appeals, as well as periodic conferences of the eleven presiding judges to ensure the efficient administration of justice in the courts of the state.

By statute, the Supreme Court has administrative control over judicial branch agencies and issues Administrative Orders to include orders for appointments to judicial boards, commissions, and task forces.

¹ Article V, Section 31 of the Texas Constitution.

² In accordance with Section 74.091 or Section 74.0911, Tex. Govt. Code.

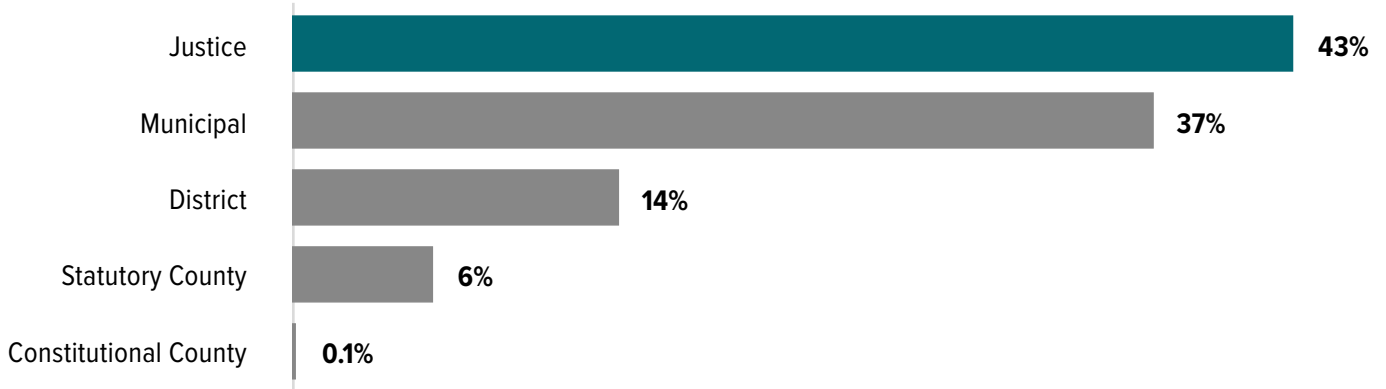
³ The administrative responsibilities of the local administrative judge are detailed in Section 74.092, Tex. Govt. Code.

Statewide Trends

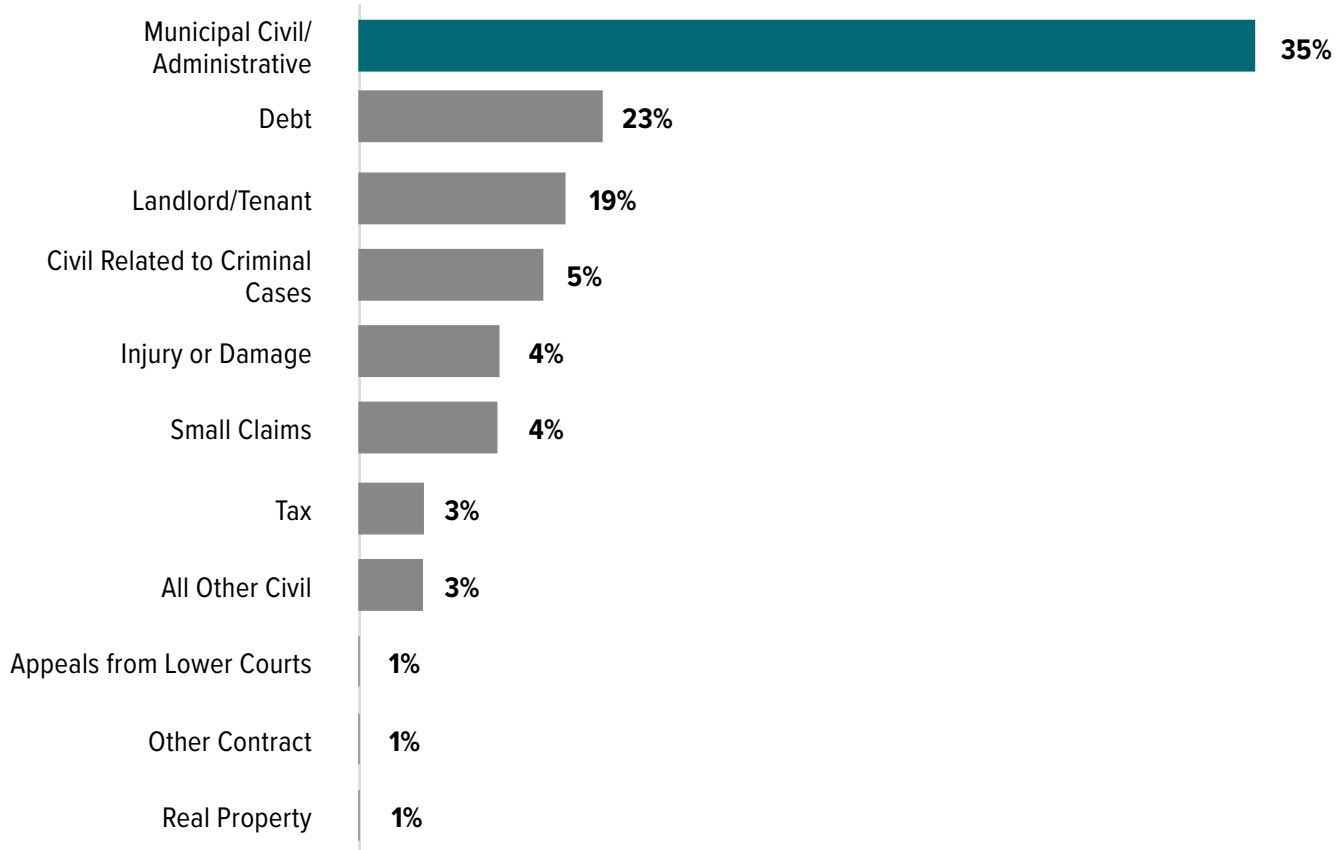
Family Cases.....	9
Criminal Cases.....	14
Fine Only Misdemeanors	22
Juvenile Cases.....	24
Probate and Guardianship Cases	32
Applications for Mental Health Services	36
Administrative Judicial Regions.....	37

CIVIL CASES

In 2023, 80 percent of the more than 1.5 million new civil cases were filed in the municipal and justice courts. Justice courts alone accounted for more than 40 percent of all civil cases filed, an increase over the 39 percent filed in 2022.

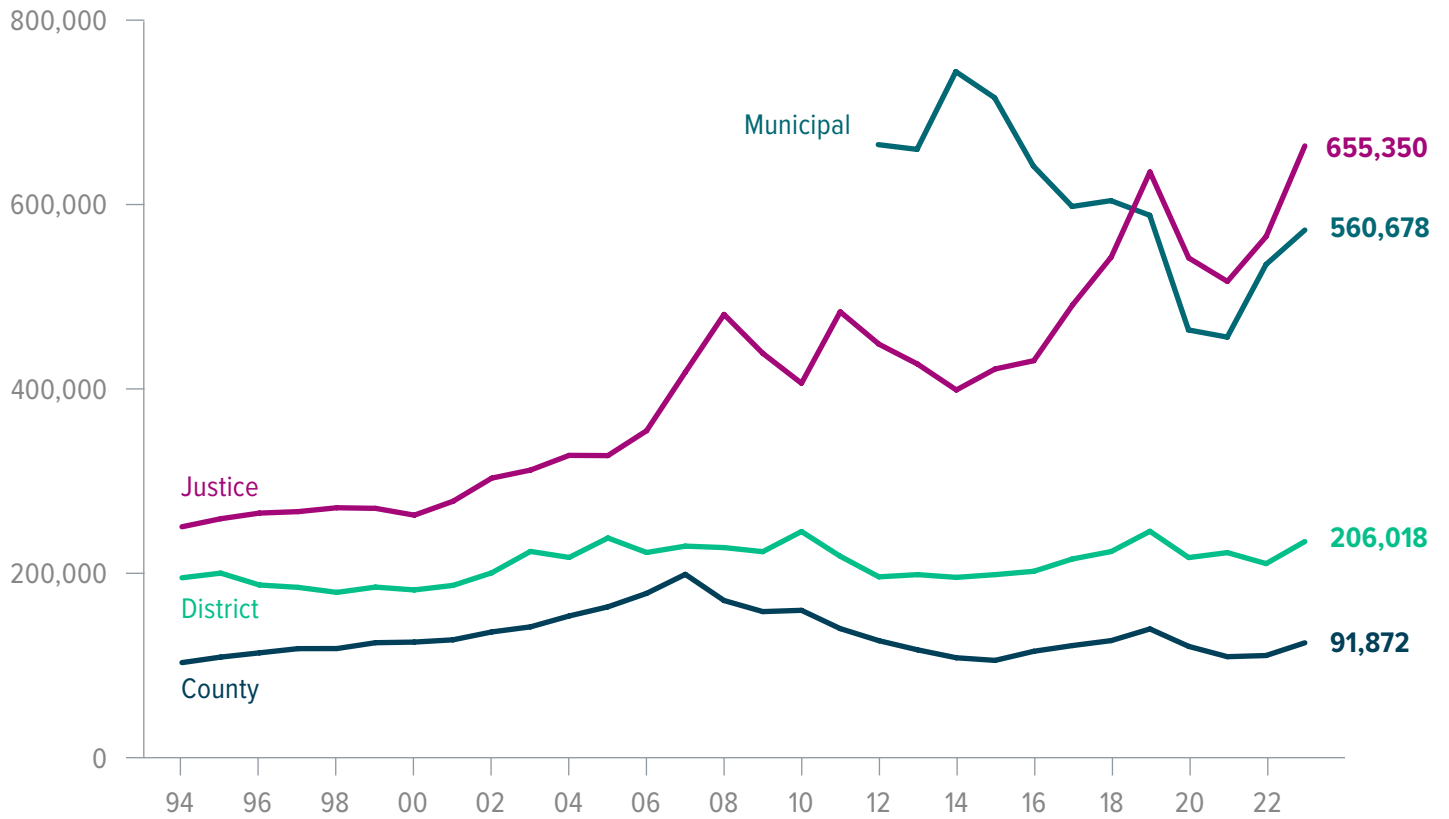


Municipal civil/administrative cases accounted for 35 percent of new civil cases filed, down 2 percentage points from the previous year. Debt cases increased by 2 percentage points, and landlord/tenant cases increased by 1 percentage point.



CIVIL CASES

In 2023, new civil case filings rose at all court levels, resulting in a 13 percent increase overall. Justice courts experienced the largest increase at 19 percent and reached an all-time high. County court filings increased by 18 percent, district court filings by 14 percent, and municipal court civil/administrative cases by 7 percent, all returning to pre-pandemic levels.



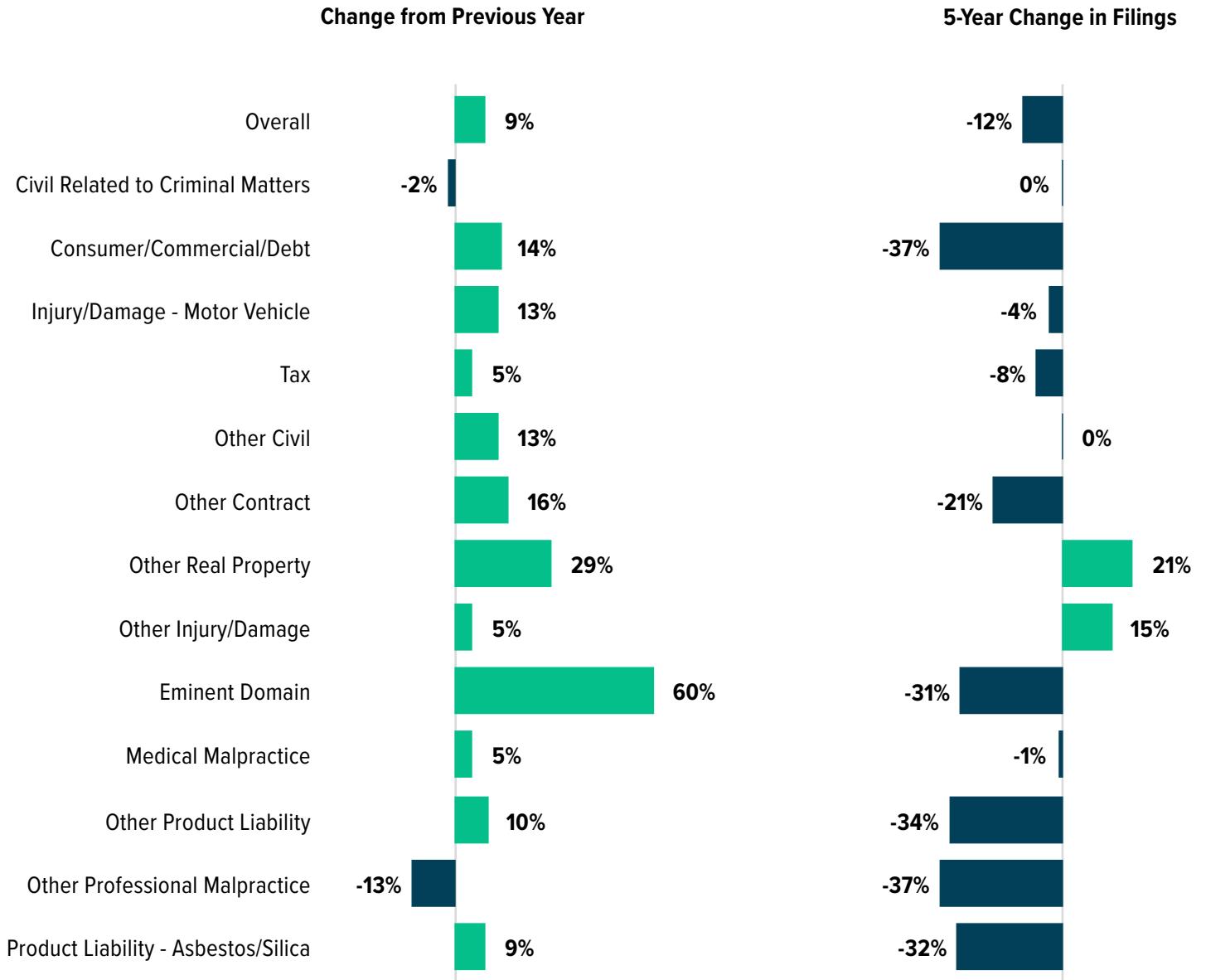
CIVIL CASES

CHANGE IN CASES FILED

District and County Courts

The number of new cases filed in district and county-level courts increased in all but 2 categories: civil related to criminal matters and other professional malpractice. In 2023, the largest increase in filings was in cases involving eminent domain, followed by other real property and other contract cases.

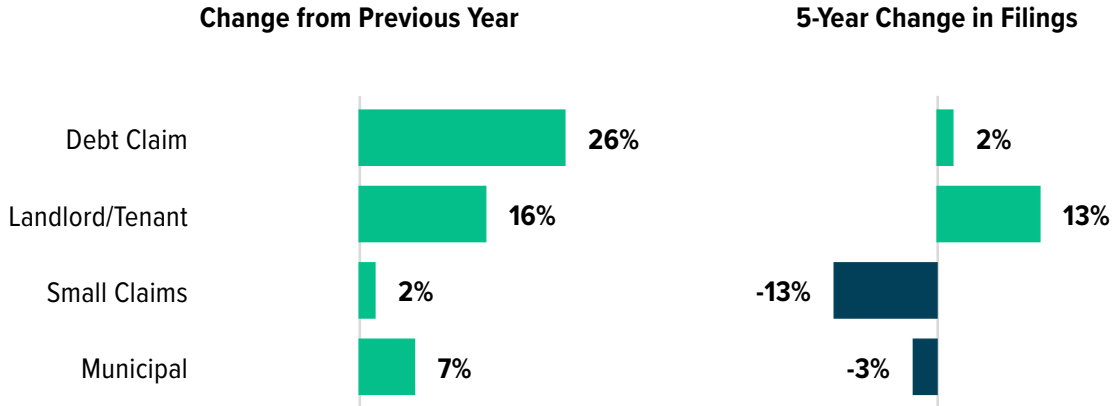
Despite the increase over the previous year, filings were lower in all but 2 categories compared to what was reported 5 years ago.



CIVIL CASES

Justice and Municipal Courts

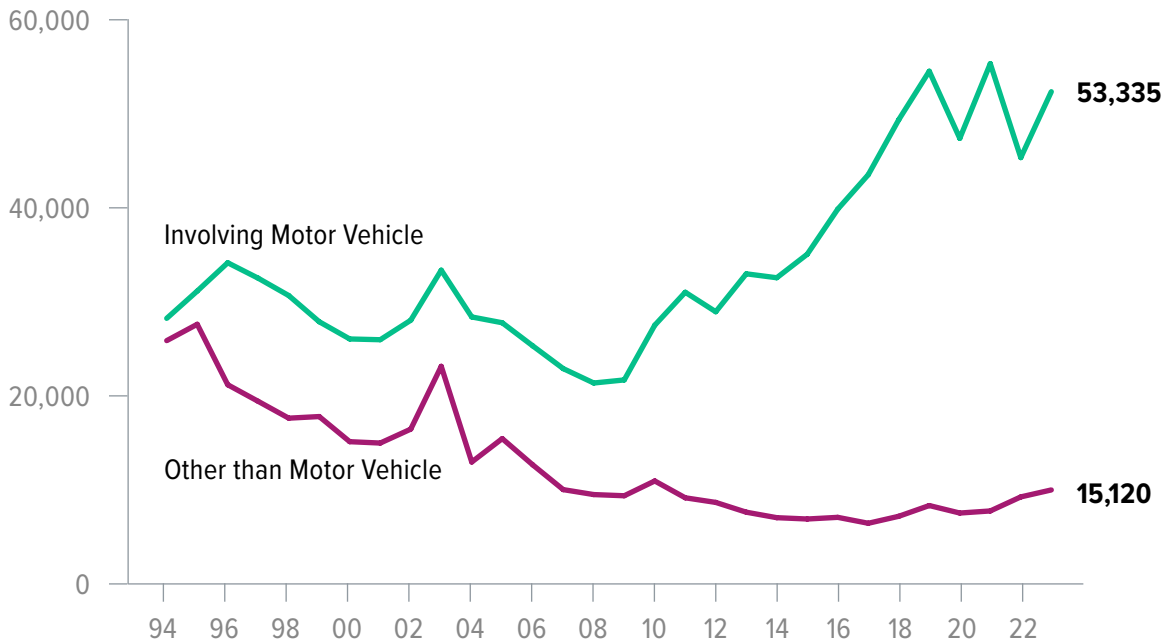
New civil cases filed in the justice and municipal courts grew significantly except for small claims. Despite the growth, filing levels remained lower than levels 5 years ago in small claims and municipal court cases while debt cases were slightly higher and landlord/tenant cases were more than 10 percent higher.



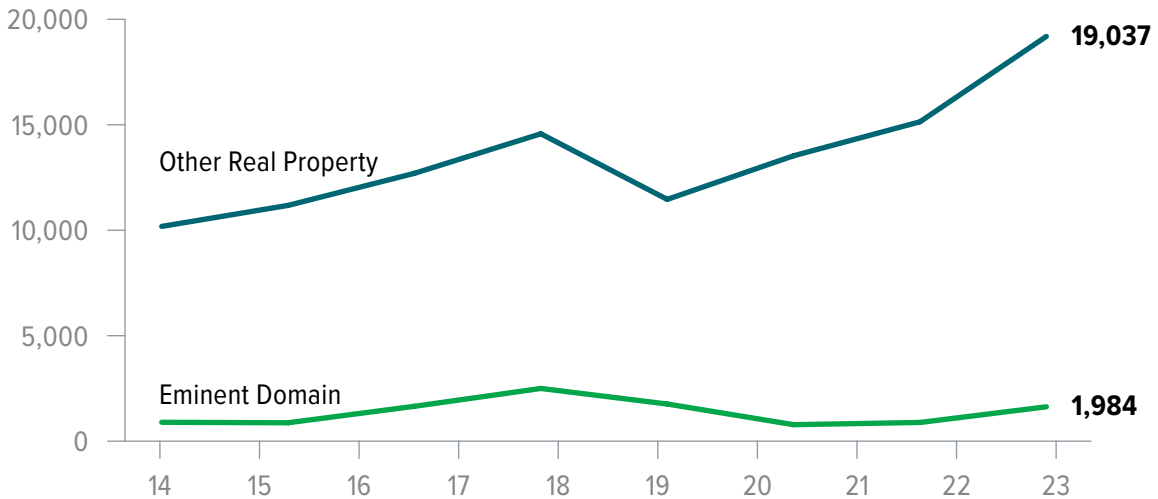
CIVIL CASES

Significant Trends

Injury or damage involving a motor vehicle increased by 13 percent compared to last year but was 5 percent lower than the all-time high reported in 2021. Injury or damage not involving a motor vehicle (malpractice, product liability, and other injury or damage) increased by 5 percent compared to 2022 and 11 percent compared to what was reported 5 years ago.

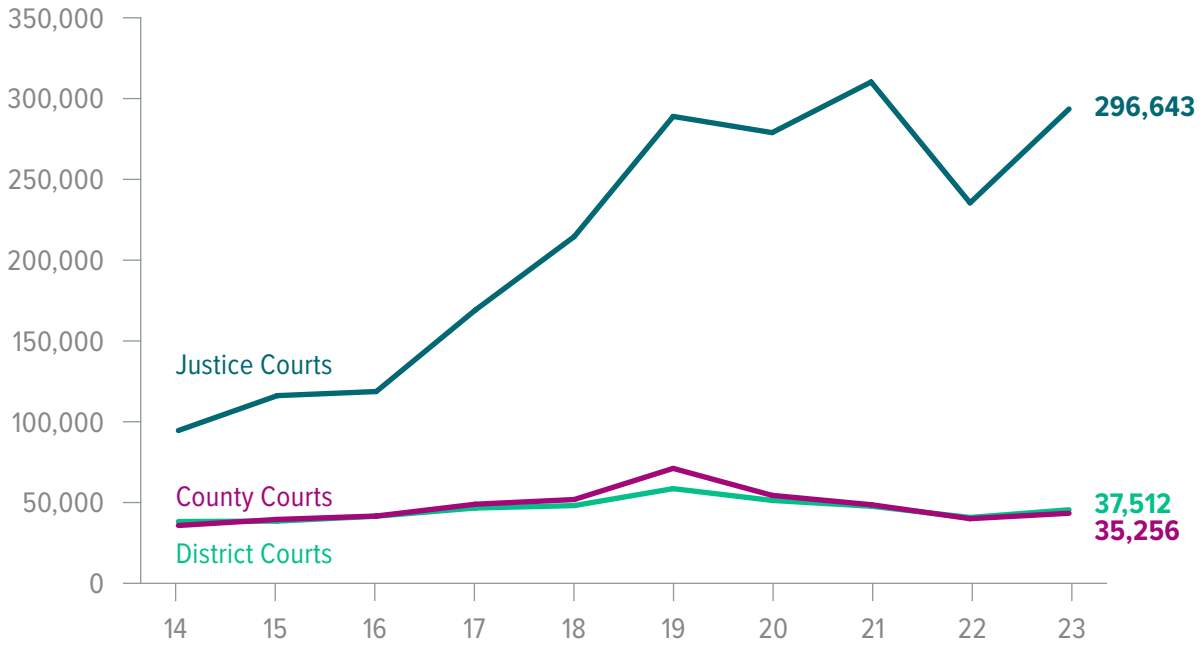


In 2023, total real property case filings increased by 29 percent. Eminent domain cases increased by 60 percent, while other real property cases increased by 26 percent.

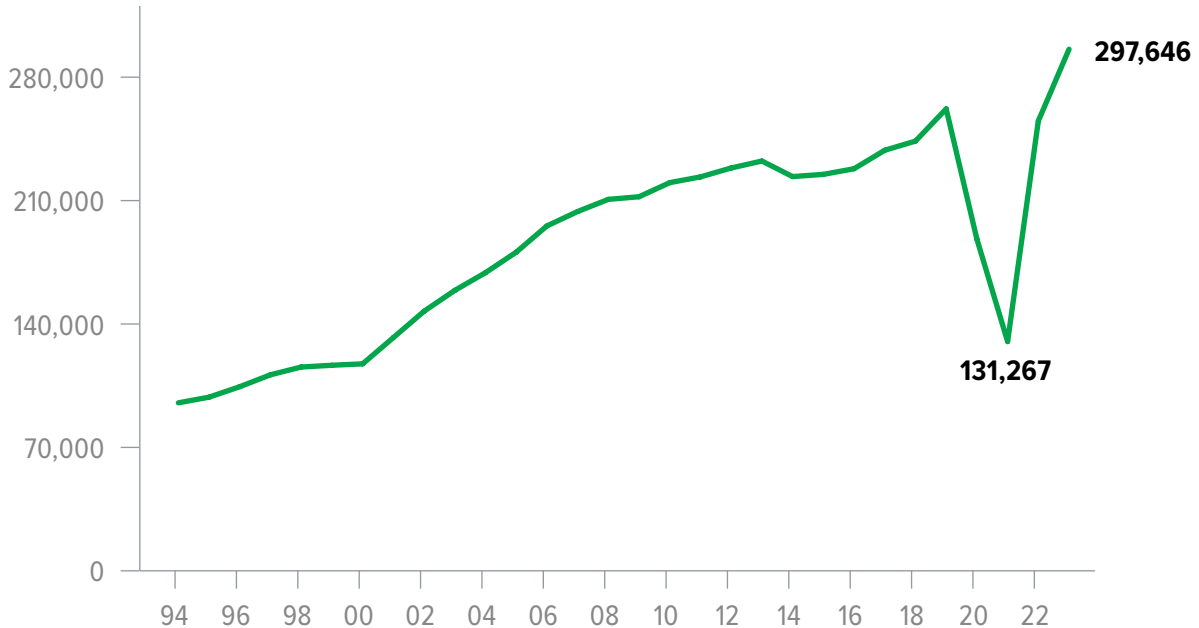


CIVIL CASES

In 2023, debt cases grew in all court types. Justice courts saw the largest increase with 26 percent more cases filed, reaching the second highest level of all-time. Debt cases grew by 15 percent in district courts and by 11 percent in county courts, but filings at both court levels remained lower than the peak in 2019.

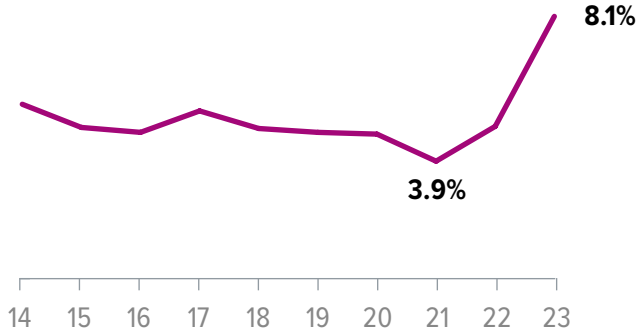


In 2023, landlord/tenant cases reached an all-time high, with nearly 300,000 new cases filed, a 16 percent increase from the previous year.

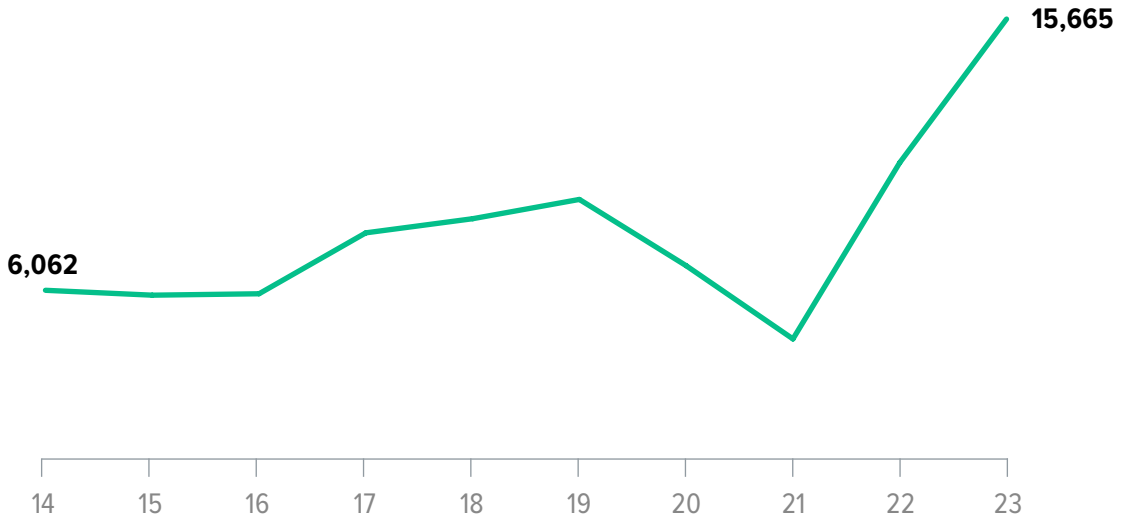


CIVIL CASES

The plaintiff or petitioner was self-represented at the time of filing in 8 percent of civil cases filed in district and county courts in 2023, an increase of 38 percent compared to the previous year.

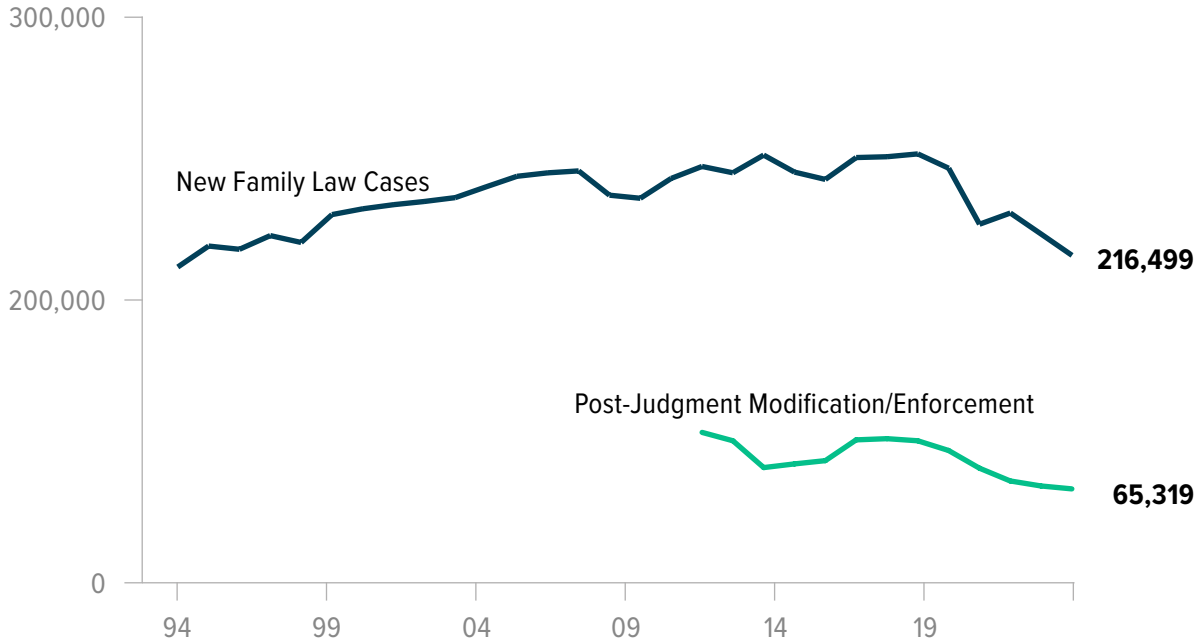


The large up-tick in pro se filings was mainly driven by the county courts at law, which saw a 48 percent increase in self-represented litigants compared to 2022 and 158 percent compared to what was reported 10 years ago.



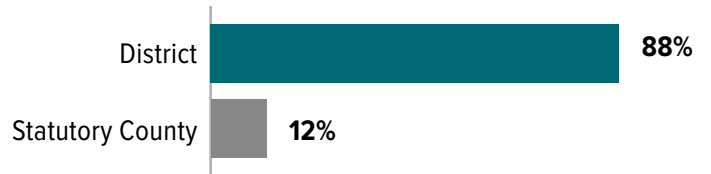
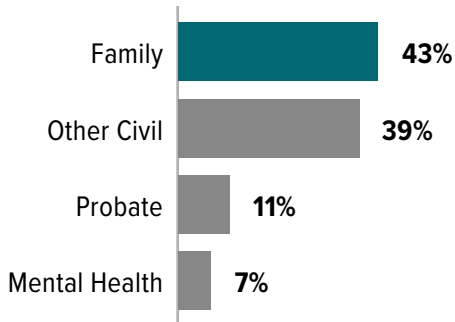
FAMILY CASES

New family law cases continued to drop. In 2023 there were 6 percent fewer cases than the previous year and 21 percent fewer cases than what was reported five years ago. The downward trend could also be seen in post-judgment modification/enforcement cases. In 2023 there were 3 percent fewer cases compared to the previous year and 28 percent fewer cases than five years ago.



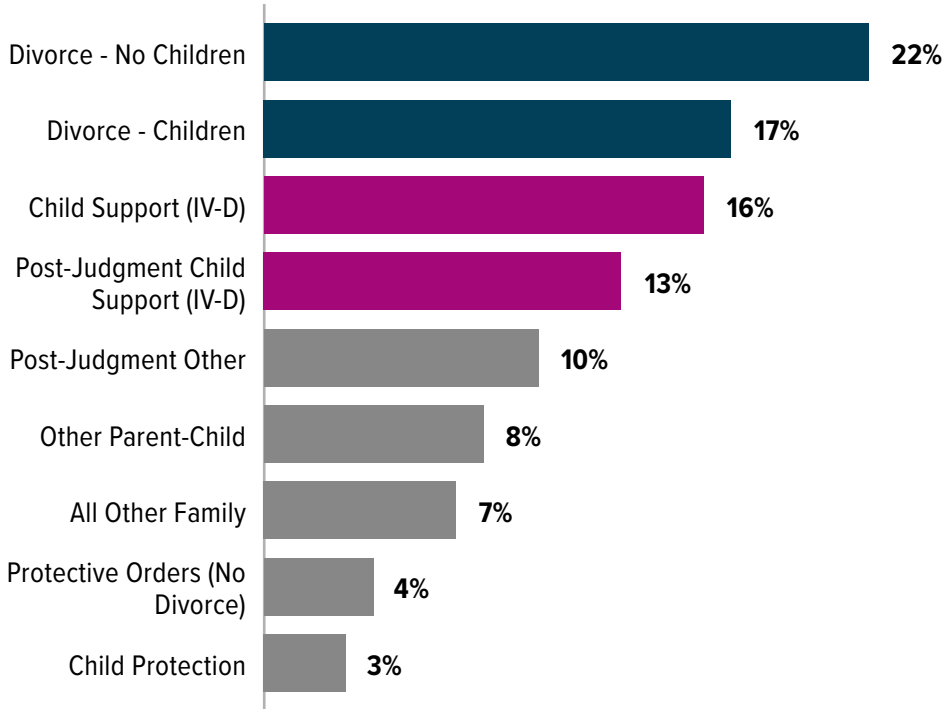
Family cases made up 43 percent of the total civil caseload (excluding civil cases related to criminal matters), a trend that has held steady since 2019.

Most family cases were handled in the district courts.

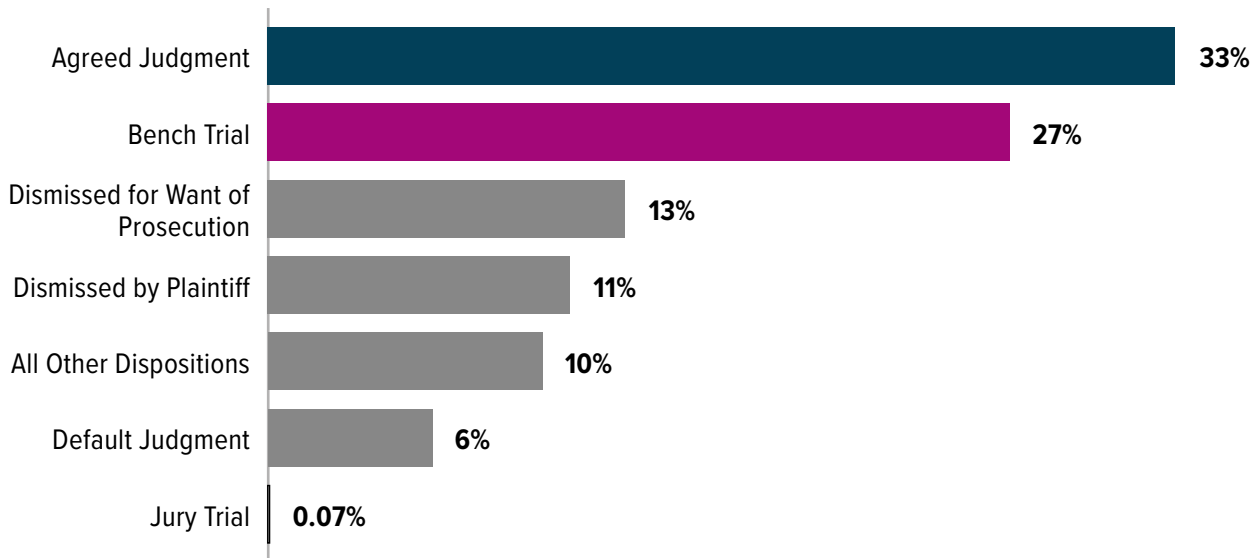


FAMILY CASES

Approximately 40 percent of new family cases involved divorce and 30 percent involved child support (IV-D).



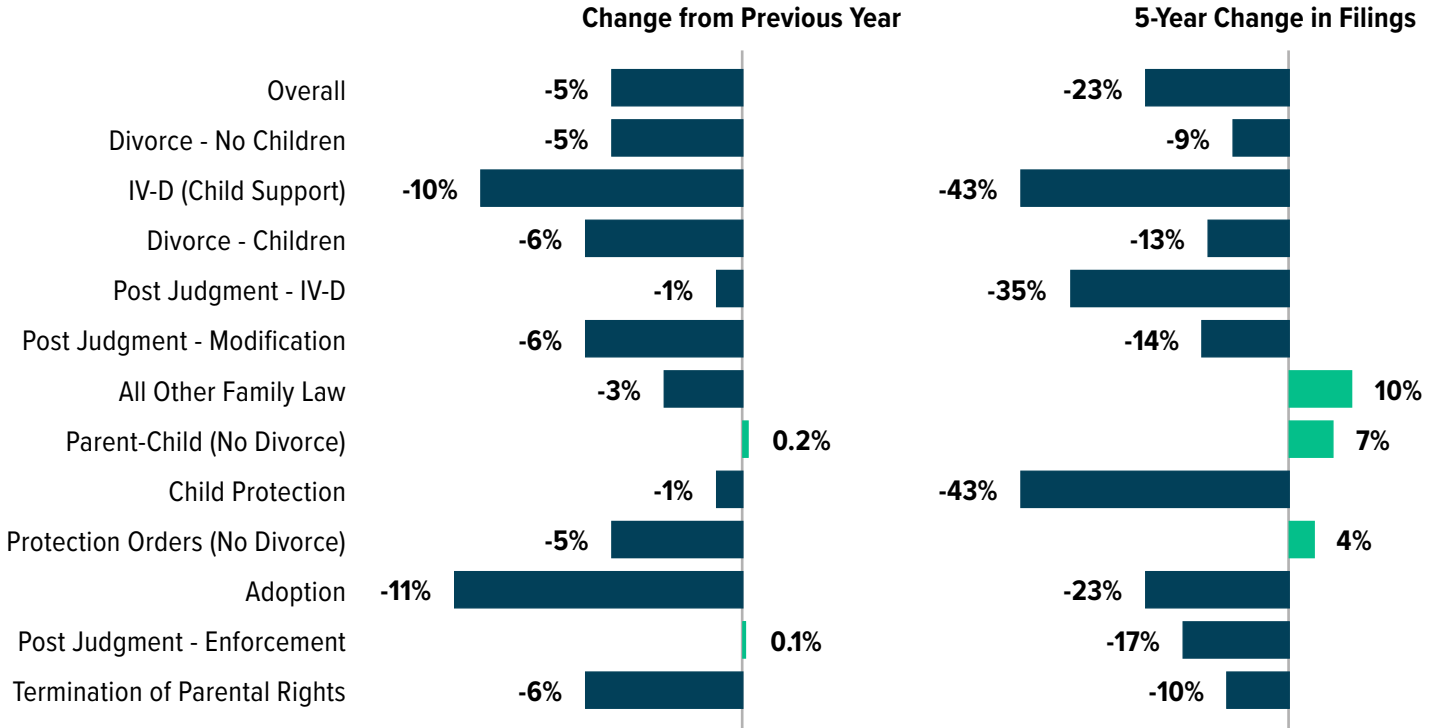
One-third of family cases were disposed of by agreed judgement. Bench trials made up 27 percent of dispositions and jury trials made up less than 1 percent.



FAMILY CASES

CHANGE IN NEW CASES FILED

Filings decreased in nearly all categories compared to the previous year. The most significant decline was in adoption cases, which decreased by 11 percent, and new Title IV-D cases, which decreased by 10 percent.



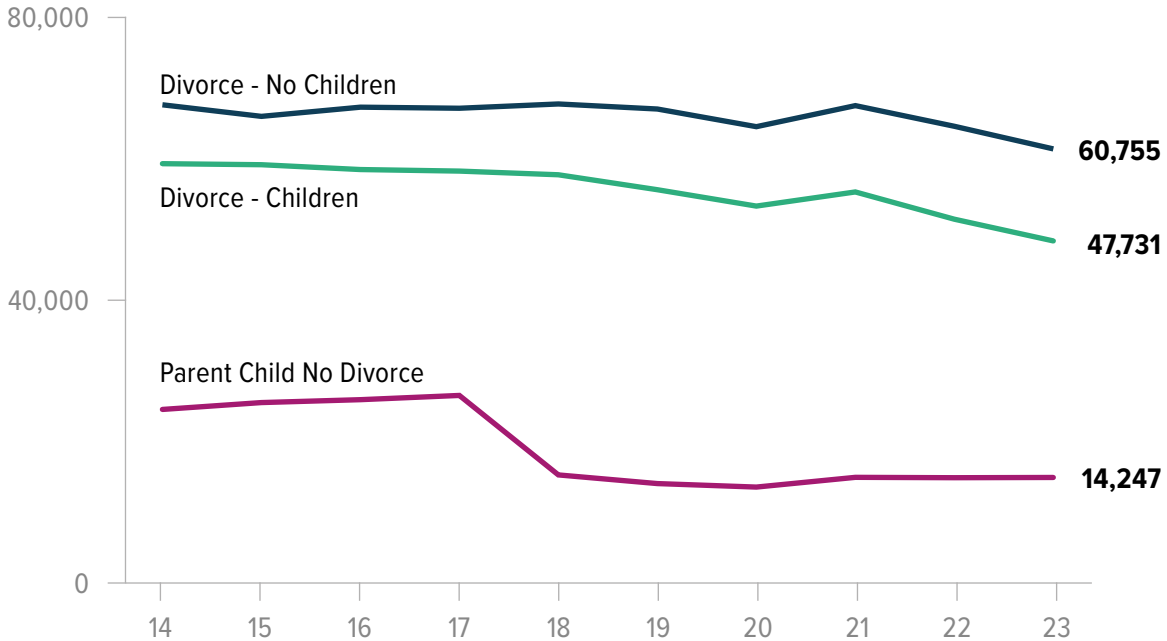
SIGNIFICANT TRENDS

New and post-judgment Title IV-D cases continued to decline. In 2023 there were 10 percent fewer new cases and 1 percent fewer post-judgment cases compared to the previous year.

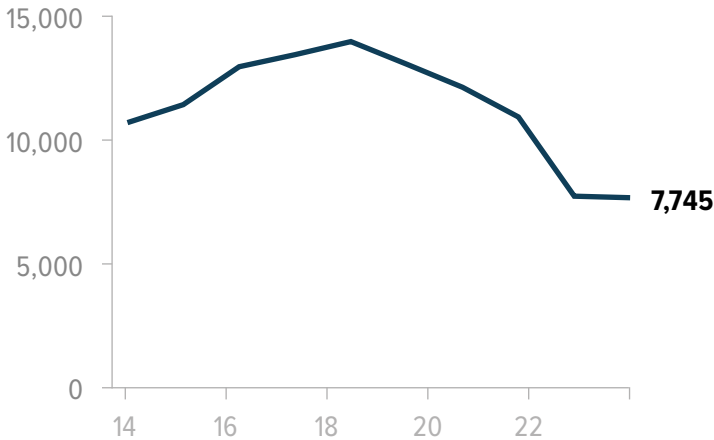


FAMILY CASES

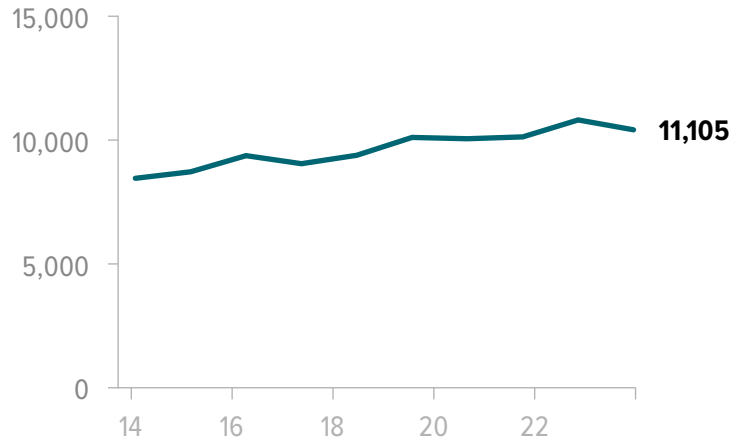
New divorce cases continued to decrease. Compared to the previous year, divorce cases involving children dropped by 6 percent and those without children dropped by 5 percent. There was no change in parent-child cases without divorce.



New child protection cases declined significantly since 2018, when the Families First Act provided states with federal funds to help families reduce entry to foster care. In 2023 filings declined by only 1 percent.

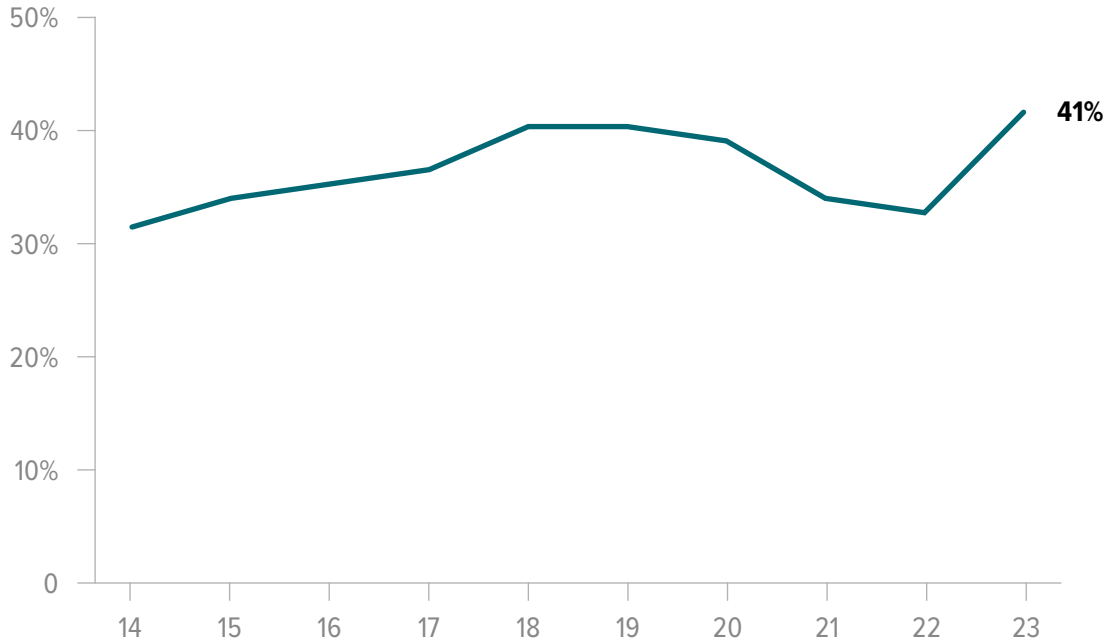


After a 9 percent increase in 2022, applications for protective orders not associated with a divorce decreased by 5 percent in 2023. However, there were 4 percent more filings than what was reported five years ago.

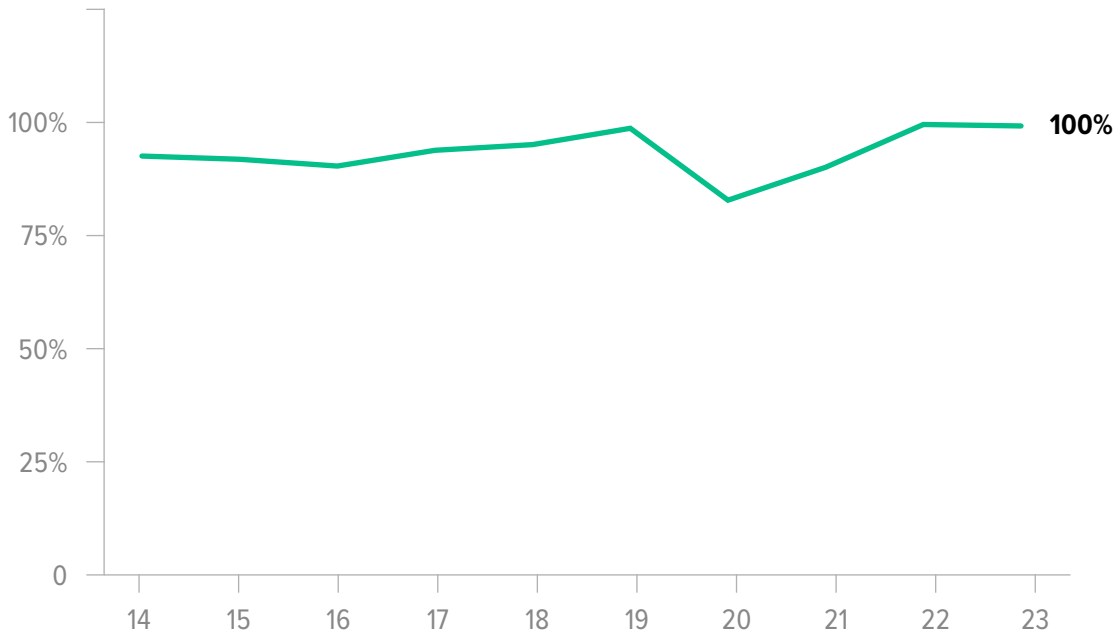


FAMILY CASES

The percentage of plaintiffs/petitioners who were self-represented at the time of filing increased by 7 percentage points compared to the previous year.



Statewide family clearance rates reached 100 percent for the second consecutive year, indicating that there were as many cases disposed as were filed.

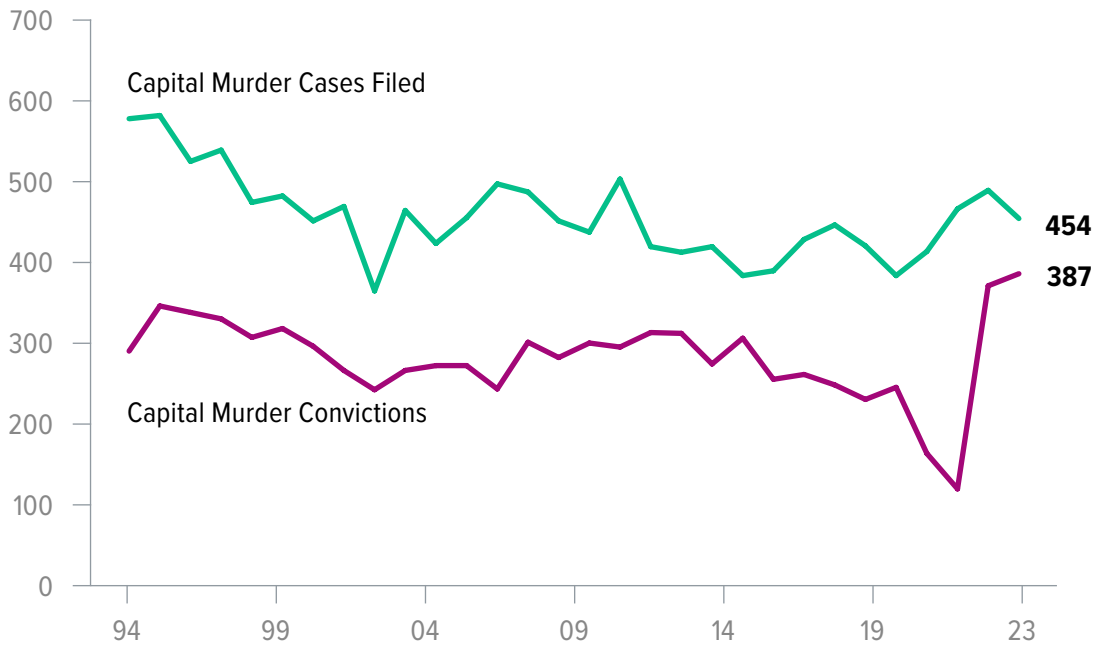


CRIMINAL CASES

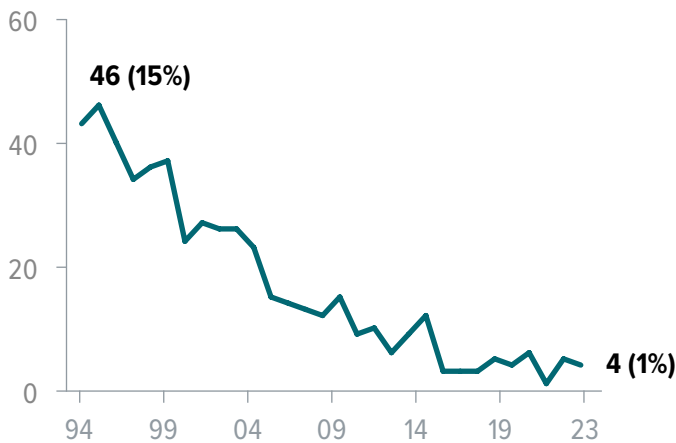
Disclaimer: Due to ongoing corrections that resulted from a case management system conversion, data for June through August 2023 from Dallas County were not submitted by the time of publication.

After rising for 3 years, new filings for capital murder cases decreased by 11 percent in 2023 compared to the previous year.

As courts worked to address the pandemic-related criminal case backlog, there were 387 convictions in 2023 in cases initially charged as capital murder, the highest number on record.

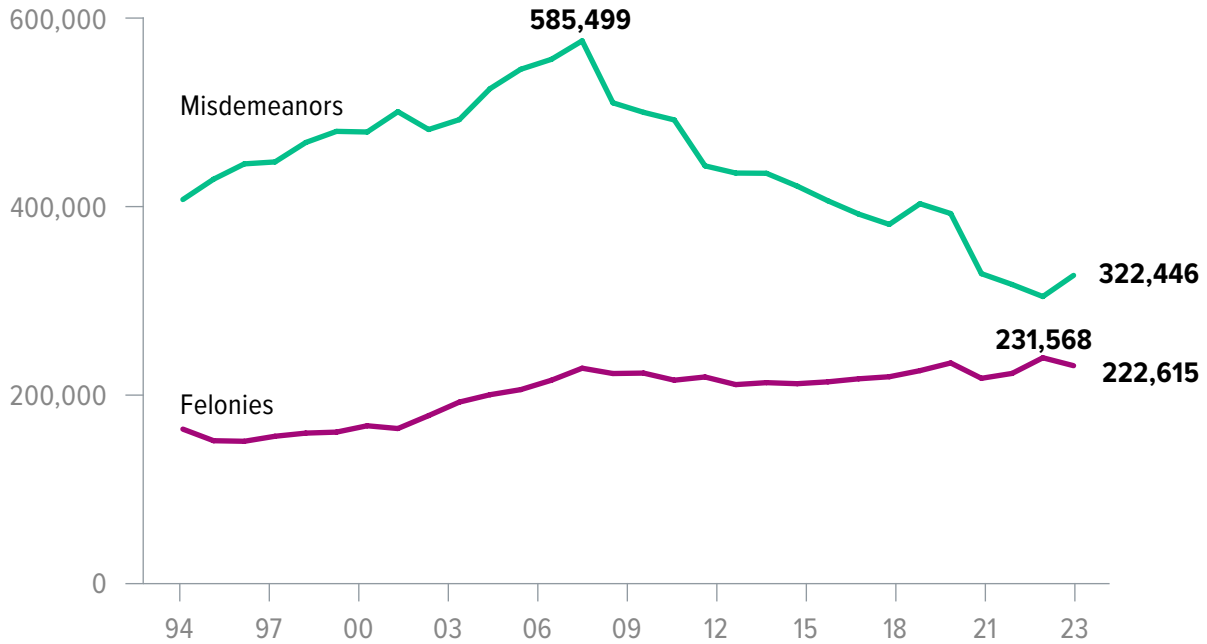


Death sentences were issued in 4 cases (1.6 percent).

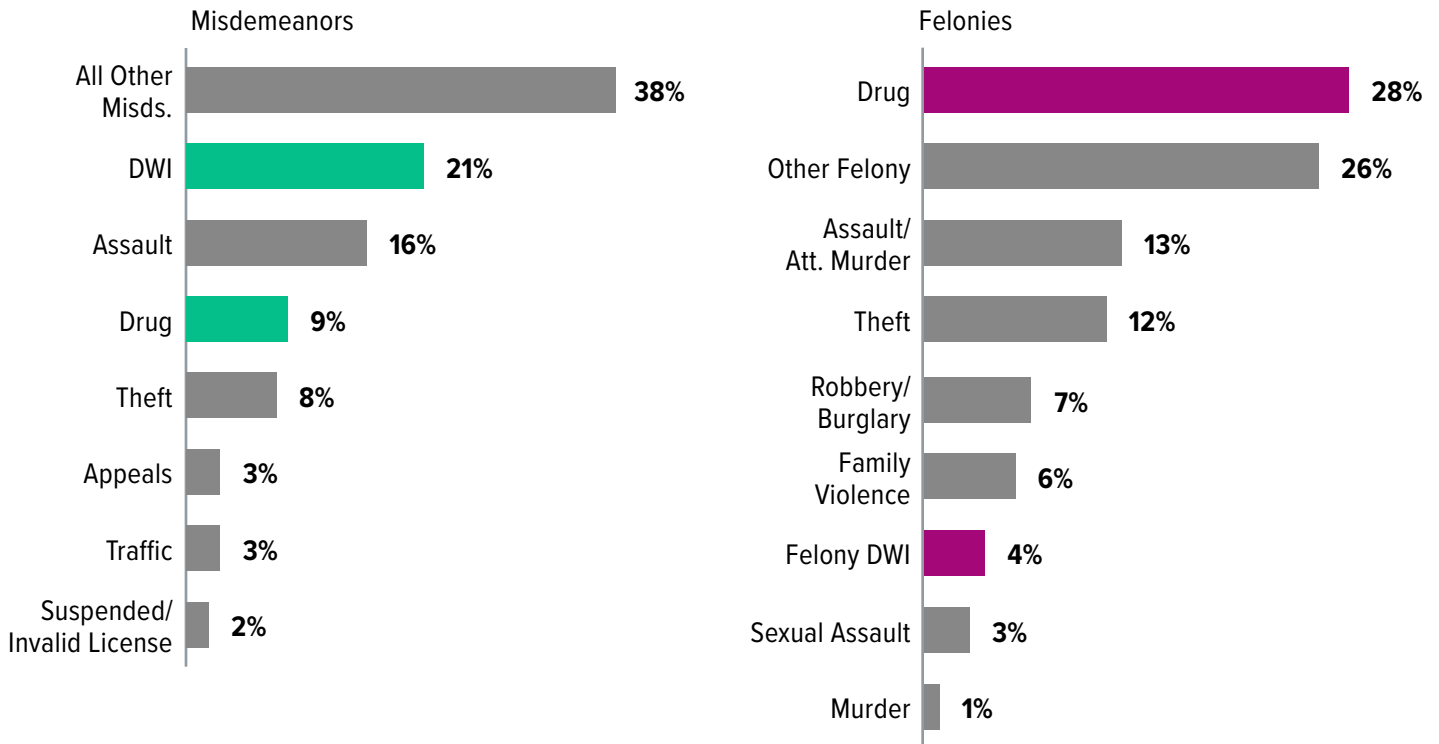


CRIMINAL CASES

The number of new felony filings decreased by 4 percent compared to what was reported in 2022, when filings hit their peak. However, missing reports from Dallas likely account for an additional 7,000 cases. In 2023, there were more than 322,000 misdemeanor filings, 8 percent more than the previous year, but 45 percent less than the peak in 2007. However, missing reports from Dallas likely account for an additional 6,000 cases.

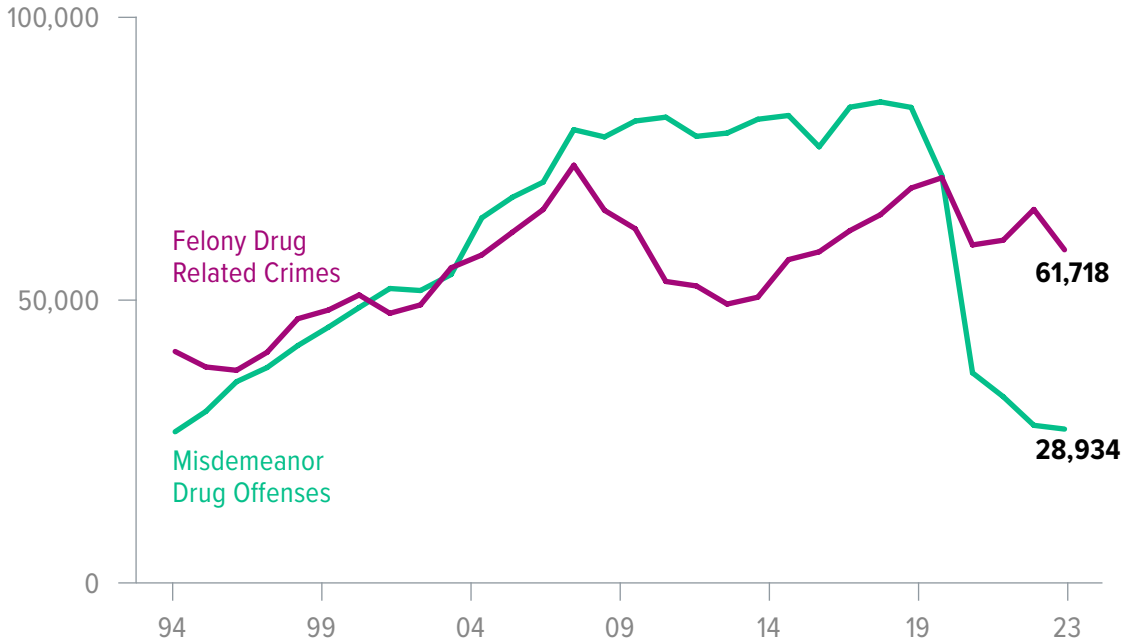


In 2023, nearly one-third of both new misdemeanor cases and new felony filings were drug and alcohol offenses.

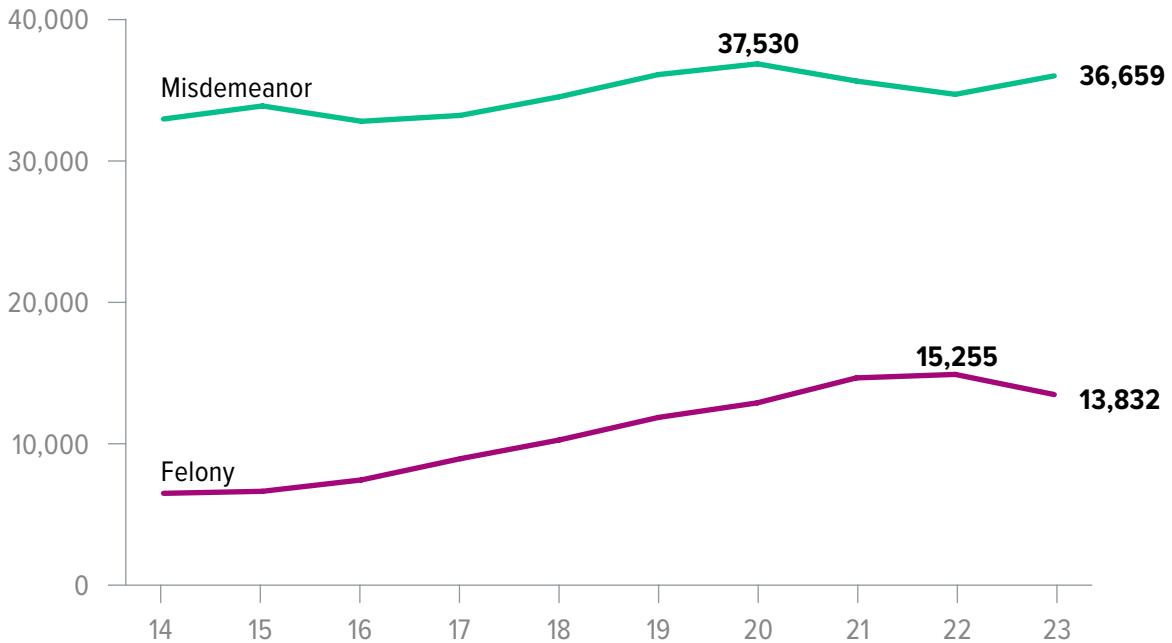


CRIMINAL CASES

New filings for felony drug-related crimes decreased by 10 percent compared to what was reported the previous year. New misdemeanor drug offense filings dropped to just under 29,000, the lowest recorded since 1994.

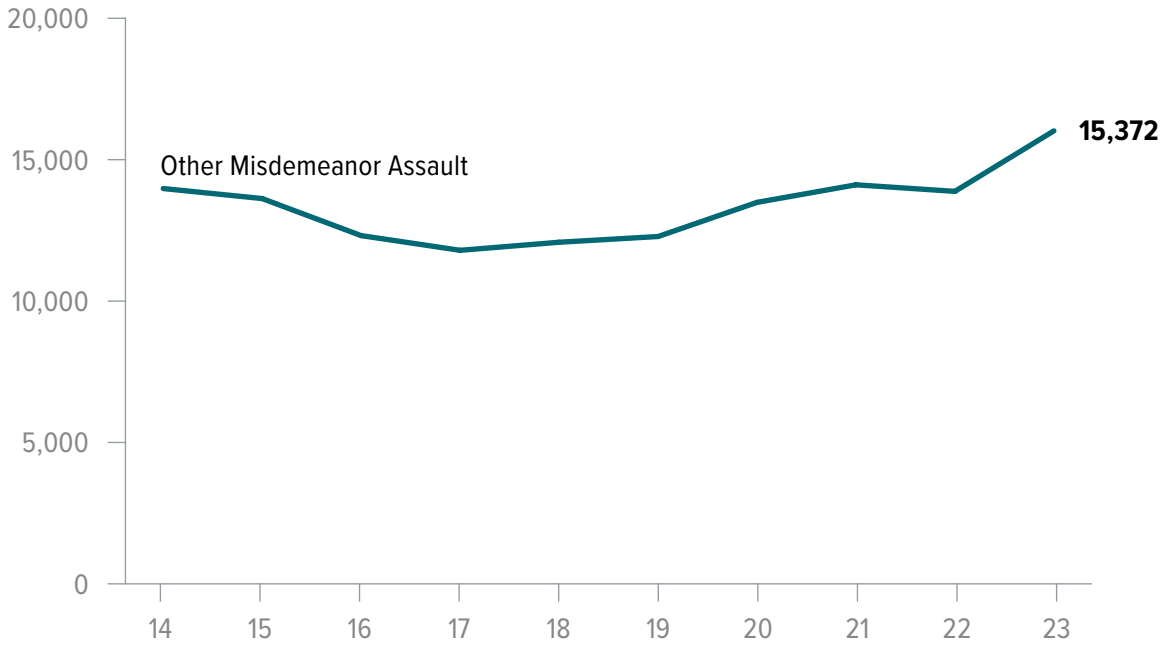


After 8 years of consecutive increases, new cases filed for felony family violence offenses dropped by 9 percent compared to last year. Misdemeanor family violence cases increased by 4 percent.

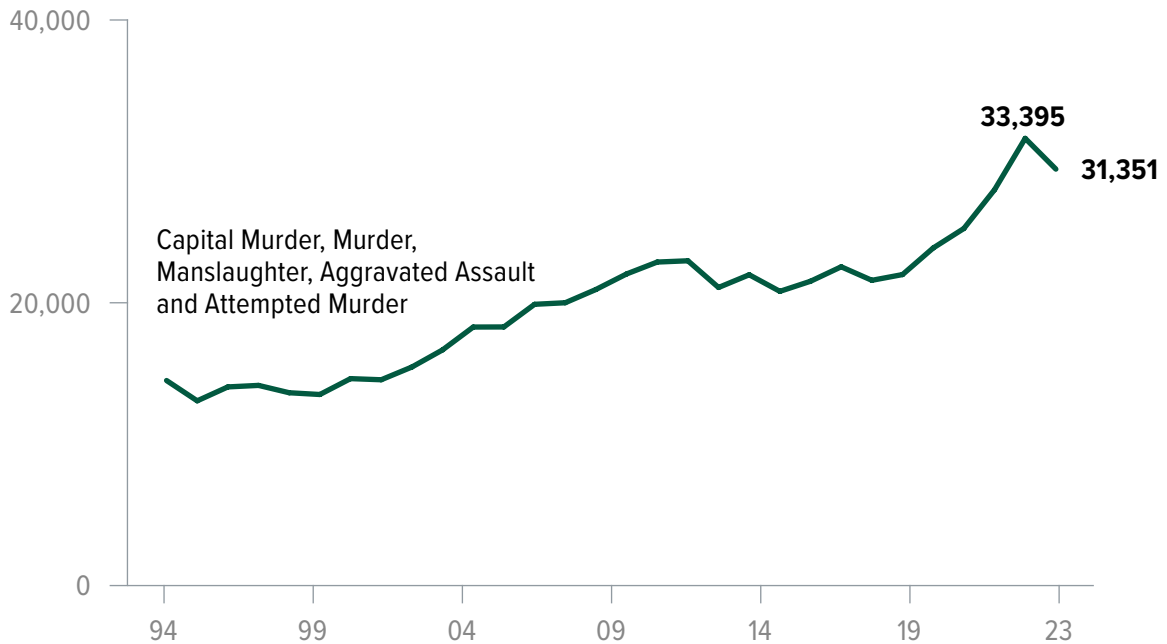


CRIMINAL CASES

Other misdemeanor assault filings increased by 12 percent from the previous year.

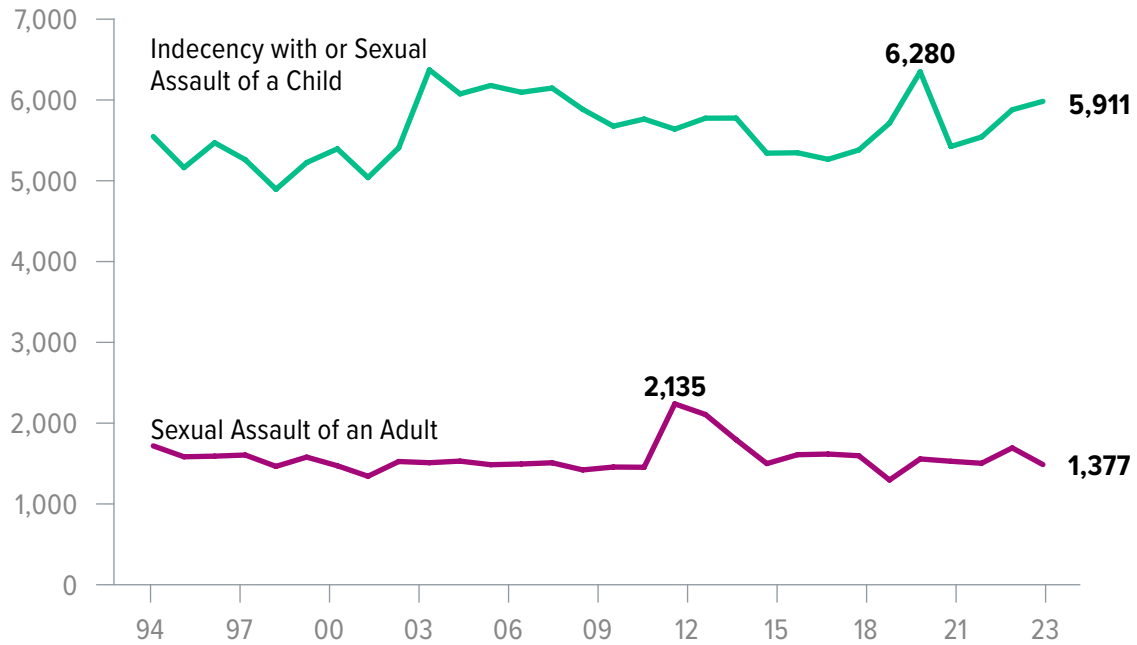


New filings involving capital murder, murder, manslaughter, aggravated assault and attempted murder cases remained high. While in 2023 there were 6 percent fewer filings than were reported during the peak in 2022, there were 25 percent more cases than what was reported 5 years ago.

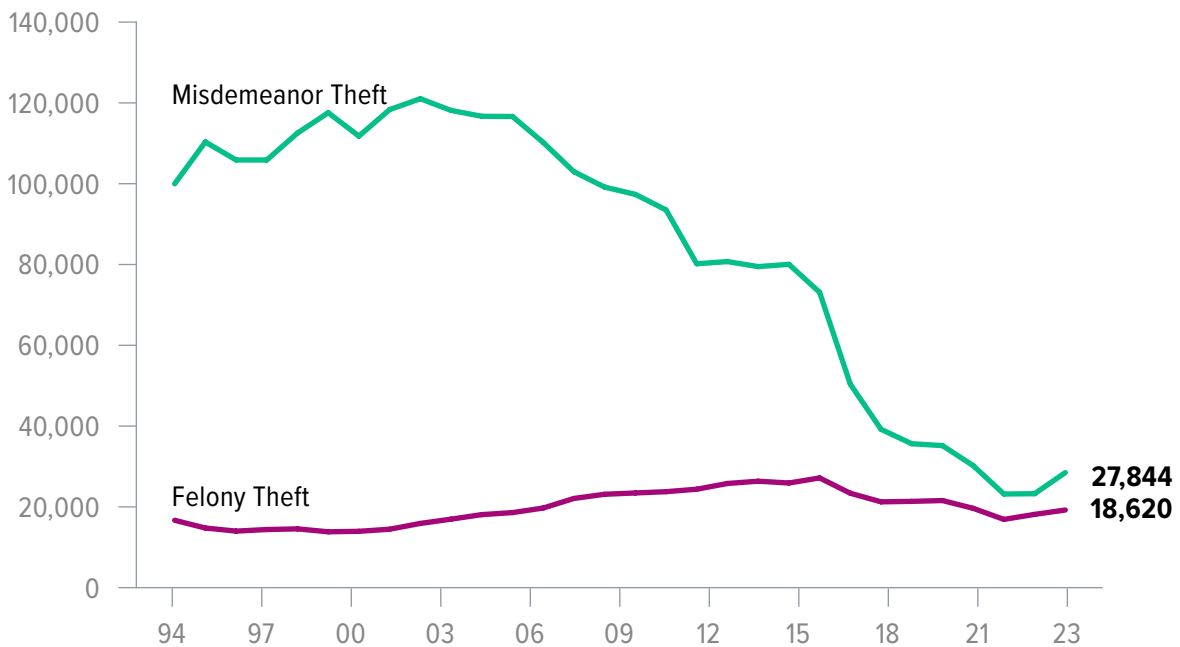


CRIMINAL CASES

In 2023, new cases involving indecency with or sexual assault of a child increased by 3 percent compared to the previous year. New filings for sexual assault of an adult decreased by 13 percent.

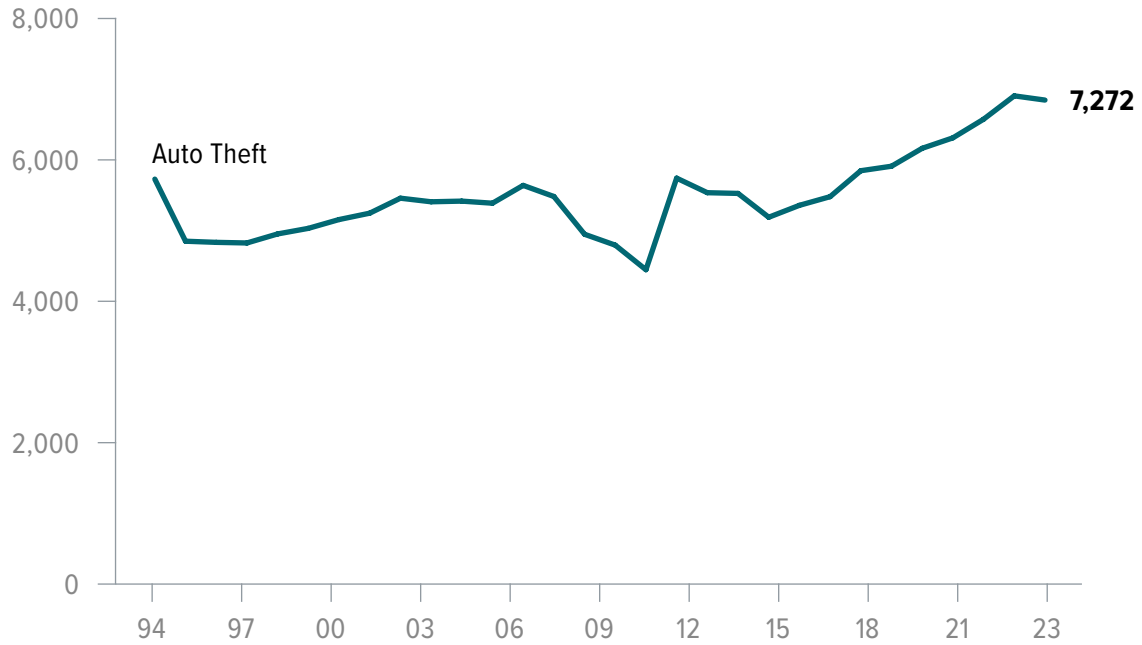


Although filings were relatively historically low, misdemeanor theft cases increased by 23 percent and felony theft increased by 7 percent.



CRIMINAL CASES

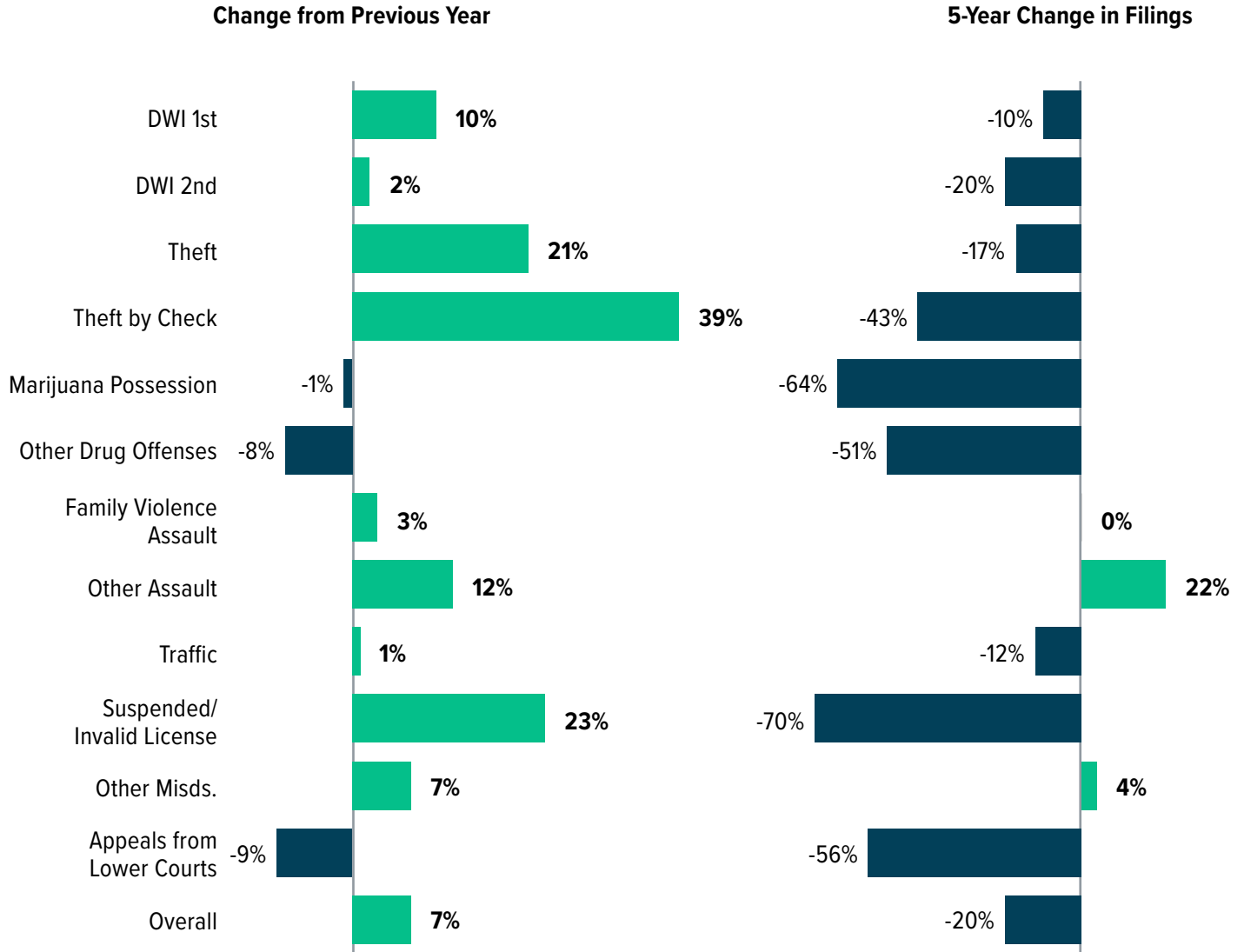
After 8 years of consecutive increases, auto theft cases stabilized.



CRIMINAL CASES

CHANGE IN NEW MISDEMEANOR CASES FILED

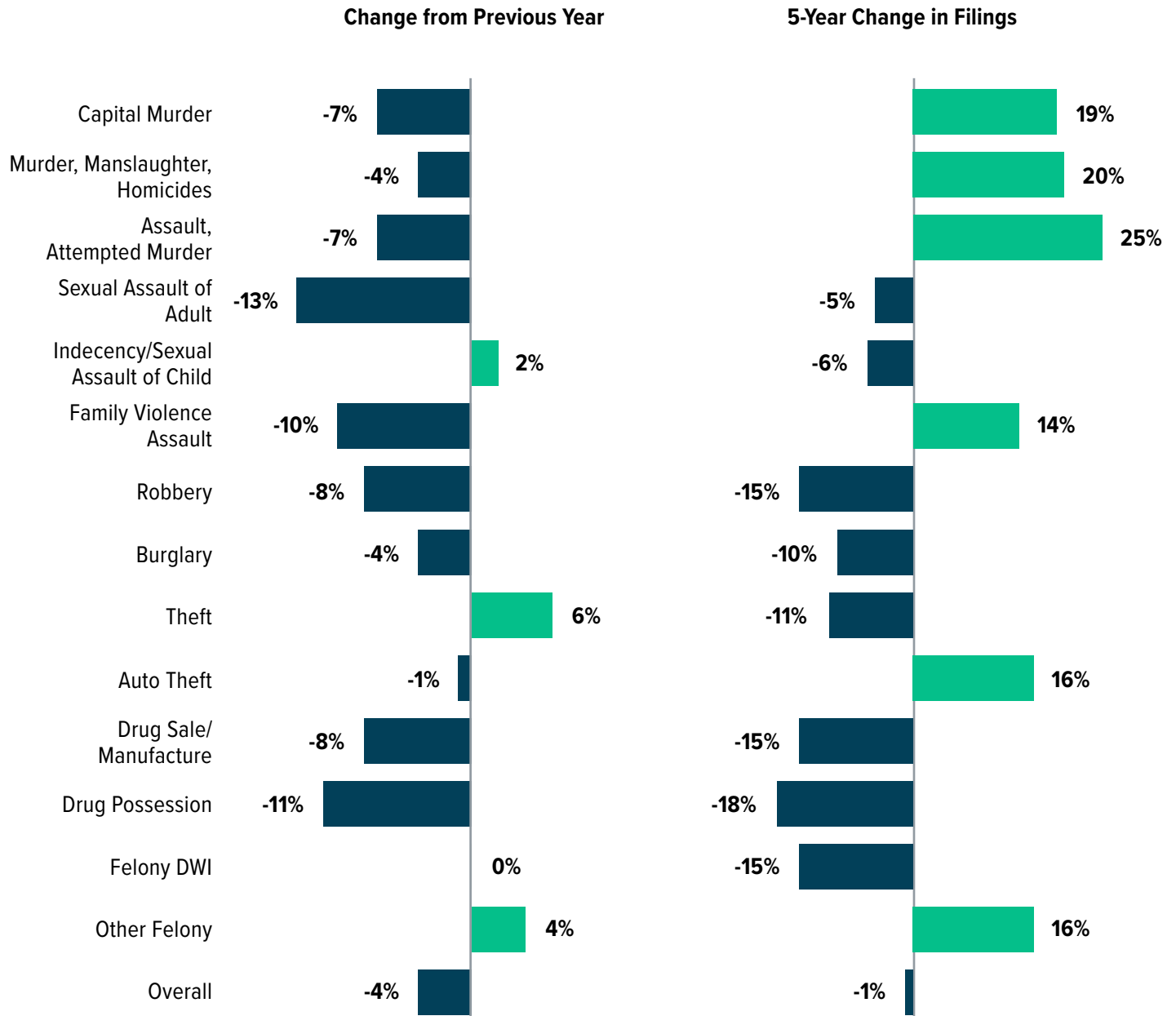
Compared to the previous year, new misdemeanor case filings increased in all case categories except for drug offenses and appeals from other courts. Compared to what was reported five years ago, new filings decreased in all areas except for assault cases not involving family violence and other misdemeanors. The largest decreases were seen in suspended/invalid license cases and marijuana possession.



CRIMINAL CASES

CHANGE IN NEW FELONY CASES FILED

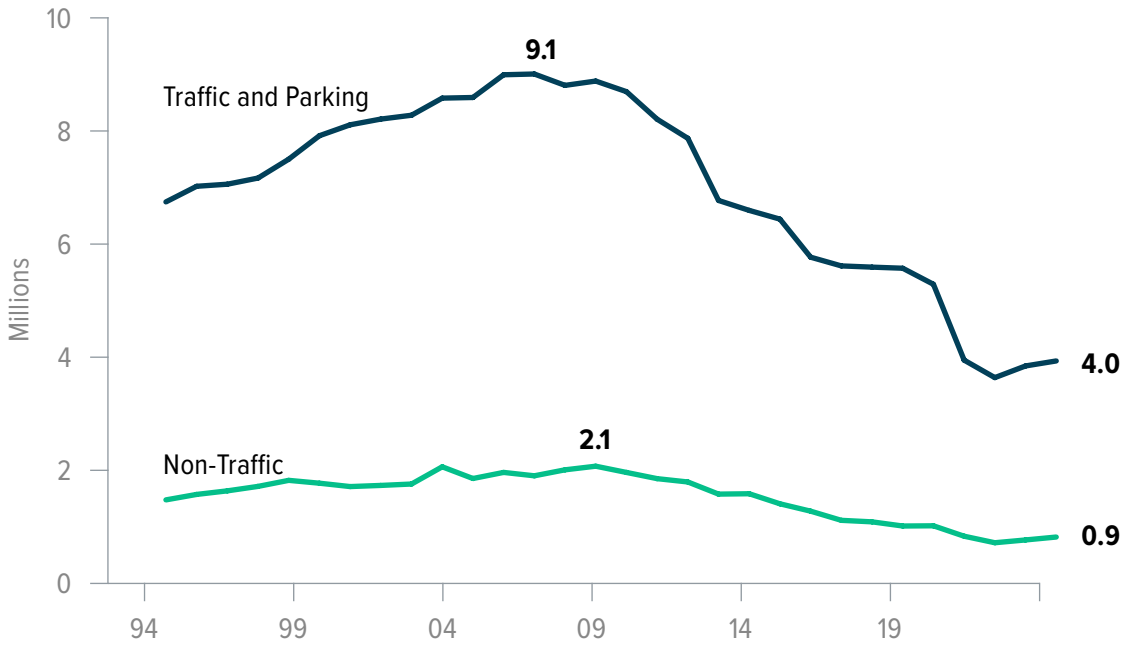
In 2023, new felony filings decreased in all case categories except for theft, indecency/sexual assault of a child, and other felonies. Compared to what was reported five years ago, the largest increase in new case filings involved assault, attempted murder, murder, manslaughter, homicide, and capital murder.




FINE ONLY MISDEMEANORS

After 13 years of decline, traffic and parking cases increased for a second consecutive year. However, the 4 million cases filed in 2023 was 56 percent lower than the peak number of filings in 2006.

While non-traffic misdemeanor cases also increased by 6 percent, the roughly 875 thousand cases filed in 2023 was 59 percent lower than the peak number of filings reported in 2008.



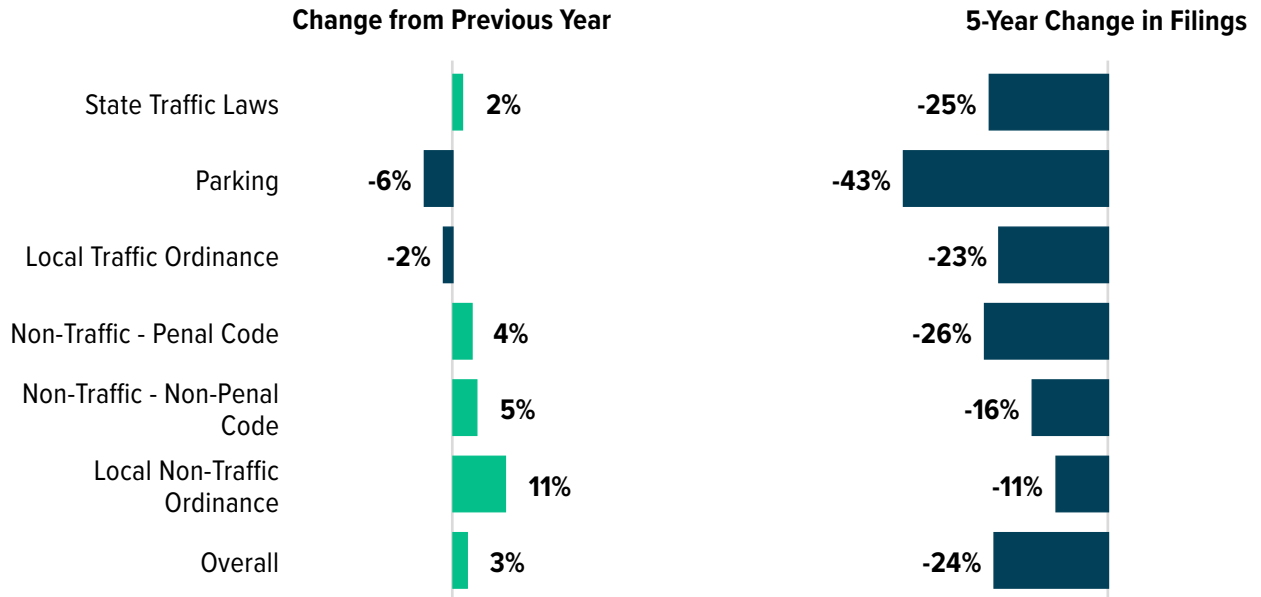
The vast majority of the approximately 4.9 million new criminal cases filed in 2023 involved violations of state traffic laws.



FINE ONLY MISDEMEANORS

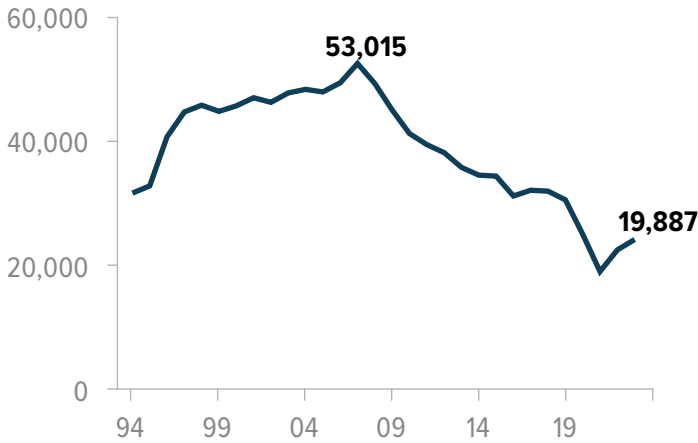
CHANGE IN FINE ONLY MISDEMEANOR CASES FILED

In 2023, filings increased in 4 of the 6 case categories. Despite increases in most case types, filings remained substantially lower compared to 5 years ago.

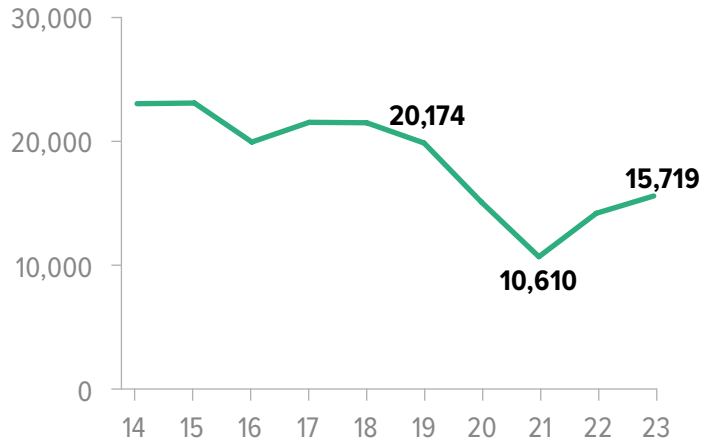


JUVENILE CASES

Since peaking in 2007, overall juvenile caseloads fell steadily before rebounding in 2022. This gradual upward trend continued in 2023.

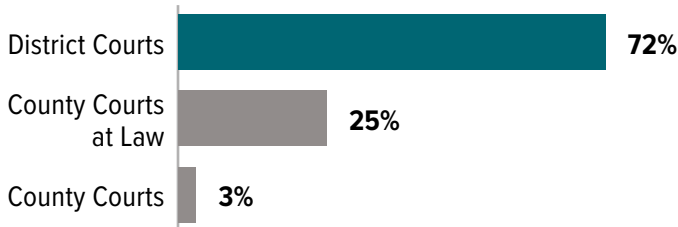


New case filings continued to increase from their 2021 low, though they remained at roughly three-quarters of 2019's pre-pandemic case filings.

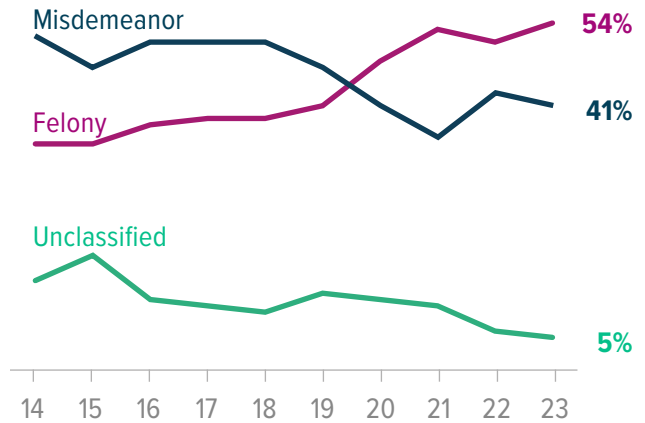


FELONY AND CLASS A & B MISDEMEANORS

The majority of juvenile cases were filed in district courts.

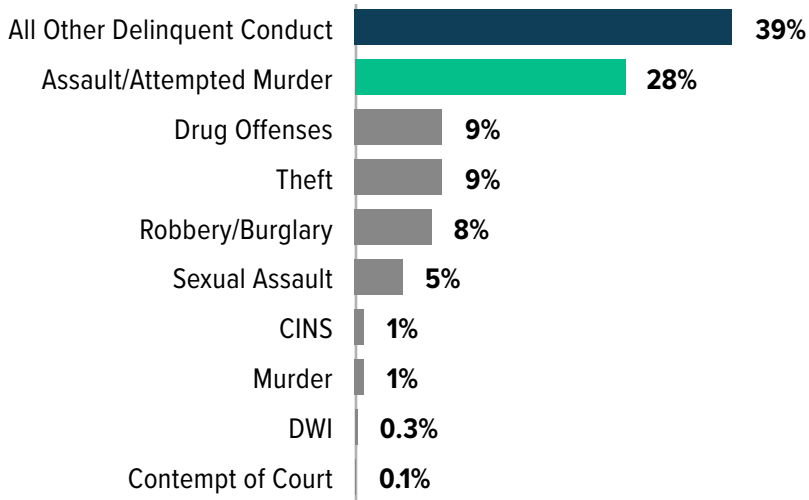


Since 2019 the percentage of delinquent conduct cases involving felony offenses has exceeded those involving misdemeanors, owing largely to a 32 percent drop in misdemeanor cases over the past five years.



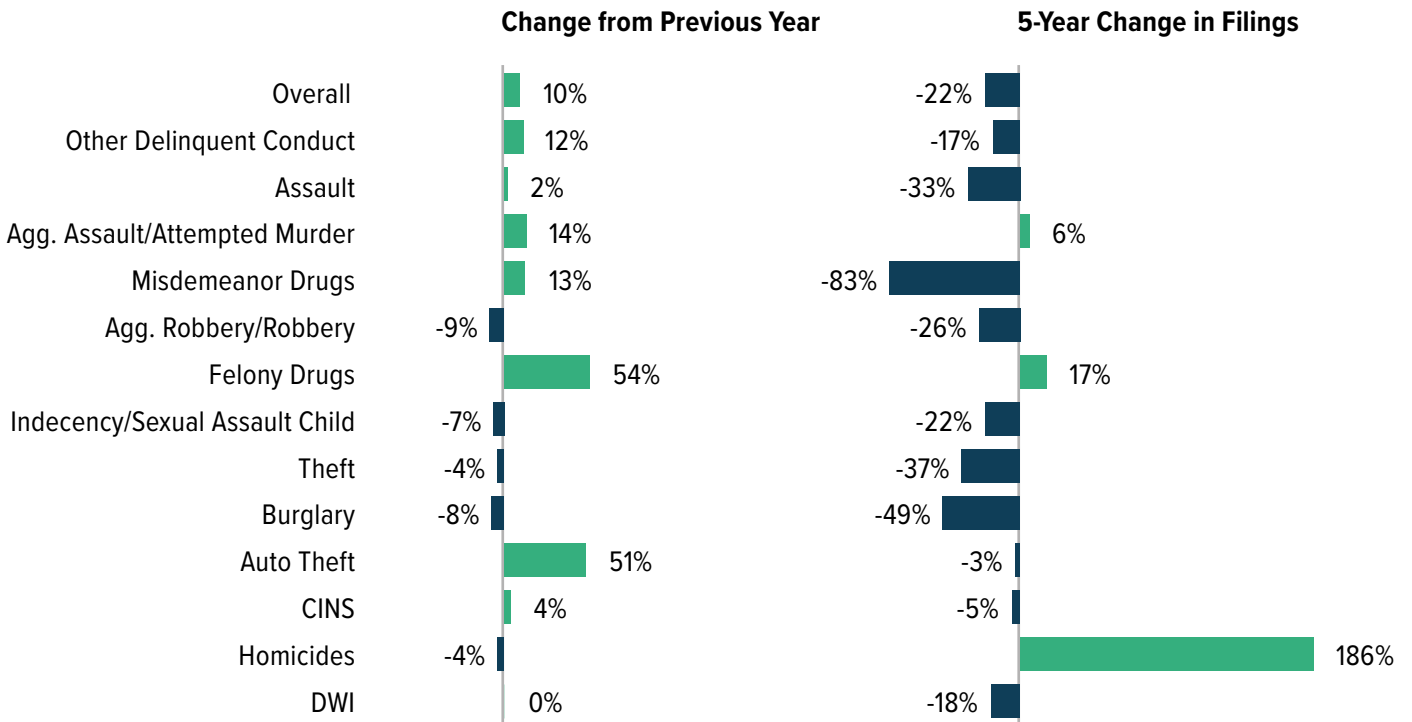
JUVENILE CASES

Cases in the “All Other Delinquent Conduct” category accounted for almost 40 percent of the nearly 16,000 new juvenile cases filed in 2023. Cases in this category include any offense that does not fit into one of the other categories. Assault/attempted murder comprised the next largest category of cases.



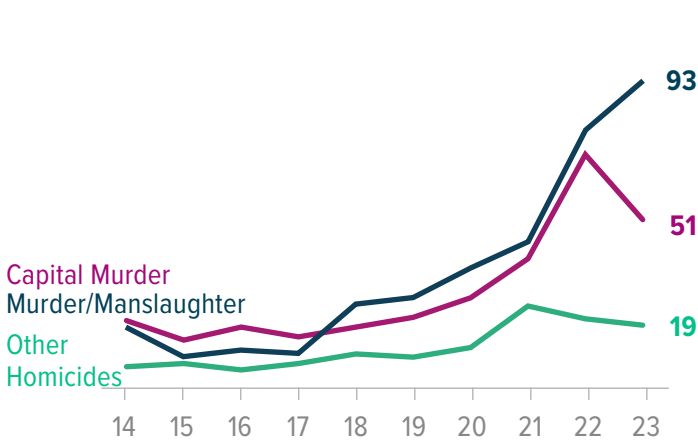
CHANGE IN NEW CASES FILED

Filings increased in most categories over the previous year, with the largest increases seen in felony drug and auto theft cases. With the exception of a significant rise in homicide cases, however, filings mostly remained well below 2018 numbers.

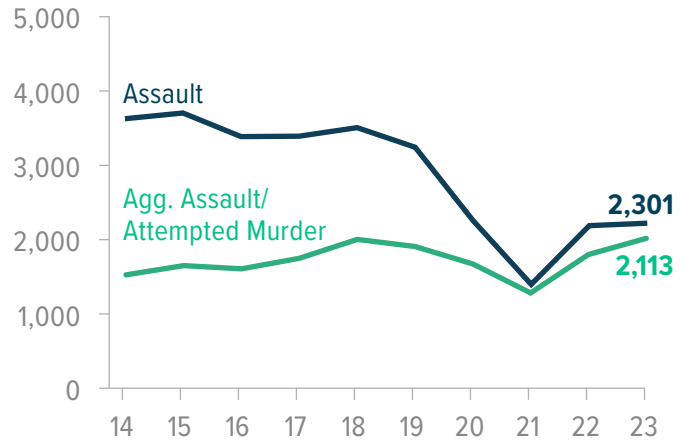


JUVENILE CASES

Murder/manslaughter cases increased for the sixth consecutive year. Capital murder and other homicides had also been trending upwards, but both declined in 2023.

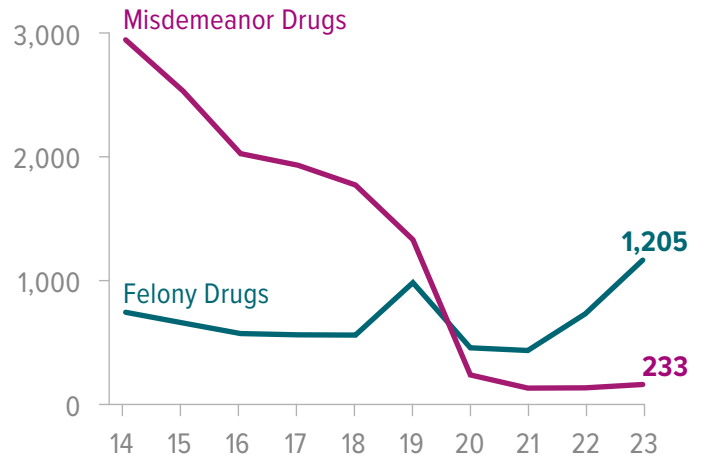


After sharp increases in 2022, assault cases stayed mostly level, while aggravated assault/attempted murder cases saw a 14 percent increase.



Felony drug offenses increased by more than 50 percent for the second year in a row, surpassing the previous 10-year high in 2019.

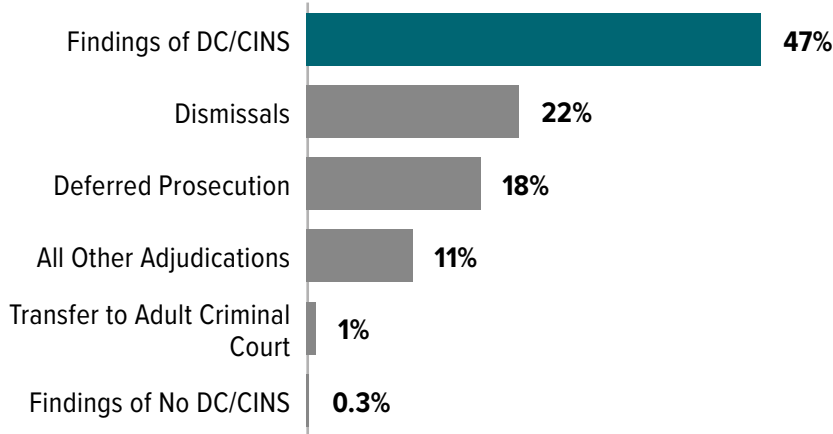
Meanwhile, misdemeanor drug offense cases continued to hold steady after experiencing a 77 percent drop in 2020.



JUVENILE CASES

ADJUDICATION AND DISPOSITION

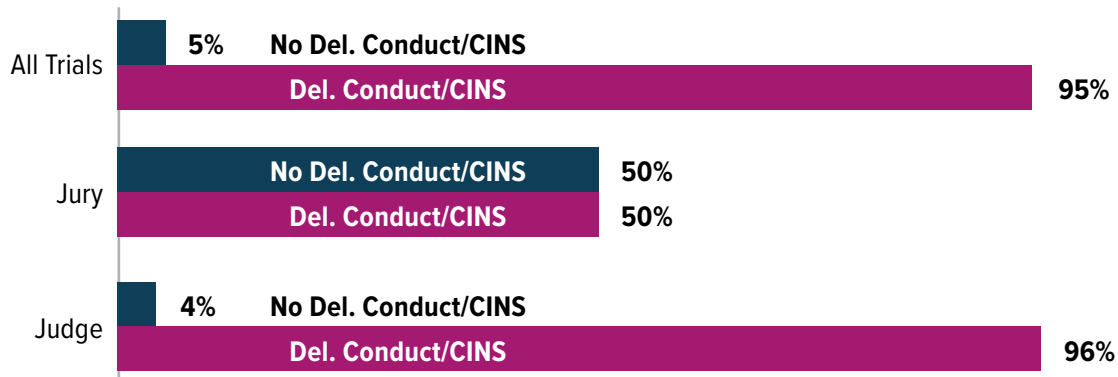
Almost half of juvenile case adjudications resulted in findings of delinquent conduct/conduct indicating a need for supervision.



Most findings of delinquent conduct/conduct indicating a need for supervision resulted from a plea of true.

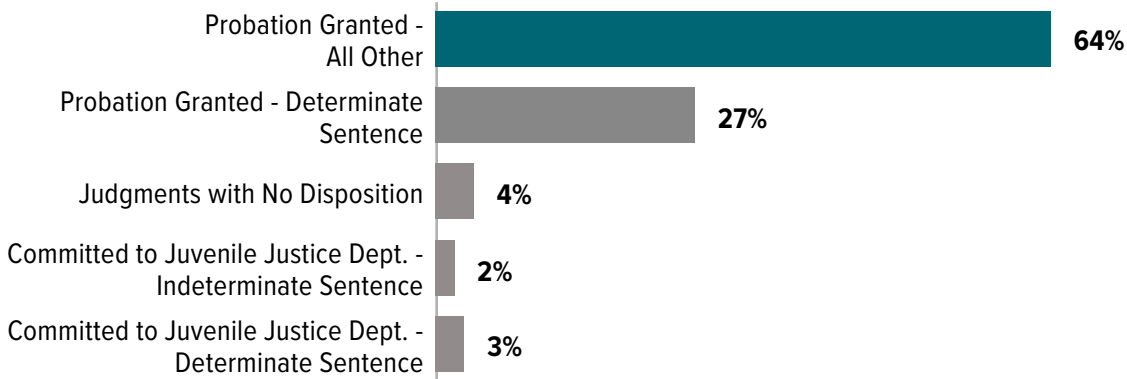


Most of the more than 800 trials by judge resulted in findings of delinquent conduct/CINS while the 20 jury trials were split evenly between findings of delinquent conduct/CINS and no delinquent conduct/CINS.

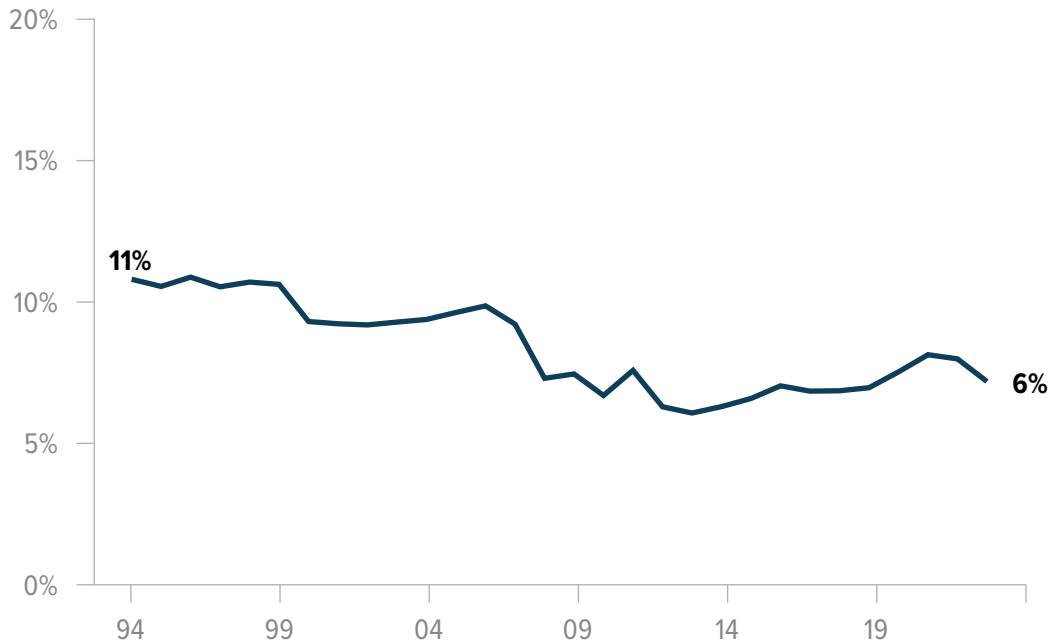


JUVENILE CASES

In cases with a finding of delinquent conduct/conduct indicating a need for supervision, most juveniles were placed on probation.



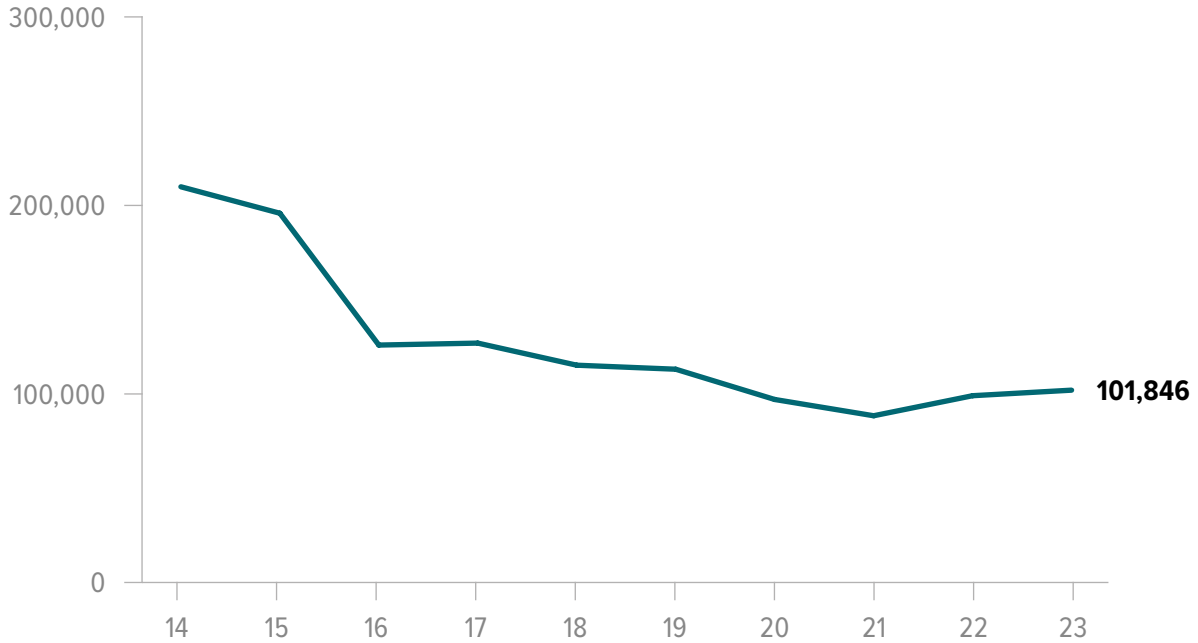
The percentage of cases adjudicated in which the juvenile was committed to the Juvenile Justice Department declined from 7 percent to 6 in 2023.



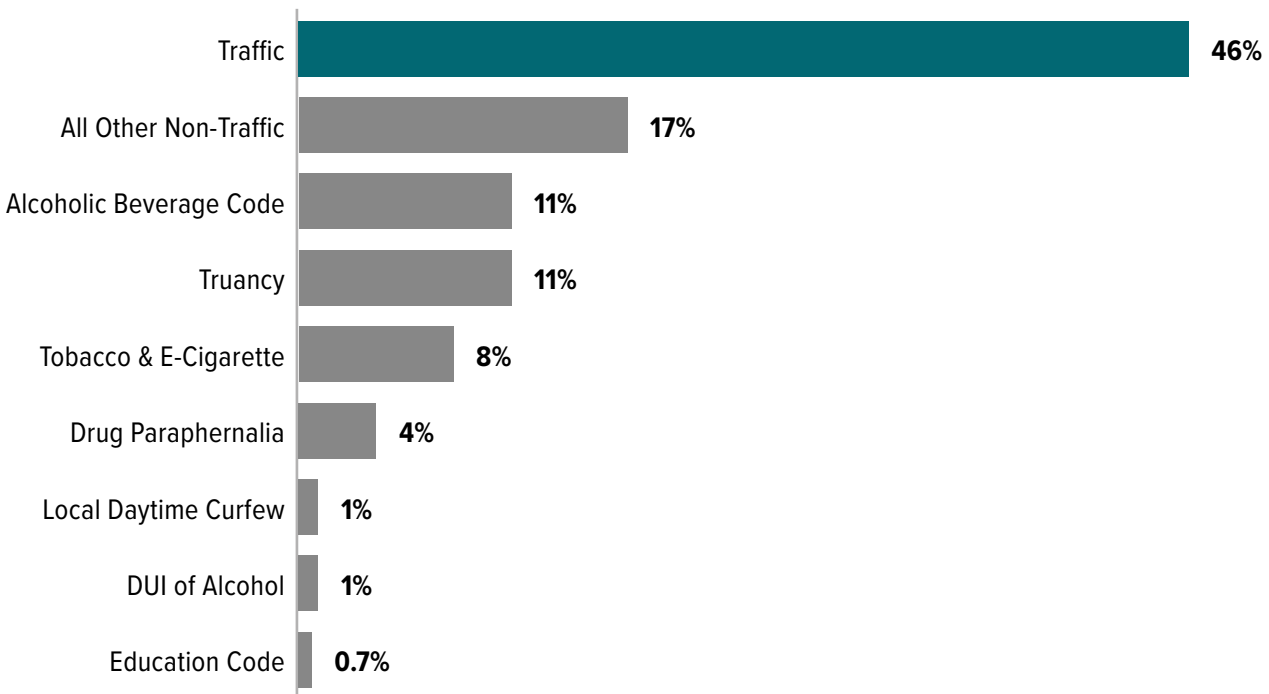
JUVENILE CASES

FINE-ONLY MISDEMEANORS AND TRUANCY

Filed in justice and municipal courts, fine-only misdemeanor cases involving juveniles or minors and truancy cases rose by 3 percent, though they remained at fewer than half of the number of filings 10 years ago.



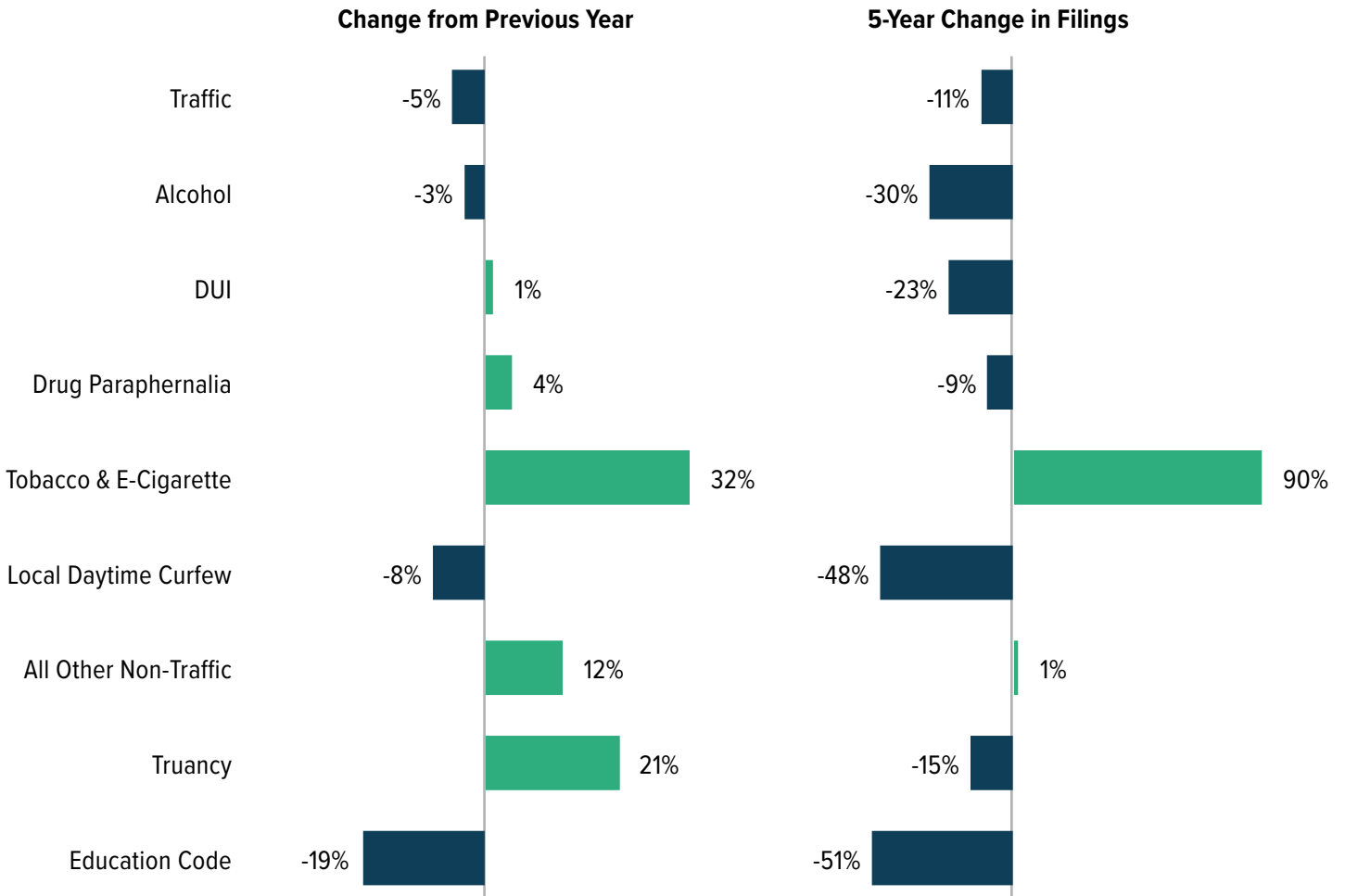
Traffic cases accounted for 46 percent of all class c juvenile cases filed in 2023, down from 50 percent of the total in 2023.



JUVENILE CASES

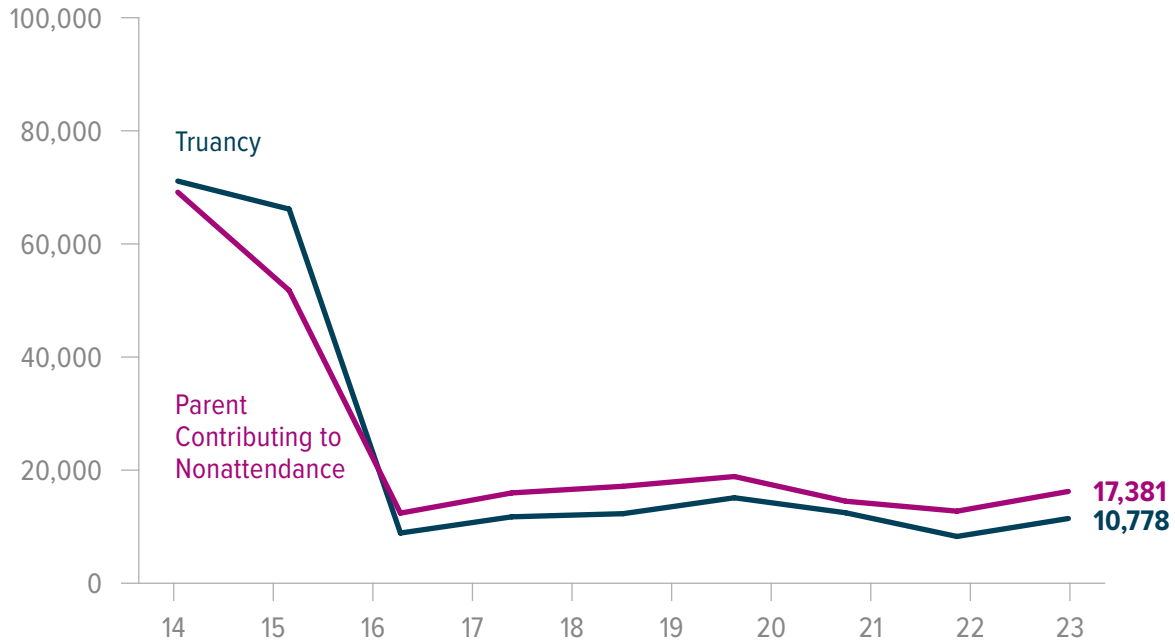
CHANGE IN NEW CASES FILED

In 2023, the largest increases in filings occurred in tobacco and e-cigarette cases and truancy cases. Most case types have seen considerable drops in filings over the past 5 years, except for tobacco and e-cigarette cases which have nearly doubled since 2019.

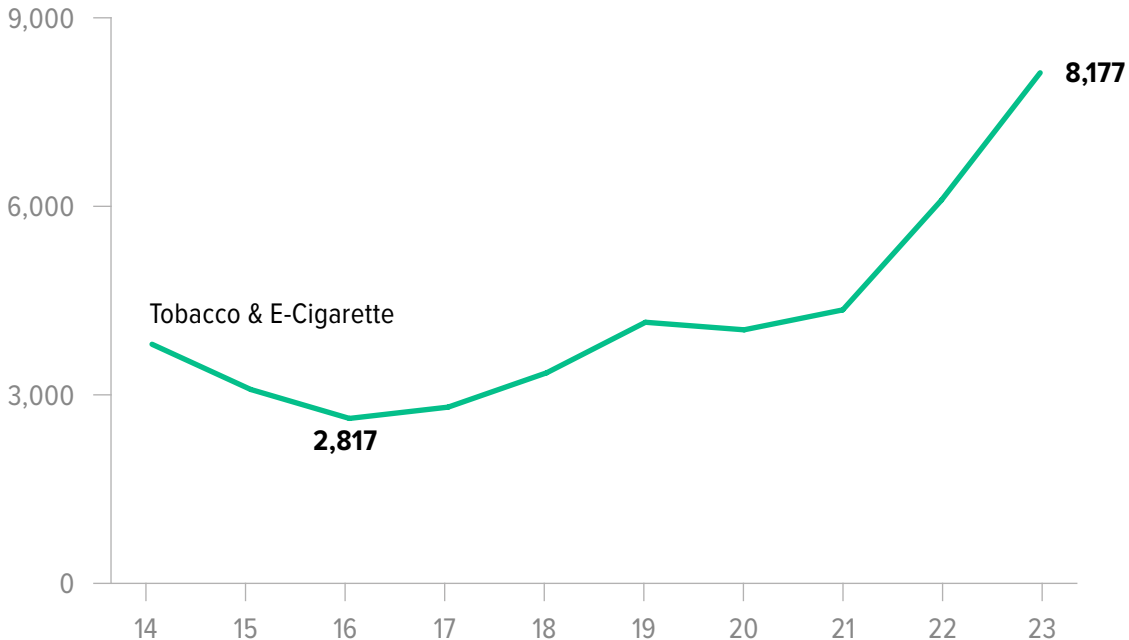


JUVENILE CASES

Changes to school ticketing laws and truancy laws in 2014 and 2016 led to significant declines in the related case categories. After additional declines during the pandemic, both case types began rising after 2021 with truancy cases up 21 percent over the past year, and parent contributing to nonattendance cases up by 25 percent.

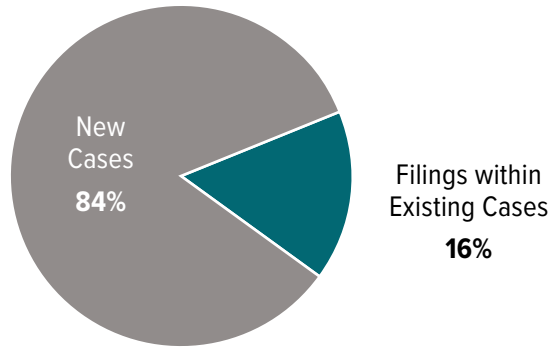


After hitting a low point in 2016, tobacco and e-cigarette case filings nearly tripled over the past 8 years.

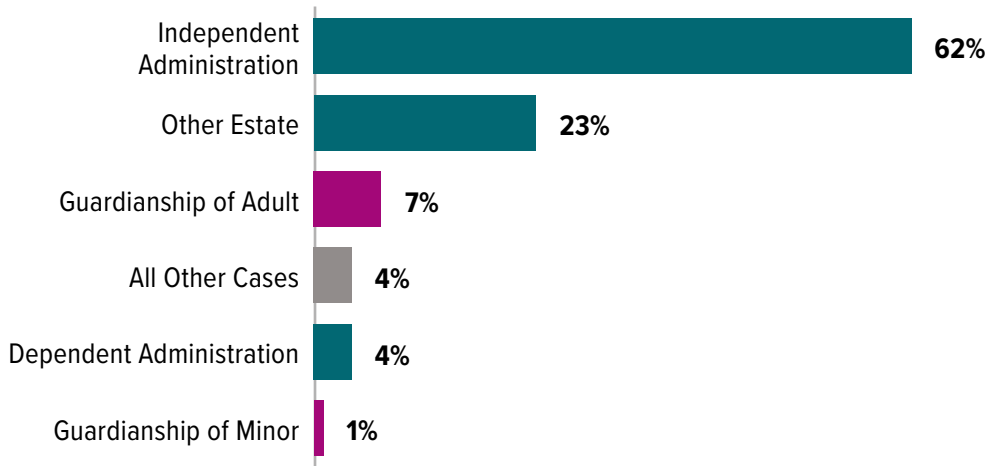


PROBATE AND GUARDIANSHIP CASES

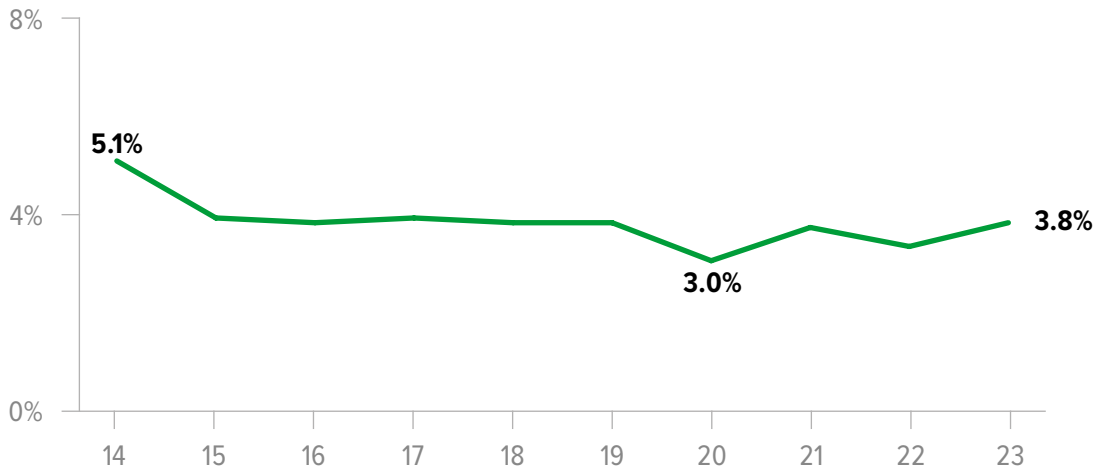
Sixteen percent of the probate and guardianship caseload in 2023 involved matters filed within already existing cases, including applications related to a guardianship or estate and post-judgment matters to compel compliance with statutory requirements.



Almost 90 percent of new cases filed were estate cases—proceedings involving the handling or transfer of property by reason of the death of an individual—including independent and dependent administrations and other estate cases. Guardianships (adult and minor) accounted for 8 percent of new cases filed.



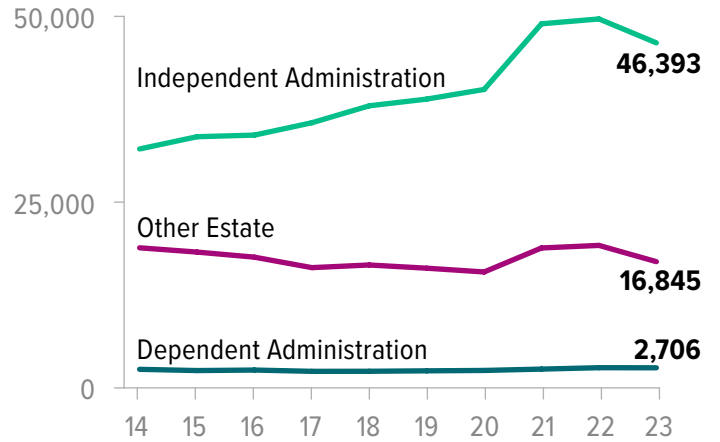
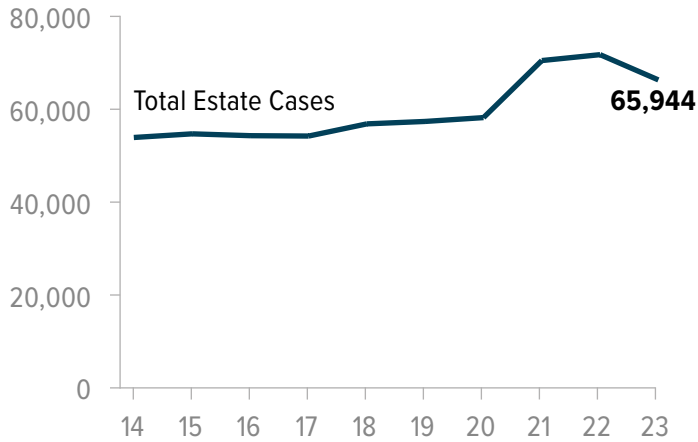
Plaintiffs or petitioners were self-represented in nearly 4 percent of cases at the time a case was filed.



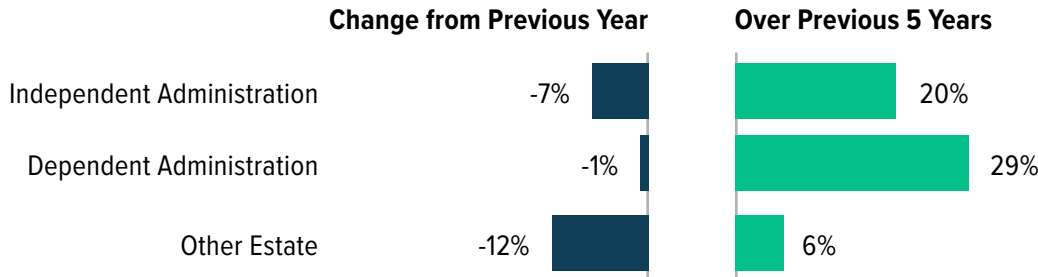
PROBATE AND GUARDIANSHIP CASES

Estate Cases

Following a 24 percent increase in new estate cases during the COVID-19 pandemic (2020-2022), cases fell by 8 percent in 2023. Despite drops in all types of estate case filings, the overall number of new cases still represented a 16 percent increase over the number of cases filed in 2019. Independent administrations continued to grow as the largest share of the estate caseload, representing 70 percent of total estate cases in 2023 compared to 60 percent in 2014.



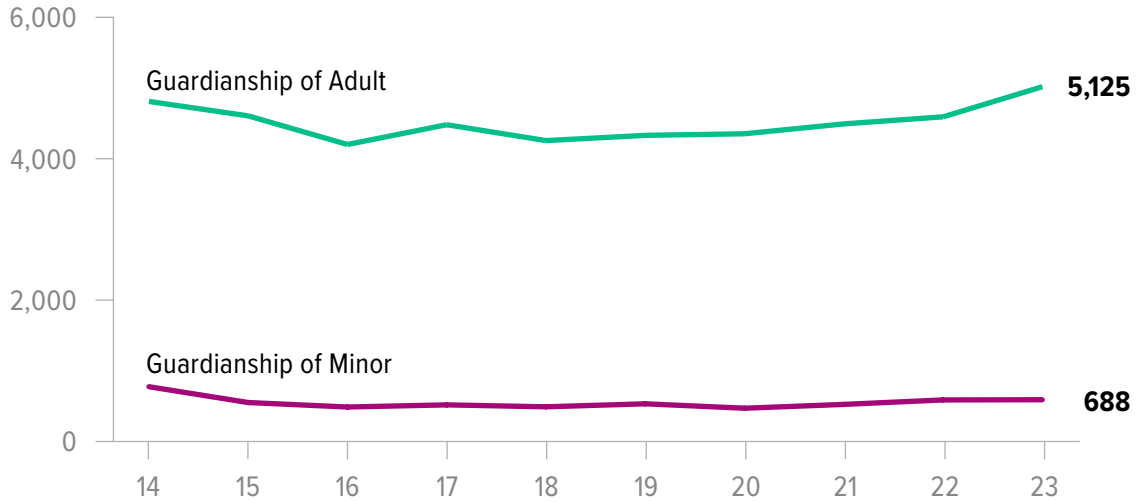
CHANGE IN ESTATE CASES FILED



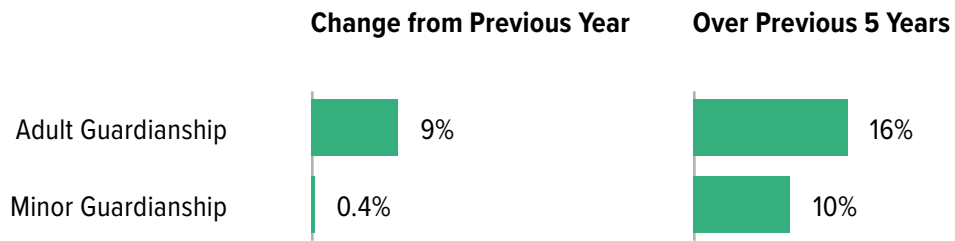
PROBATE AND GUARDIANSHIP CASES

Guardianship Cases

The number of new guardianship cases increased 8 percent from the previous year. Most of those cases were filed to establish a guardianship for an adult.

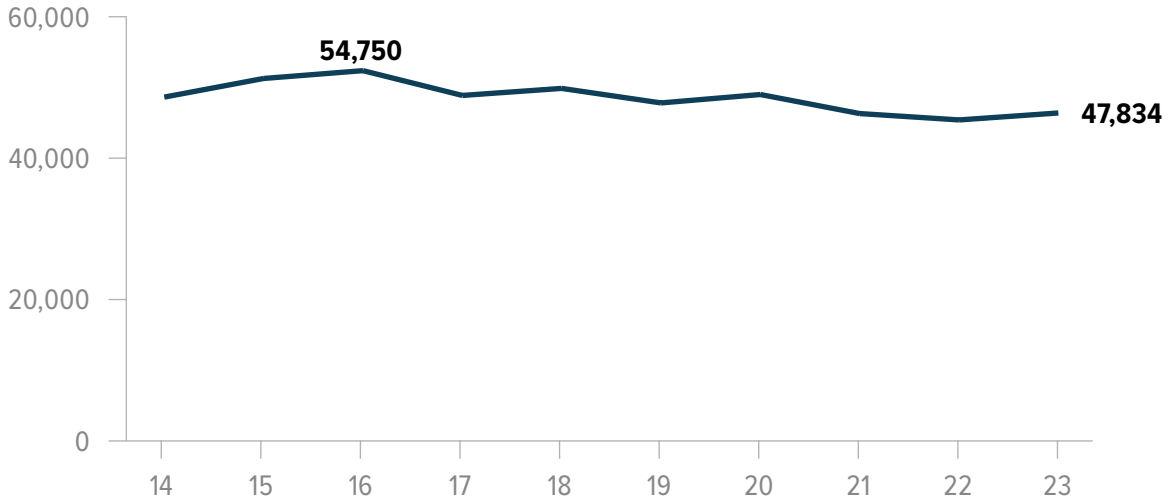


CHANGE IN GUARDIANSHIP CASES FILED

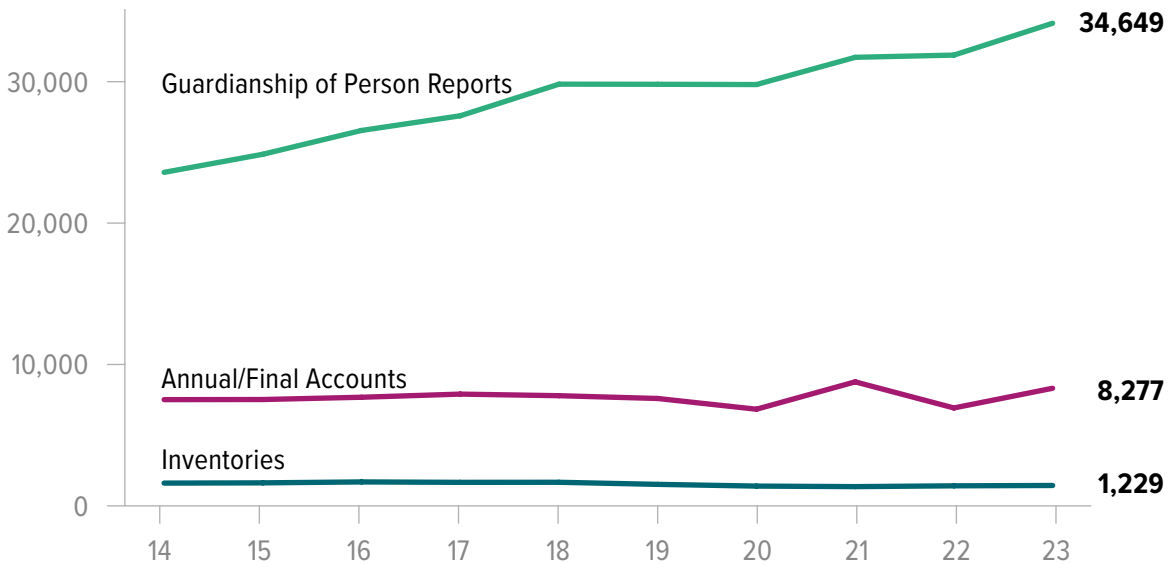


PROBATE AND GUARDIANSHIP CASES

The number of reported active guardianships increased by 2 percent from the previous year.

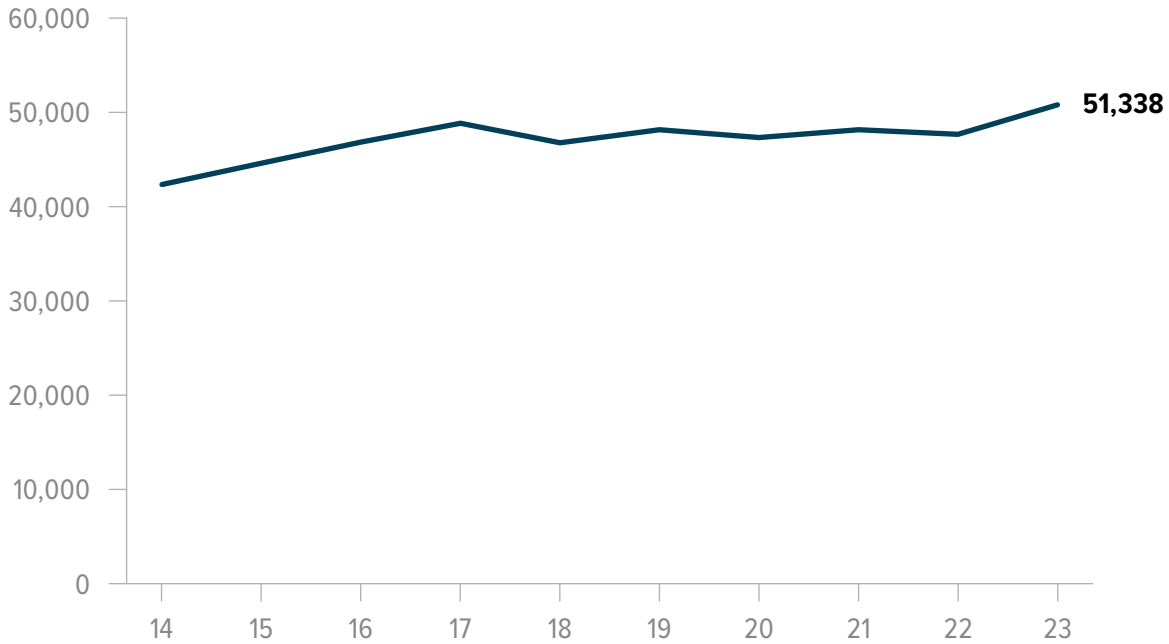


The number of guardianship of person reports continued to trend upward—increasing 15 percent over the past 5 years and 45 percent over the past 10 years.



APPLICATIONS FOR MENTAL HEALTH SERVICES

In 2023, the number of applications filed for involuntary mental health commitment increased by 6 percent.



Inpatient commitment was ordered in more than half of all cases that reached a final hearing.



CHANGE IN MENTAL HEALTH CASES FILED

Applications for temporary mental health commitments, which accounted for more than 99 percent of all new applications filed, increased by 6 percent compared to last year. Applications for extended commitments also increased by 6 percent, while the number of applications for administration of psychoactive medications dropped by 4 percent.

Change from Previous Year

5-Year Change in Filings

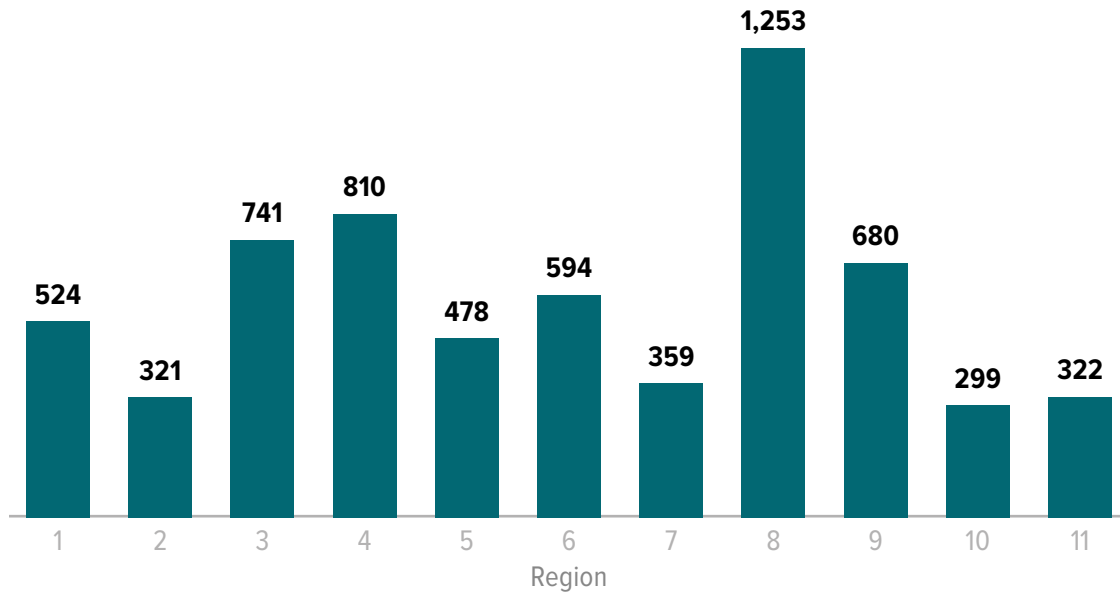


ADMINISTRATIVE JUDICIAL REGIONS

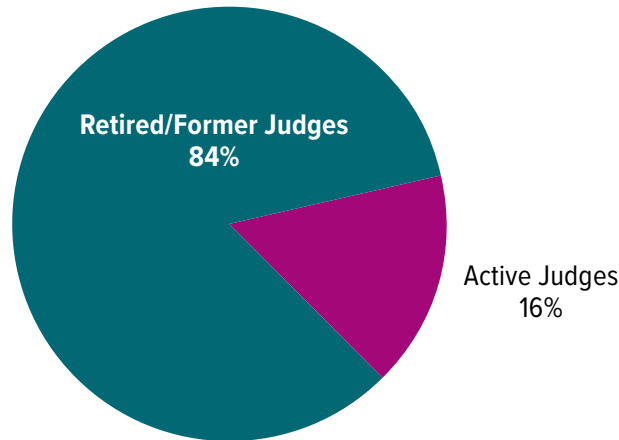
ASSIGNMENT OF JUDGES

The presiding judge of an administrative judicial region may assign a judge to handle a case or docket of an active judge in the region who is unable to preside (due to recusal, illness, vacation, etc.) or who needs assistance with a heavy docket or backlog. These “assigned judges” may be active judges of other courts in the region or may be individuals residing in the region who used to serve as active judges.¹

During fiscal year 2023, the presiding judges made a total of **6,381 assignments** within their respective regions, an increase of 4 percent from the previous year.



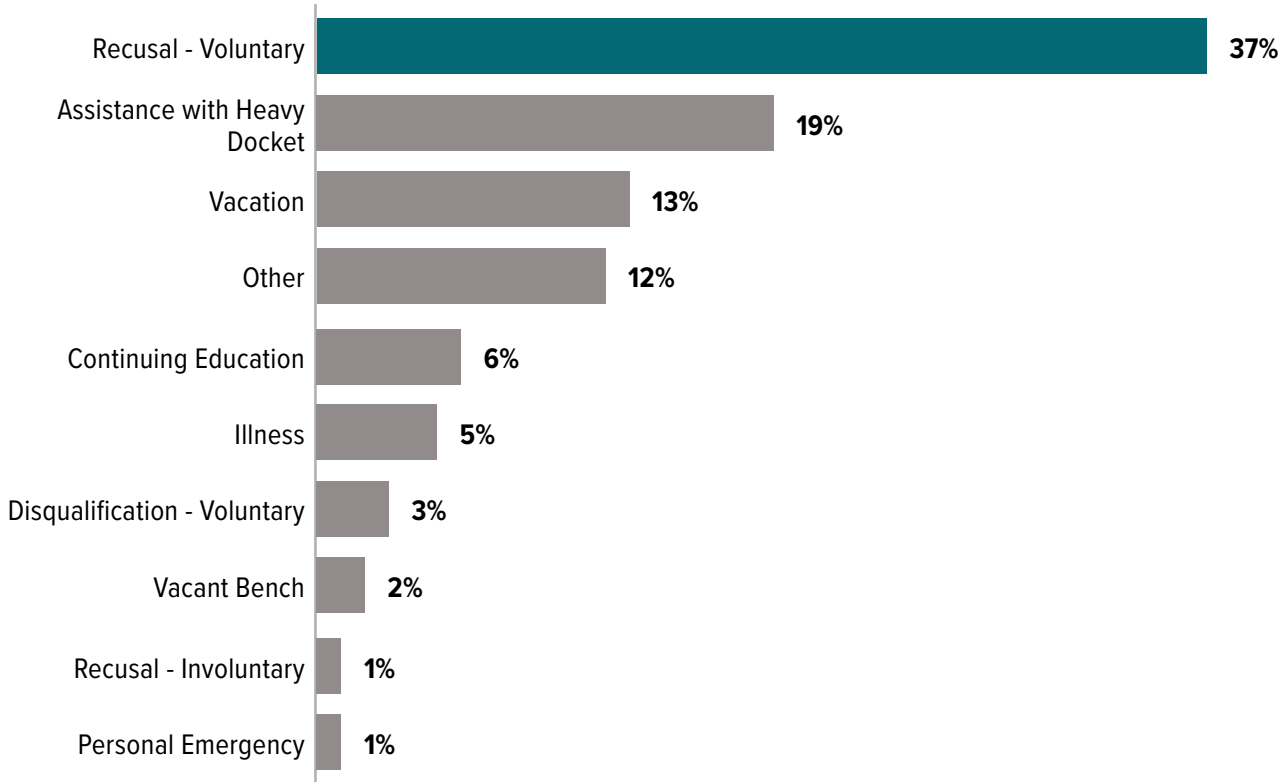
Retired or former judges served in most of those assignments.



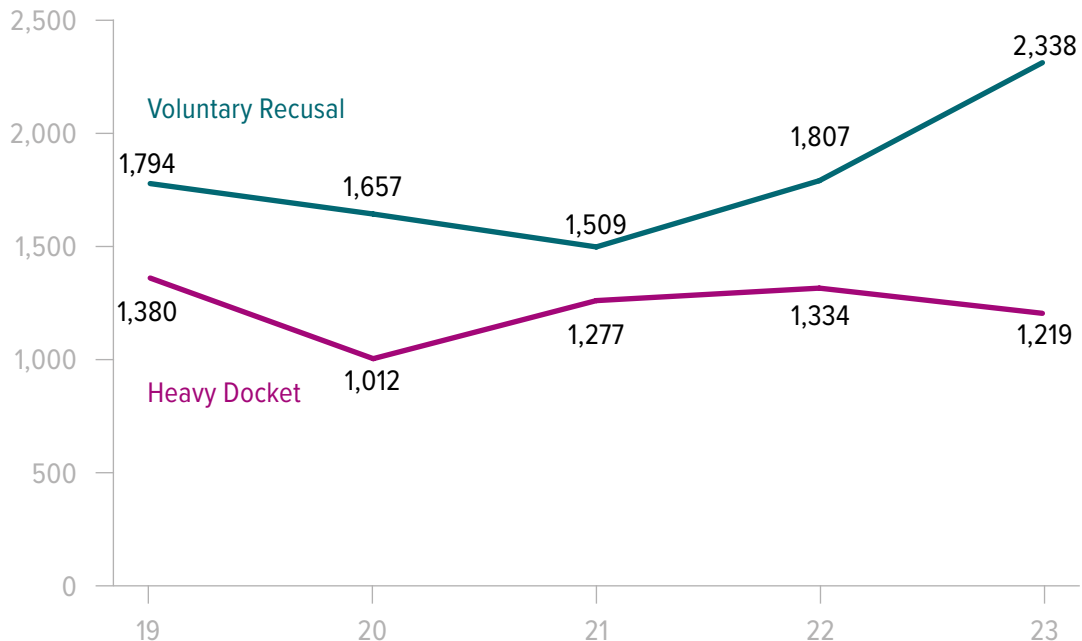
¹ Sections 74.054, 74.056, and 74.057 of the Government Code discuss the assignment of judges by the presiding judges and the chief justice of the Supreme Court.

ADMINISTRATIVE JUDICIAL REGIONS

Voluntary recusal by a judge was the most common reason for assignment of a visiting judge.

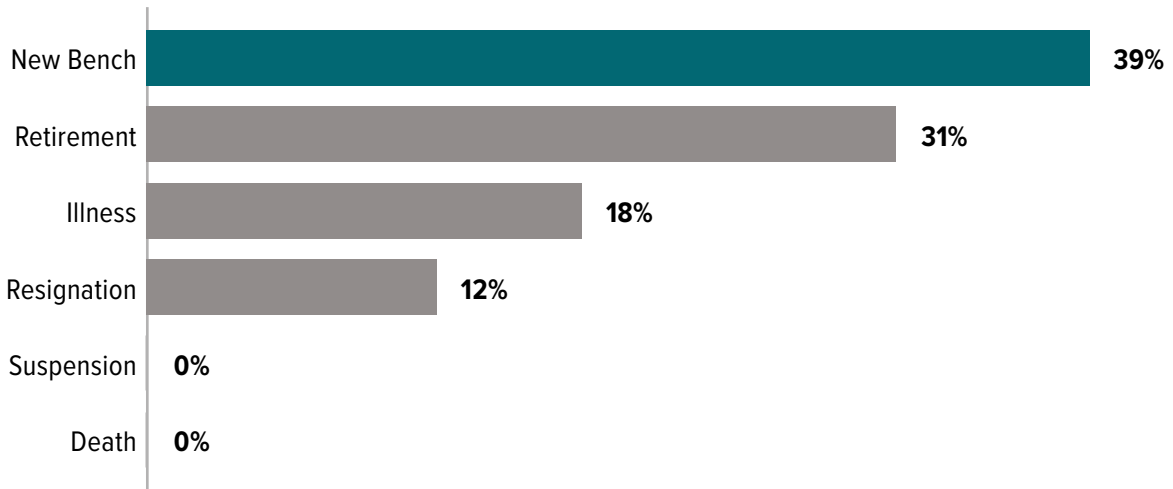


The number of assignments due to voluntary recusal increased by 29 percent from the previous year while assignments to assist with a heavy docket declined by 9 percent.



ADMINISTRATIVE JUDICIAL REGIONS

374 days were served by assigned judges to fill a vacant bench, a decrease of 67 percent from the previous year. Nearly 40 percent of the total days served were the result of a vacancy on newly created courts. The percentage of days served because of a judge retiring before the end of his or her term declined by 2 percentage points from the previous year (33 percent).



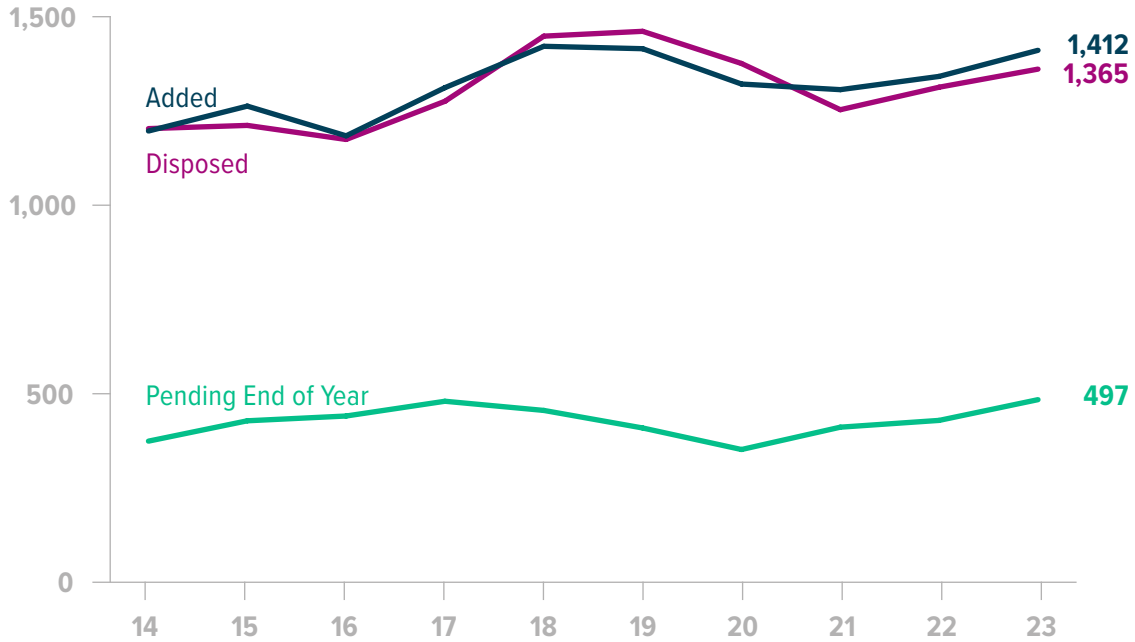
Court-Level Trends

Supreme Court.....	41
Court of Criminal Appeals	45
District Courts.....	56
Statutory County Courts.....	65
Constitutional County Courts	73
Justice Courts.....	80
Municipal Courts	88
Profile of Appellate and Trial Court Judges	94

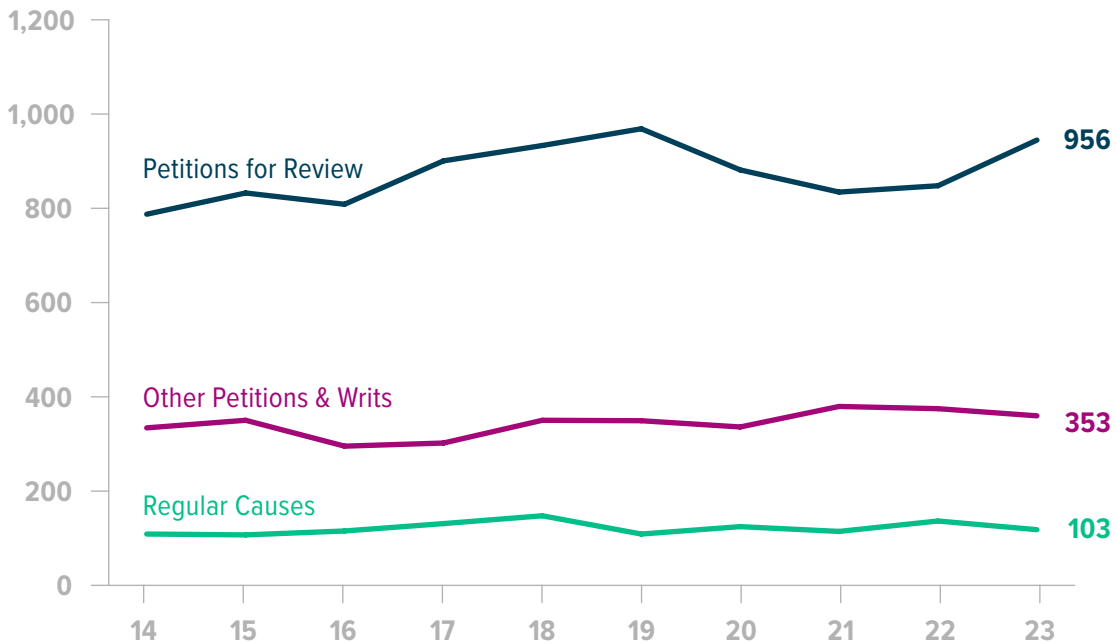
SUPREME COURT

CASELOAD AND OUTCOMES

Filings increased by 5 percent and dispositions increased by 3 percent from the previous year. The number of cases pending at the end of the year grew by 10 percent due to filings outpacing dispositions.

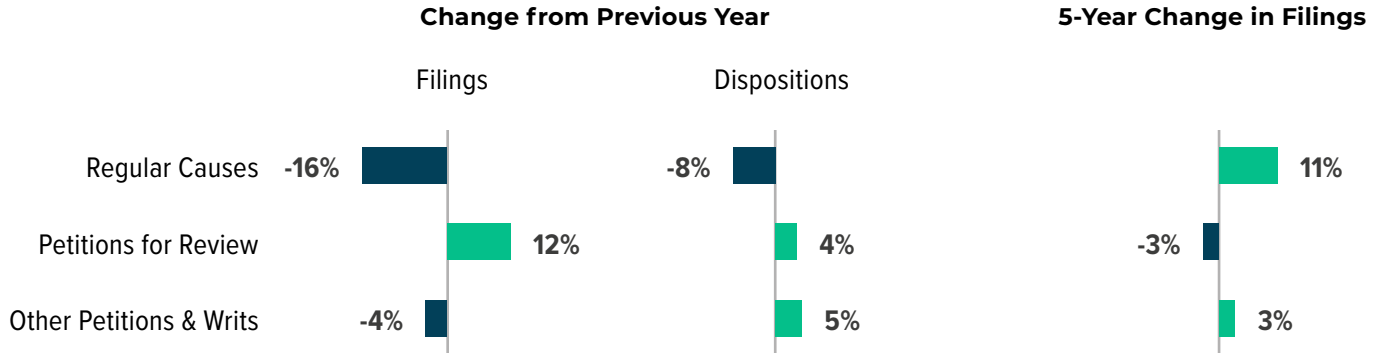


Petitions for review, which account for the majority of the court’s caseload, increased by 12 percent in 2023. The number of regular causes decreased by 16 percent, and other petitions and writs decreased slightly.



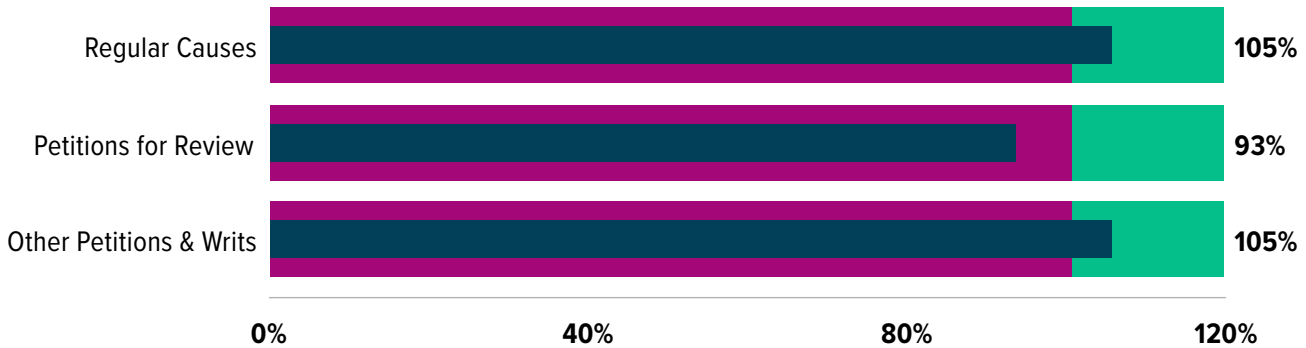
SUPREME COURT

CHANGE IN CASES FILED



CLEARANCE RATES

The Supreme Court’s clearance rates for regular causes and for other petitions and writs increased from 95 percent last year to 105 percent in 2023. The clearance rate for petitions for review declined from 100 percent to 93 percent.



REVIEW GRANTED

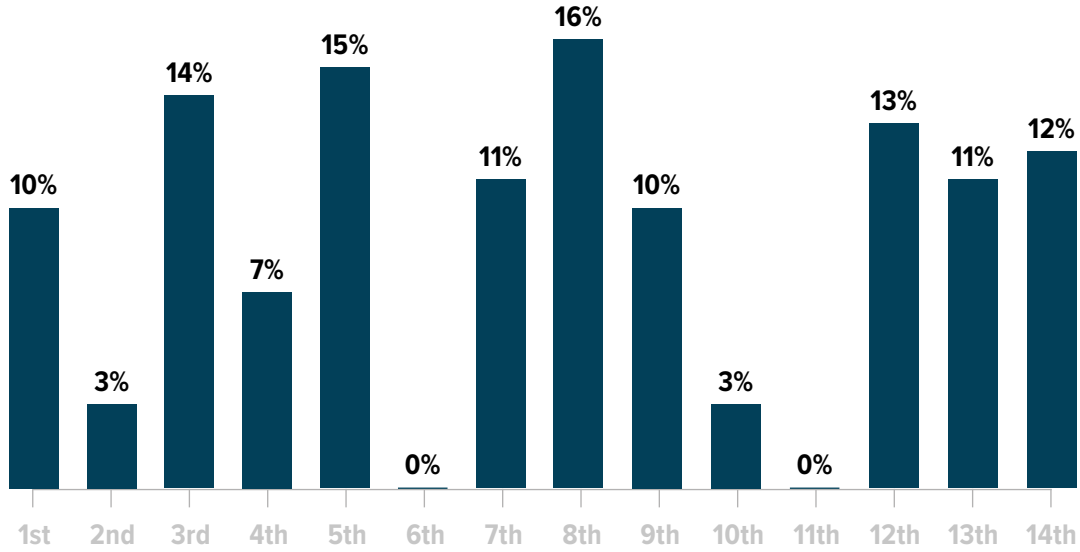
Review was granted in 10 percent of petitions for review and in 7 percent of petitions for writ of mandamus in 2022. No petitions for writ of habeas corpus were granted.



SUPREME COURT

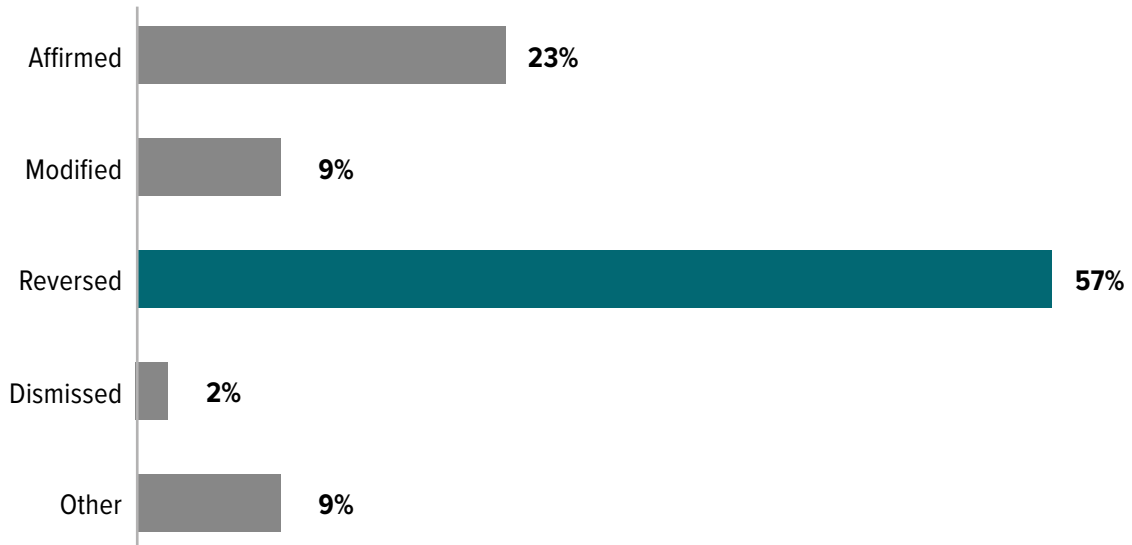
PETITIONS FOR REVIEW GRANTED BY COURT OF APPEALS

The percentage of petitions granted review from each court of appeals varied from 0 to 16 percent.



DISPOSITION OF GRANTED PETITIONS FOR REVIEW

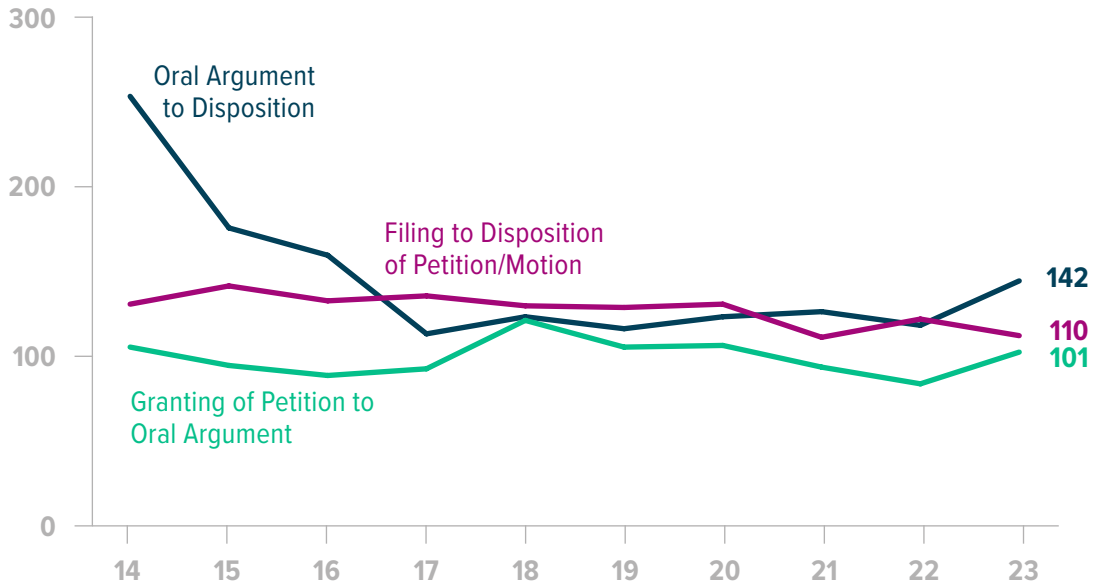
Almost 60 percent of granted petitions for review were reversed and approximately one-quarter were affirmed.



SUPREME COURT

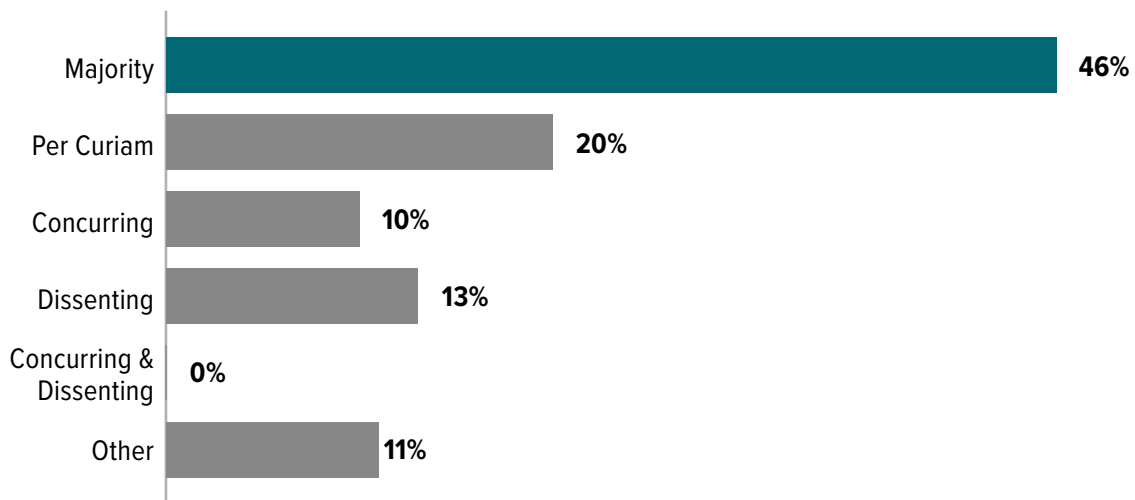
CASE PROCESSING TIME IN DAYS

In 2023, the average time from oral argument to disposition increased by 26 days from the previous year. The average time from filing to disposition of a petition or motion decreased by 10 days, and the average time from granting of a petition to oral argument increased by 19 days.



OPINIONS

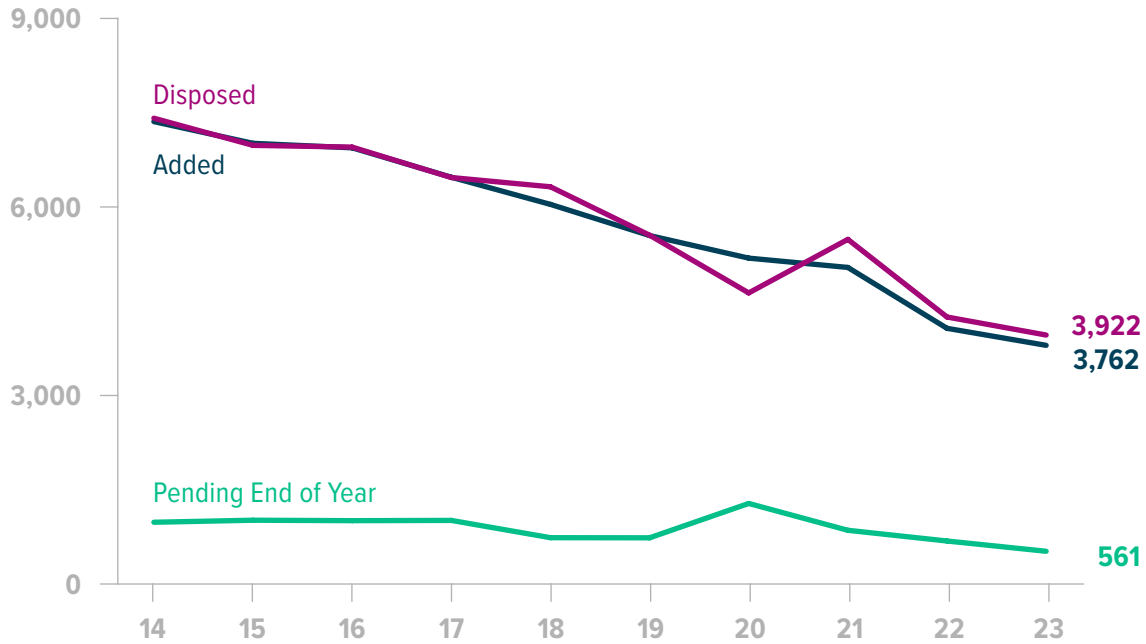
142 opinions were issued in 2023, which is a slight decrease from the 145 issued in 2022. Slightly less than half of opinions were majority opinions.



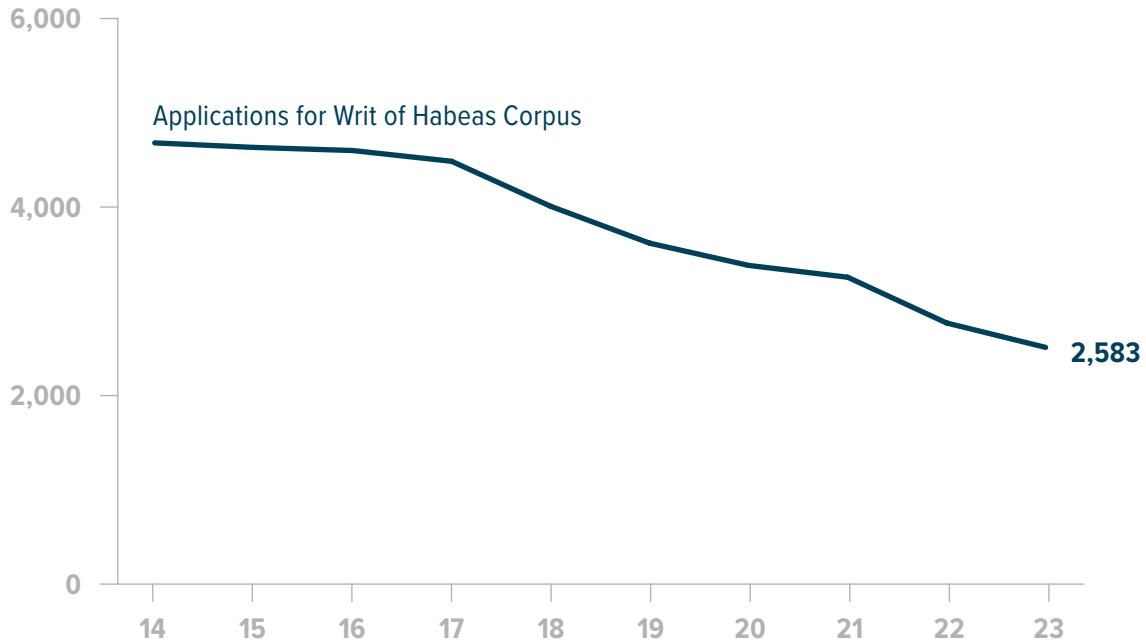
COURT OF CRIMINAL APPEALS

CASES FILED

In 2023, the number of cases filed and the number of dispositions each decreased by 7 percent. The number of cases pending declined by 22 percent by the end of the year. Mandatory matters (applications for writ of habeas corpus, original proceedings, and direct appeals) made up 89 percent of all cases added to the court’s docket in 2023.

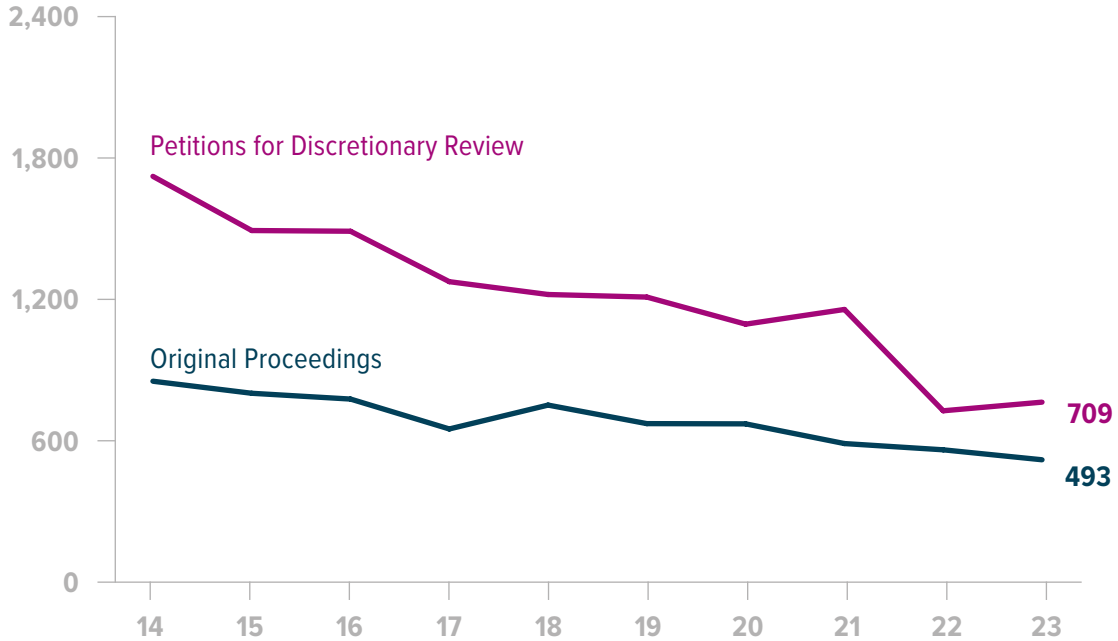


Applications for writ of habeas corpus decreased by 9 percent from the previous year to the lowest level since at least 2001.

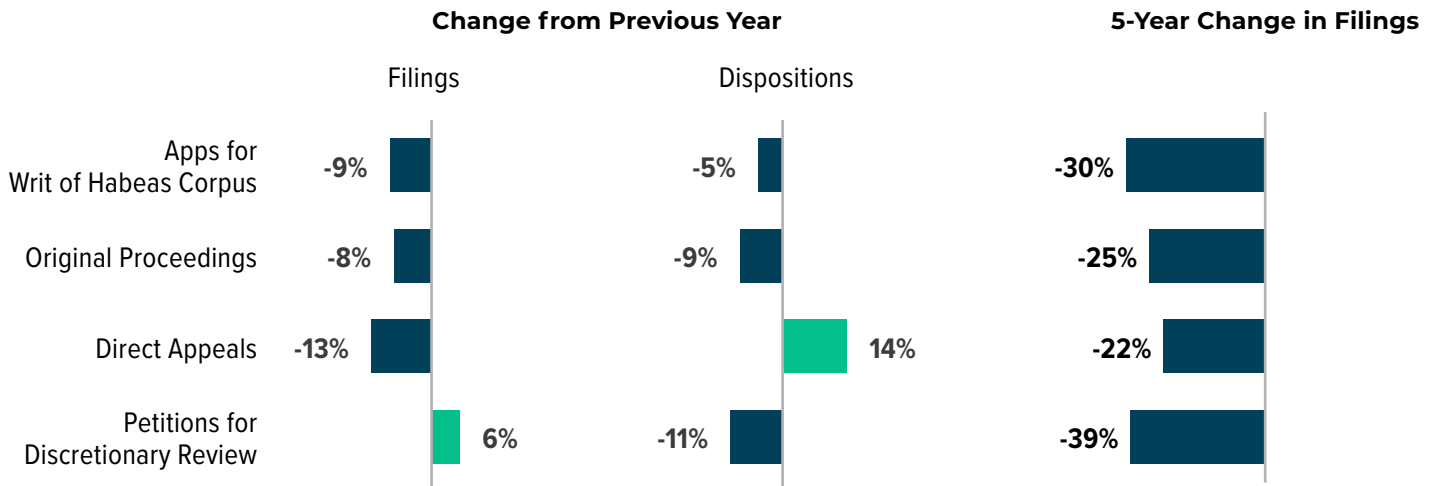


COURT OF CRIMINAL APPEALS

Petitions for discretionary review increased by 6 percent compared to the previous year. Original proceedings decreased by 8 percent to the lowest level since 1999.



CHANGE IN CASES FILED



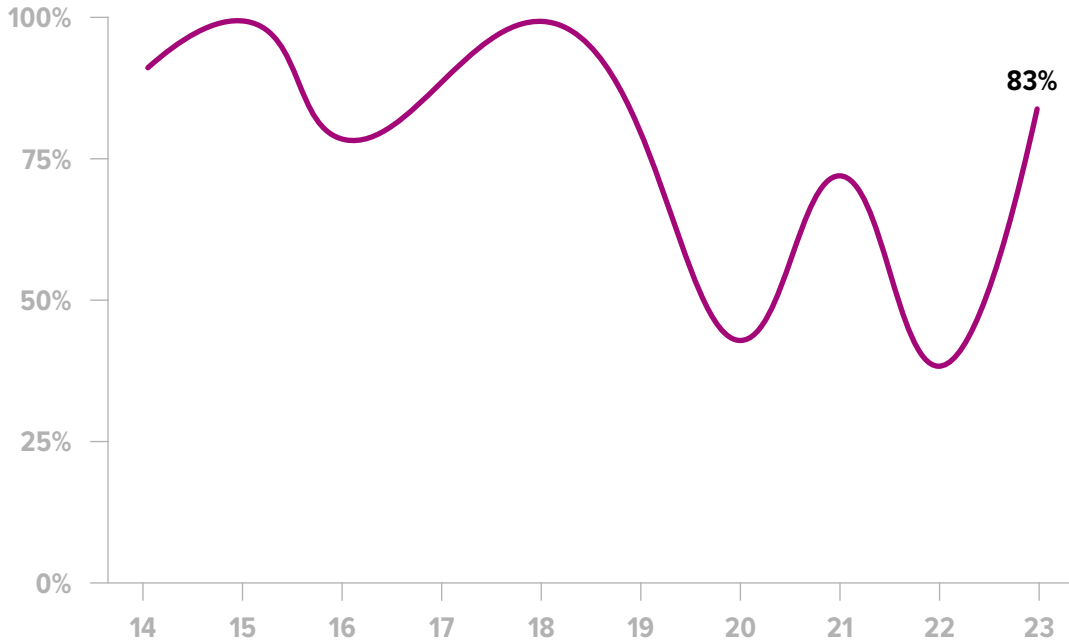
COURT OF CRIMINAL APPEALS

CLEARANCE RATES

Clearance rates for all matters equaled or exceeded 100 percent.

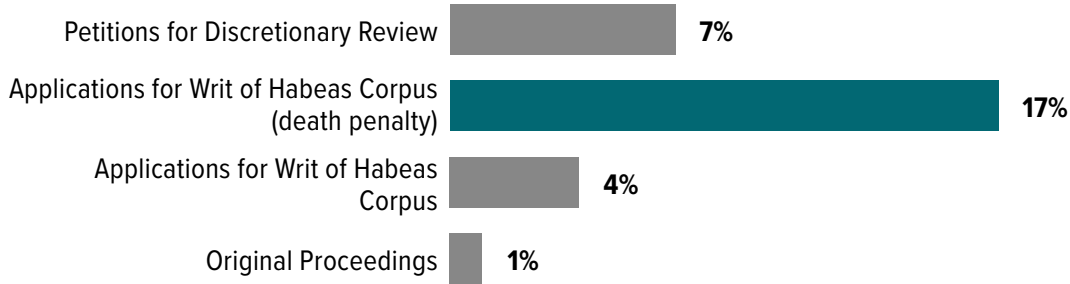


Of the 6 death penalty cases that were decided in 2023, 83 percent (5 cases) were affirmed. The remaining case was remanded to the trial court.

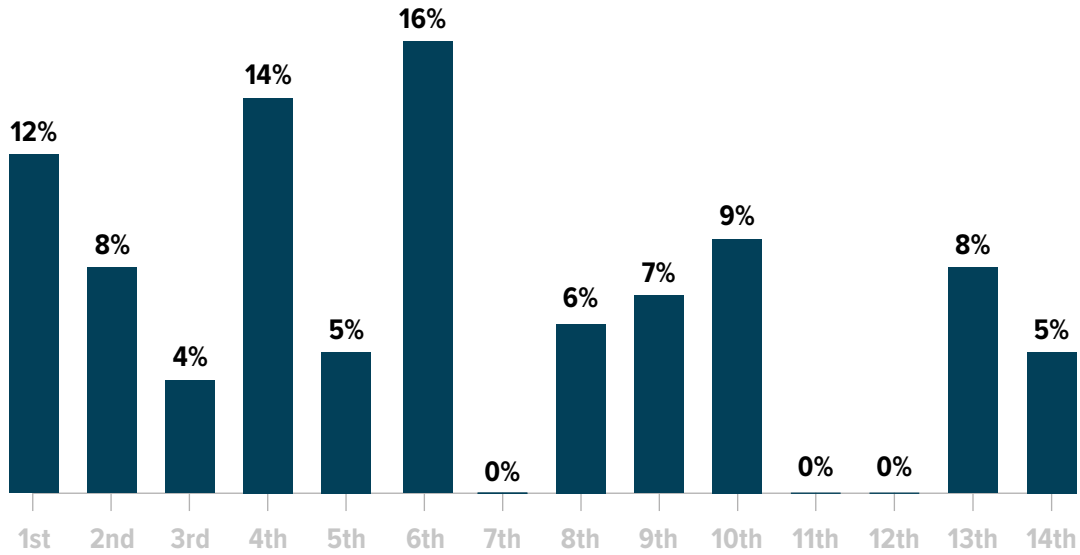


COURT OF CRIMINAL APPEALS

Review was granted most frequently by the court in applications for writ of habeas corpus involving the death penalty and was granted least frequently in original proceedings.

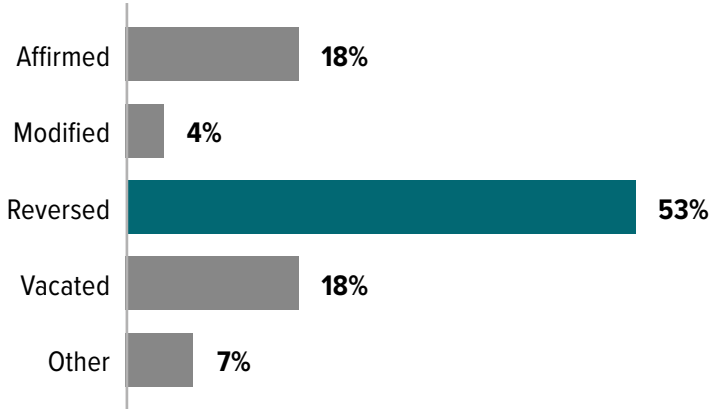


The percentage of petitions granted review from each court of appeals varied from 0 to 16 percent.



COURT OF CRIMINAL APPEALS

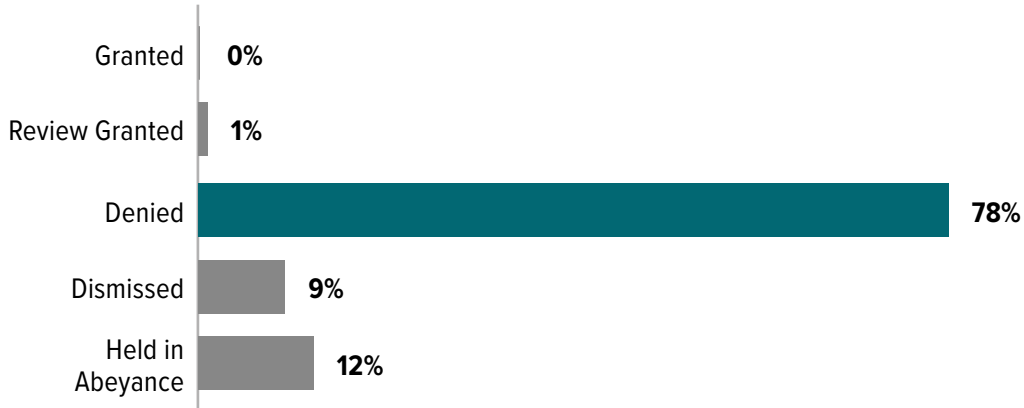
More than half of granted petitions for discretionary review were reversed, and 18 percent were affirmed.



Habeas corpus relief was granted in most of the cases that were filed and set (granted review).

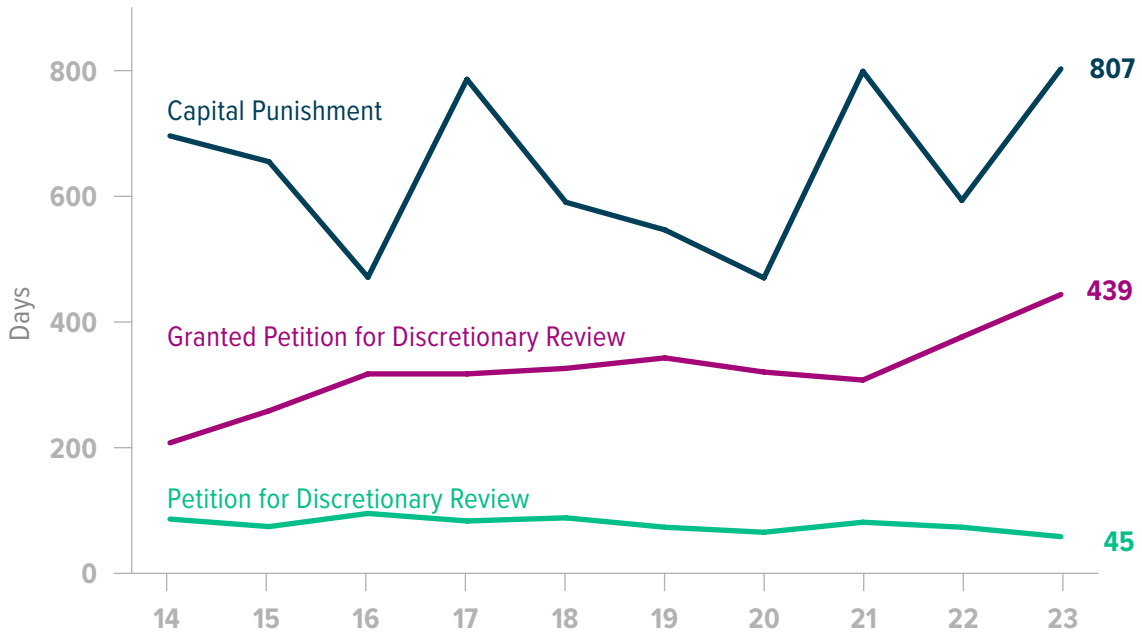


Most original proceeding cases were denied.

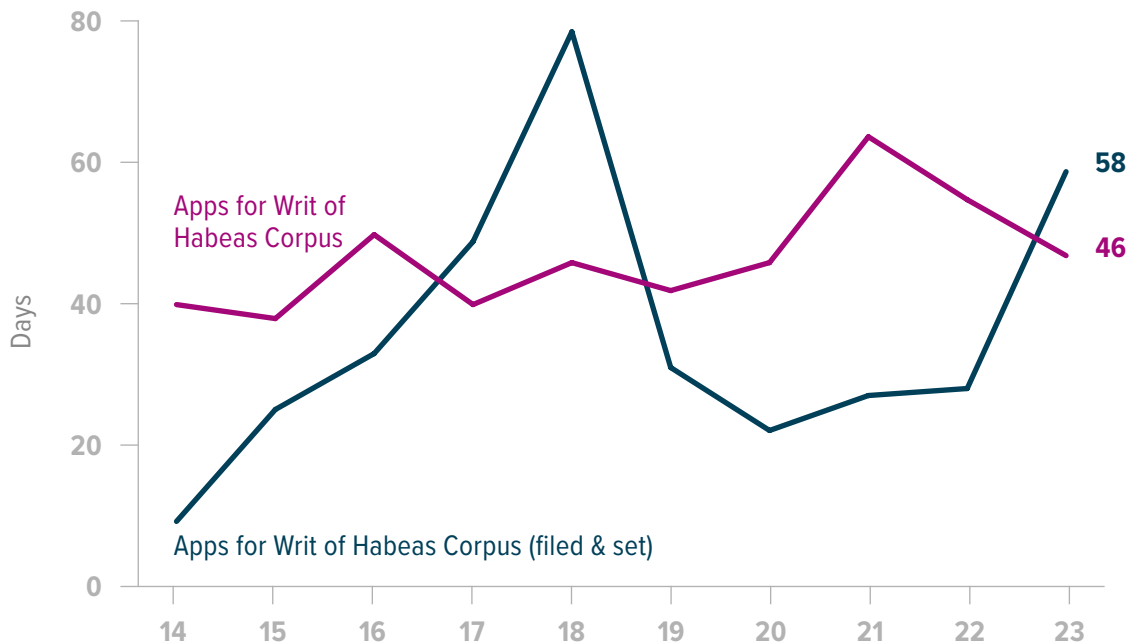


COURT OF CRIMINAL APPEALS

The average time from filing to disposition for cases involving capital punishment increased by 27 percent compared to the previous year. The average time to disposition for petitions for discretionary review decreased by 33 percent, while time to disposition increased by 16 percent for granted petitions for discretionary review.



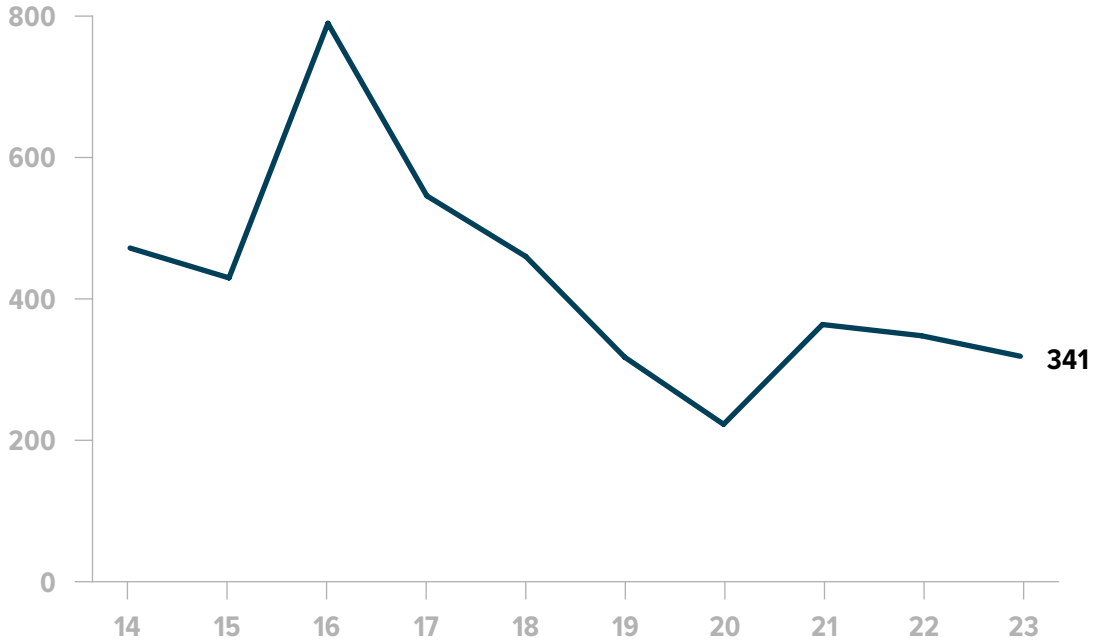
In 2023, the average time to disposition for writ of habeas corpus applications fell 17 percent from the previous year, while time to disposition for applications that were accepted for review (filed and set) increased by 53 percent.



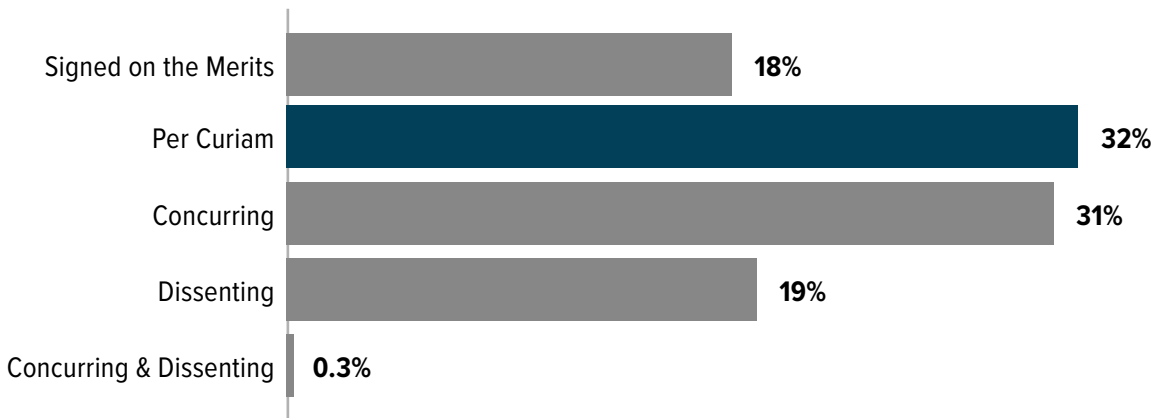
COURT OF CRIMINAL APPEALS

OPINIONS

In 2023 there were 341 opinions issued by the Court of Criminal appeals, 6 percent fewer than the previous year.



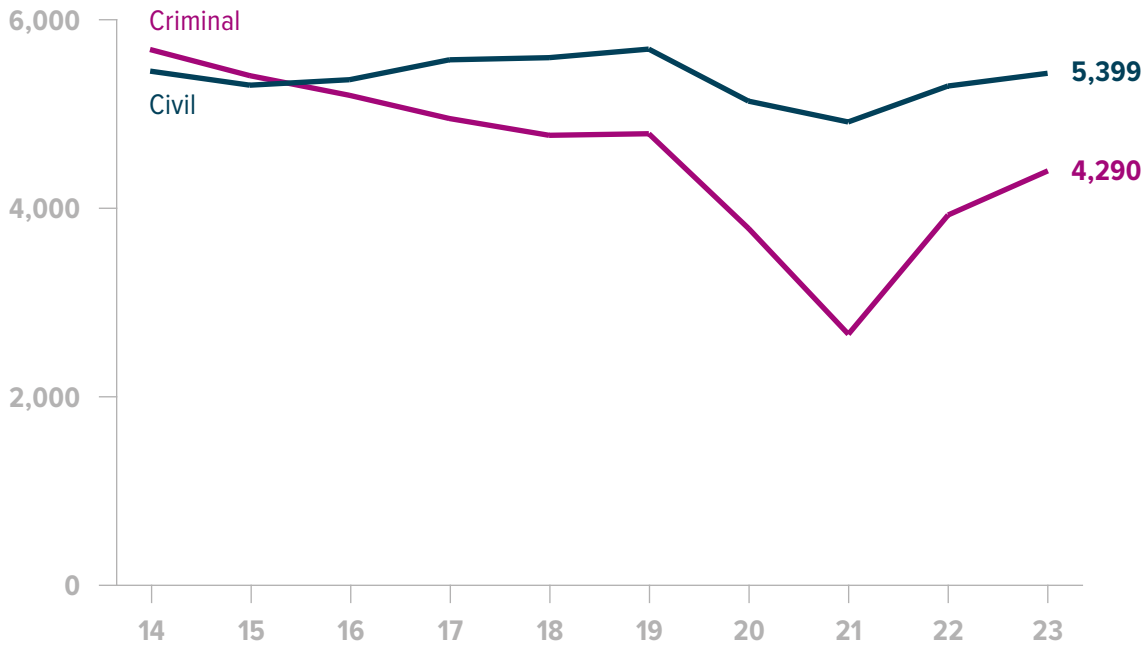
The largest percentage of opinions in 2023 were per curiam. Concurring opinions accounted for another 31 percent of all opinions issued. There was only one concurring and dissenting opinion in 2023 compared to 11 in 2022.



COURTS OF APPEALS

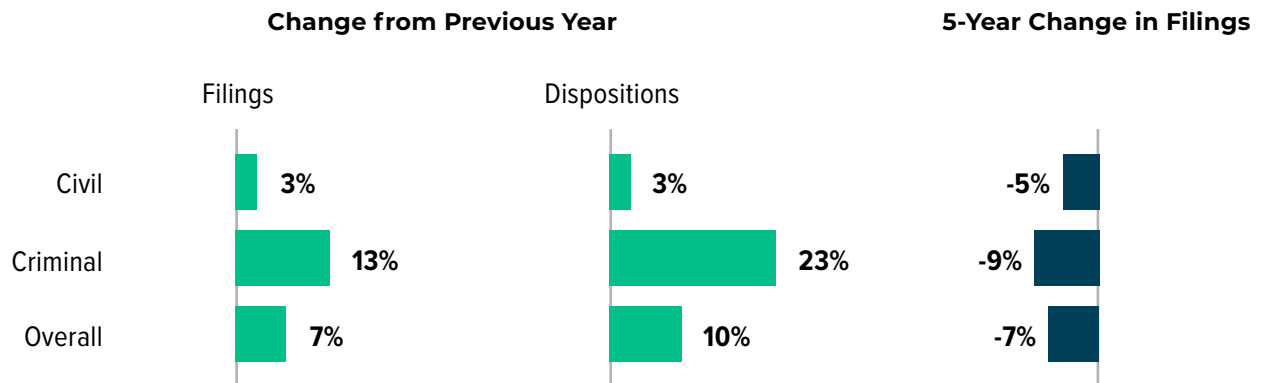
CASES FILED

While the courts' criminal caseload has generally decreased over the years likely due to significant declines in misdemeanor cases at the trial court level, restrictions related to the COVID pandemic inhibiting criminal case trials led to significant decreases in filings of criminal cases in the courts of appeals during the pandemic. With pandemic restrictions starting to recede in the middle of the 2022 fiscal year, the number of criminal filings increased by 56 percent and the number of civil filings increased by 9 percent in 2022. Criminal filings increased by another 13 percent and civil filings by 3 percent in 2023, returning close to pre-pandemic filing levels.



CHANGE IN CASES FILED

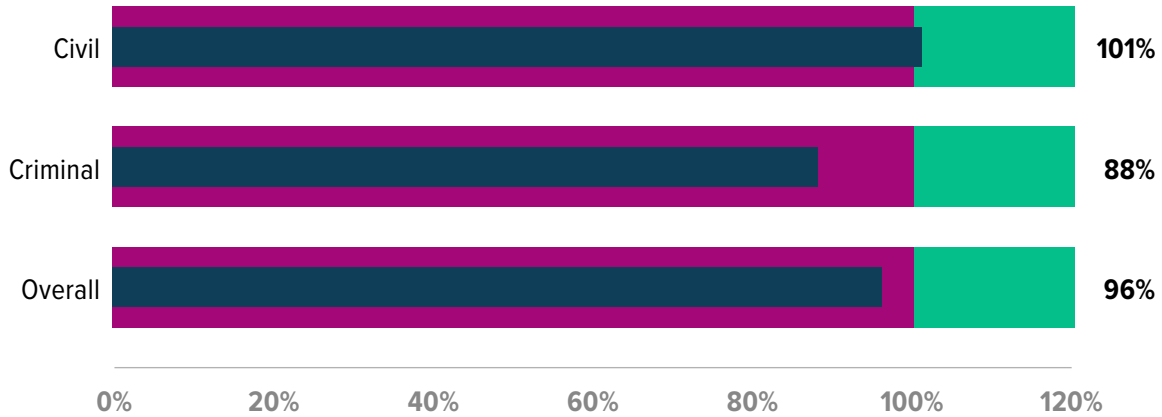
Although filings increased by 7 percent overall in 2023, they were down 7 percent from the number of cases filed 5 years ago. While dispositions of civil cases increased slightly in 2023, criminal case dispositions rose by 23 percent.



COURTS OF APPEALS

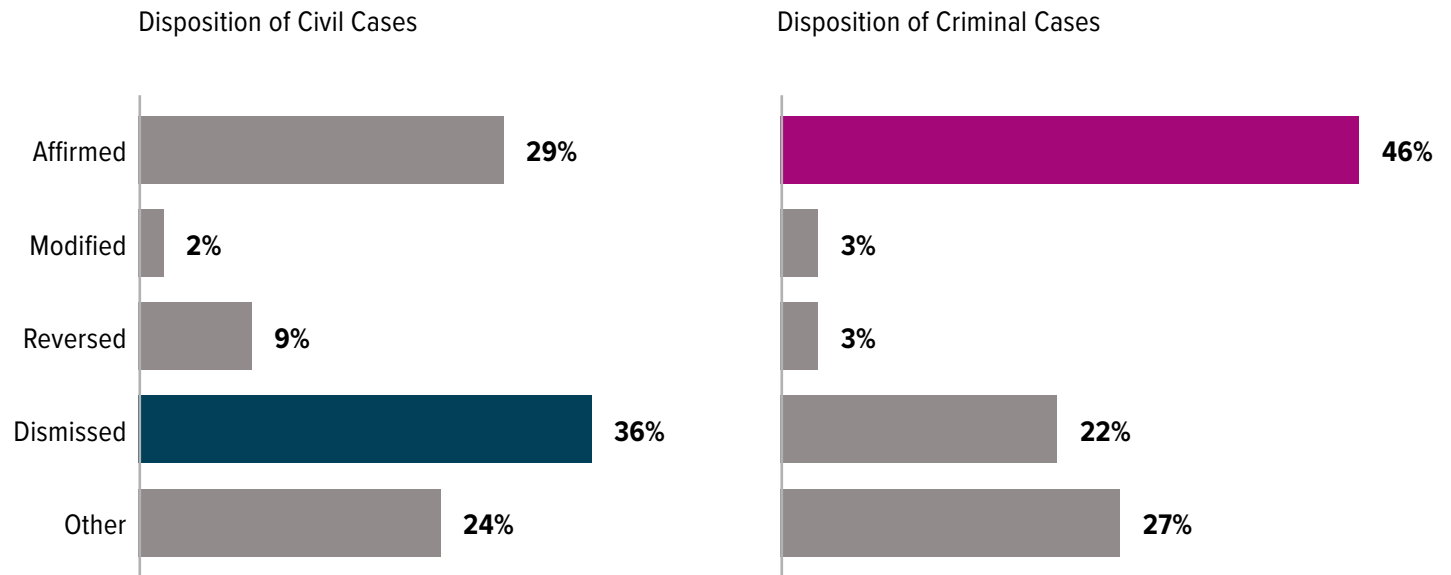
CLEARANCE RATES

The civil case clearance rate remained stable from 2023, continuing to exceed 100 percent. The clearance rate for criminal cases rose from 81 percent in 2022 to 88 percent.



CASE DISPOSITIONS

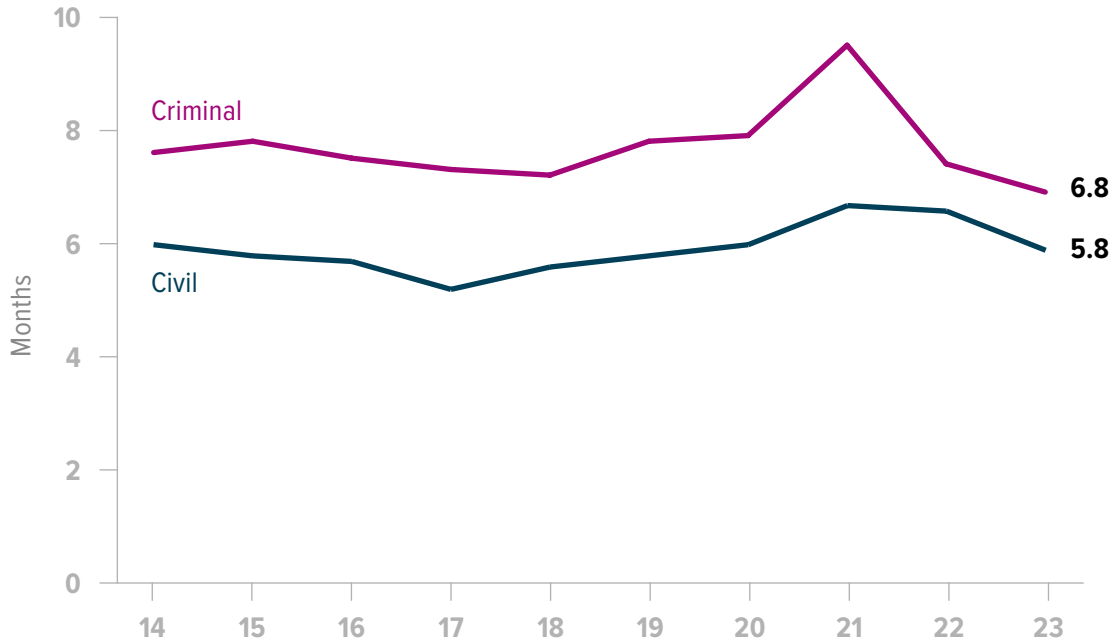
In 2023, the largest share of civil cases was dismissed, while the largest share of criminal cases was affirmed.



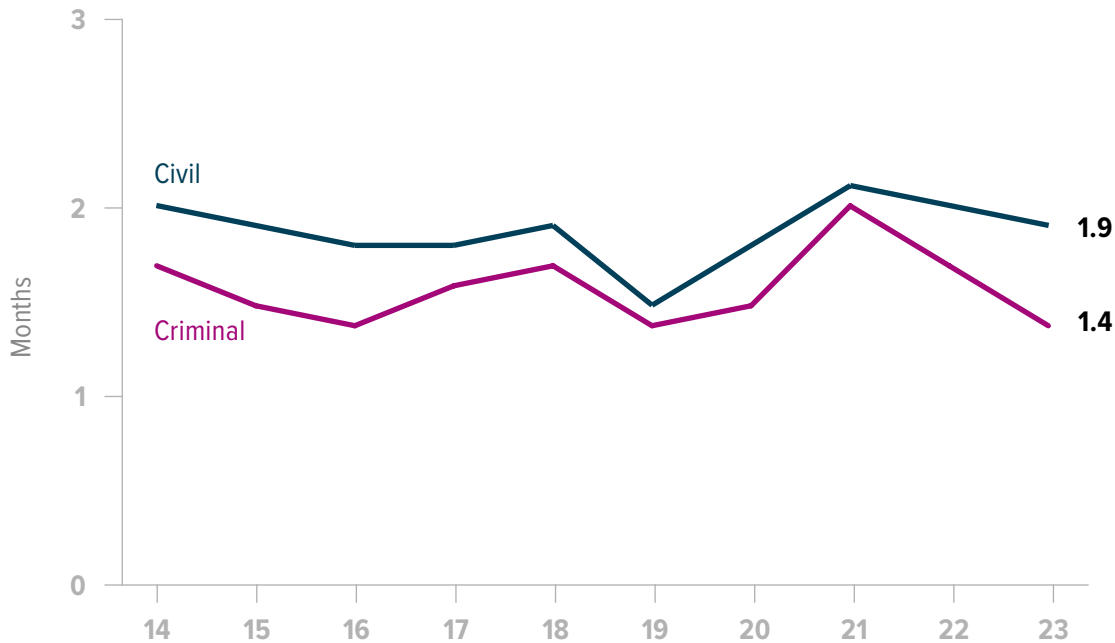
COURTS OF APPEALS

CASE PROCESSING TIME IN MONTHS

The average time in months between filing and submission declined for the second consecutive year.



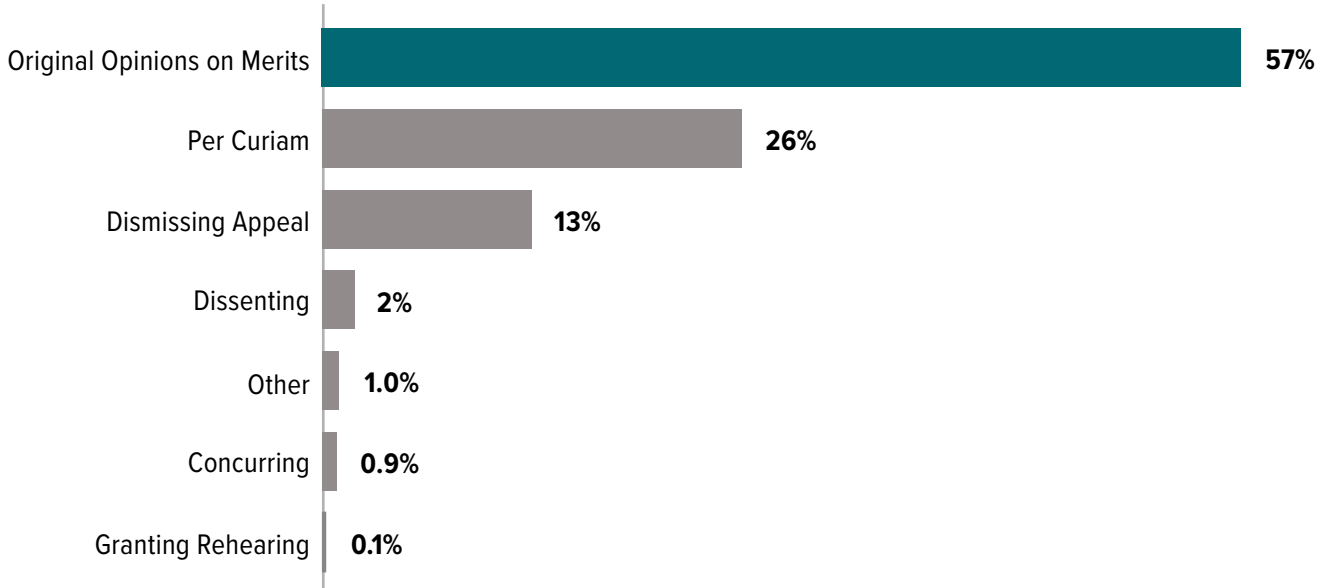
The average time in months between submission and disposition also declined over the past two years.



COURTS OF APPEALS

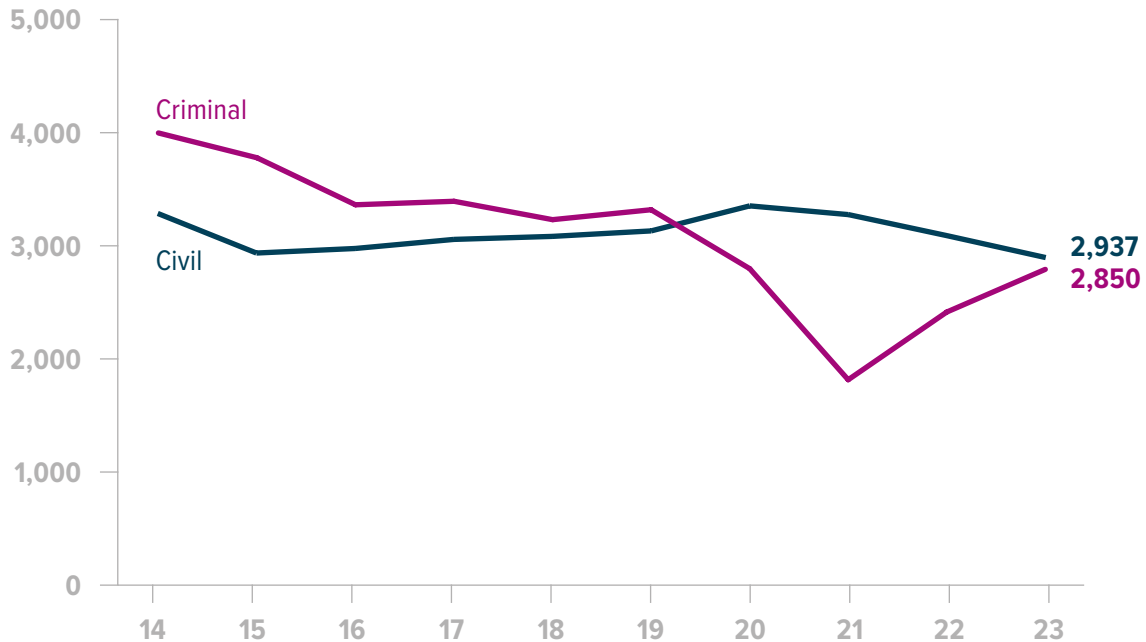
OPINIONS

9,012 opinions were issued in 2023. Almost 60 percent of those opinions were original opinions on the merits.



CASES PENDING AT END OF YEAR

In 2023, the number of civil cases pending at the end of the year decreased by 6 percent while the number of pending criminal cases increased 14 percent due to the significant increase in filings.

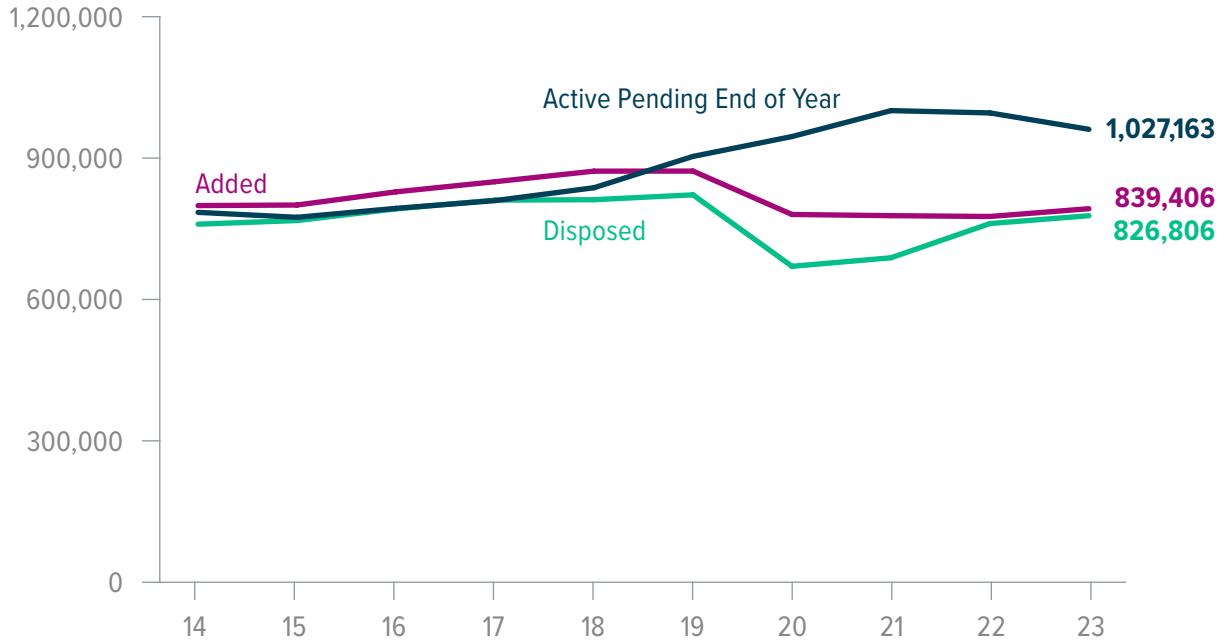


DISTRICT COURTS

Disclaimer: Due to ongoing corrections that resulted from a case management system conversion, data on criminal cases for June through August 2023 from Dallas County were not submitted by the time of publication.

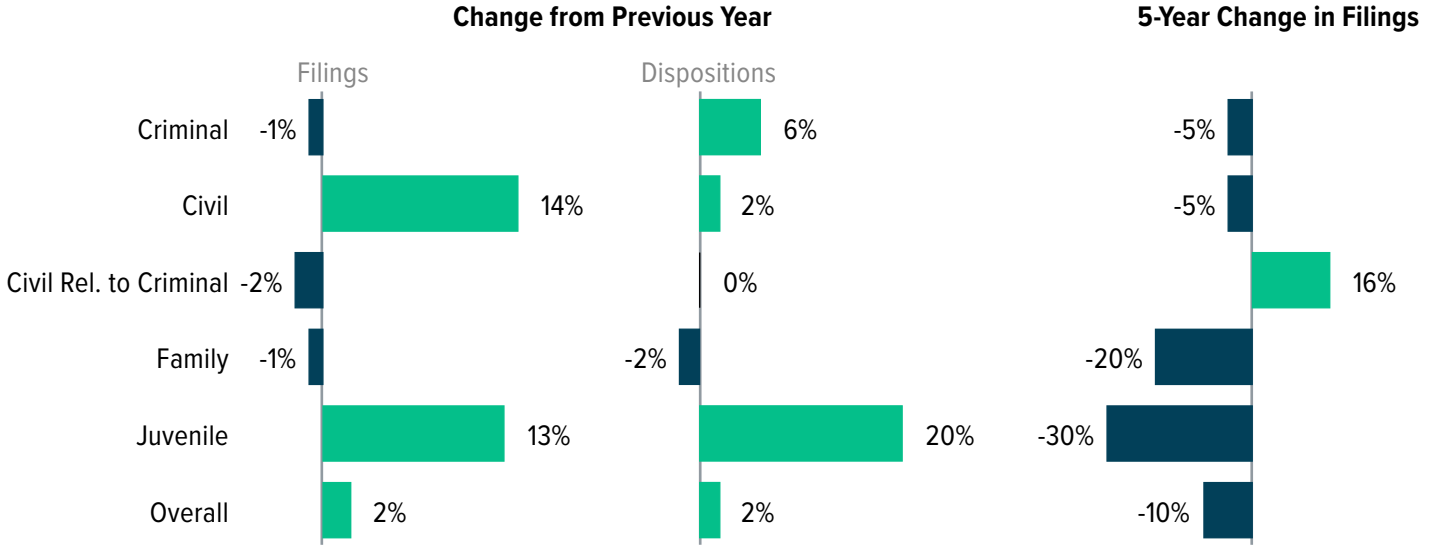
CASES FILED

Filings and dispositions both increased by 2 percent in 2023. However, missing reports from Dallas likely account for an additional 7,000 criminal cases. While both filings and dispositions stayed roughly equivalent, the number of active pending cases dropped by nearly 40,000 cases – a 4 percent decrease from 2022. However, this is likely partially due to missing criminal data from Dallas. With numbers adjusted to include Dallas’ approximately 20,000 active pending criminal cases from their last reported month, the decrease in active pending cases would be 2 percent.



CHANGE IN CASES FILED

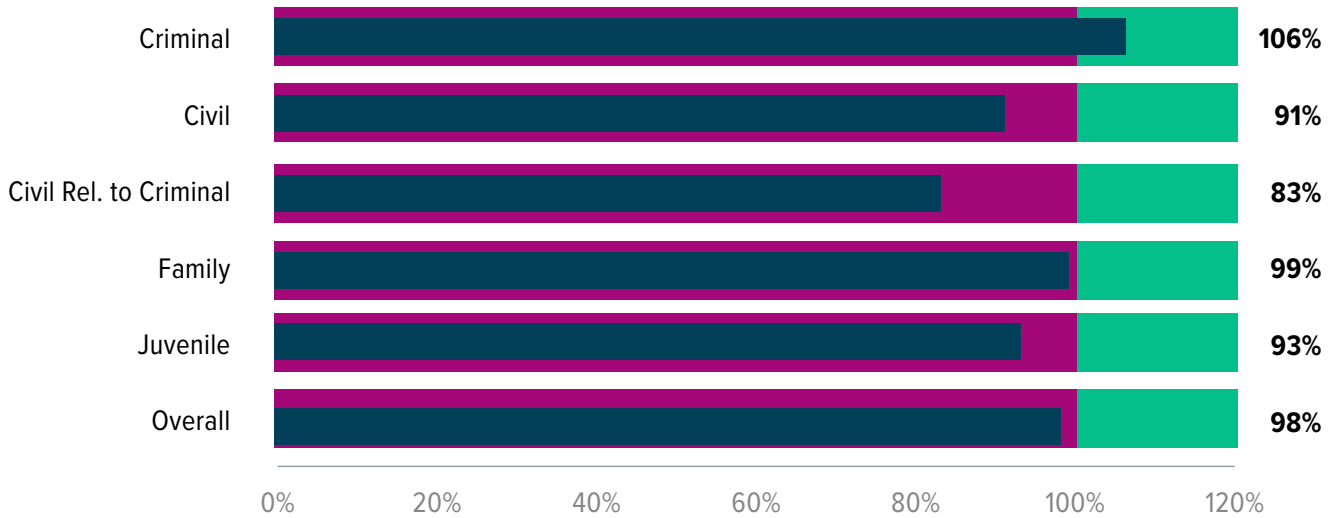
2023 saw substantial increases in district court filings for both civil and juvenile cases. Juvenile dispositions also rose compared to 2022, along with a smaller increase in criminal dispositions. All other case categories stayed roughly the same, with filings remaining significantly lower than five years prior in all areas except for civil related to criminal cases. Considering reports missing from Dallas, criminal cases increased marginally in 2023.



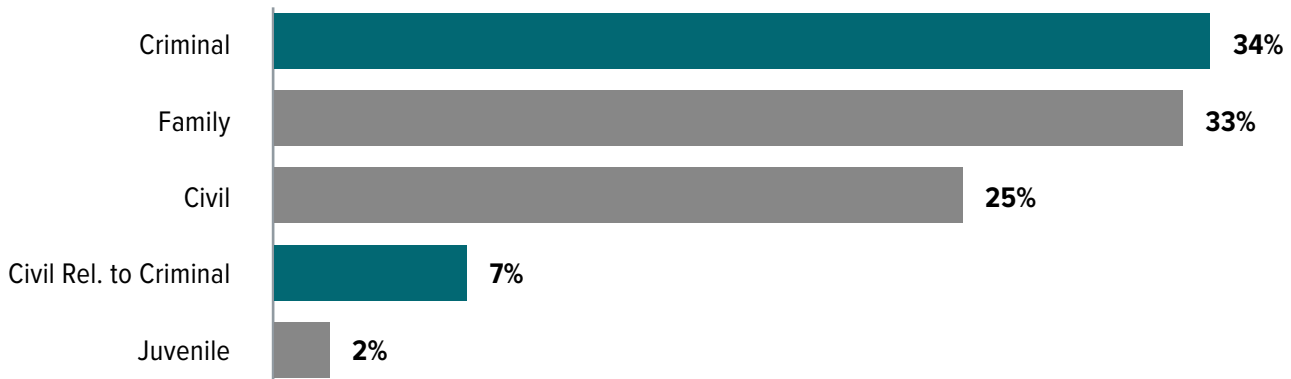
DISTRICT COURTS

CLEARANCE RATES

Clearance rates neared or exceeded 100 percent in criminal and family cases, indicating that the district courts were disposing of as many cases as were added to the docket during the year. Clearance rates in civil cases, civil related to criminal matters, and juvenile cases were lower, resulting in a growing number of active pending cases in those categories.



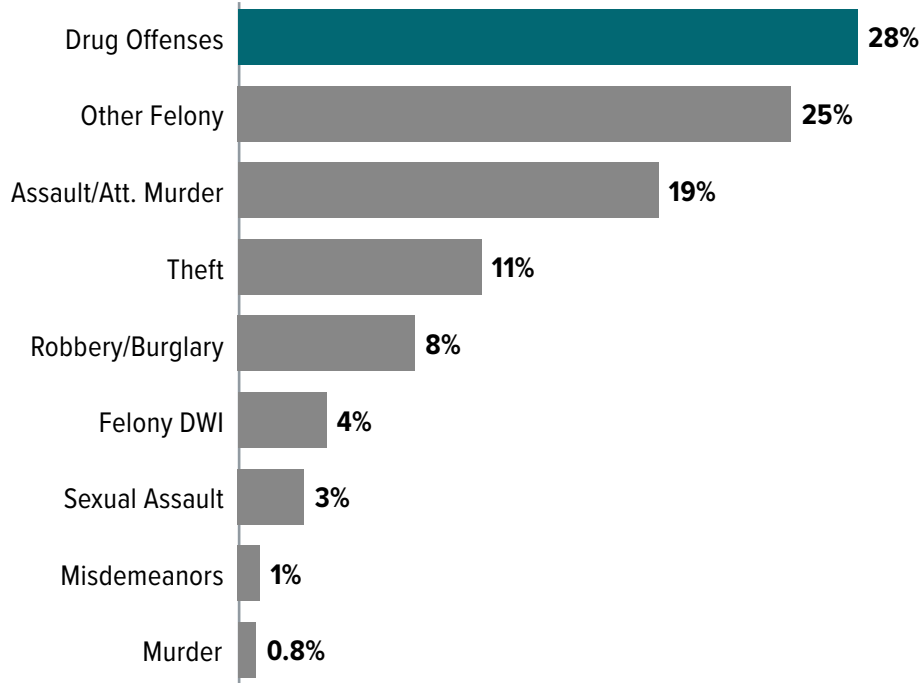
Criminal cases and civil cases related to criminal matters accounted for 41 percent of the nearly 840,000 cases filed in district courts.



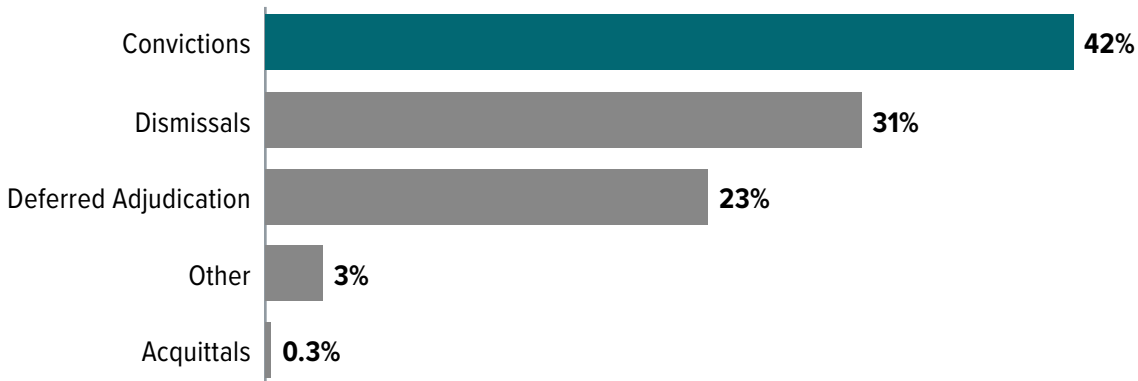
DISTRICT COURTS

CRIMINAL CASES

Drug cases accounted for 28 percent of the approximately 284,000 criminal cases filed, dropping below 30 percent for the first time since 2014.



Convictions accounted for 42 percent of the more than 254,000 criminal cases disposed (excluding motions to revoke probation or community supervision).




DISTRICT COURTS

Most convictions resulted from a guilty or no contest plea.

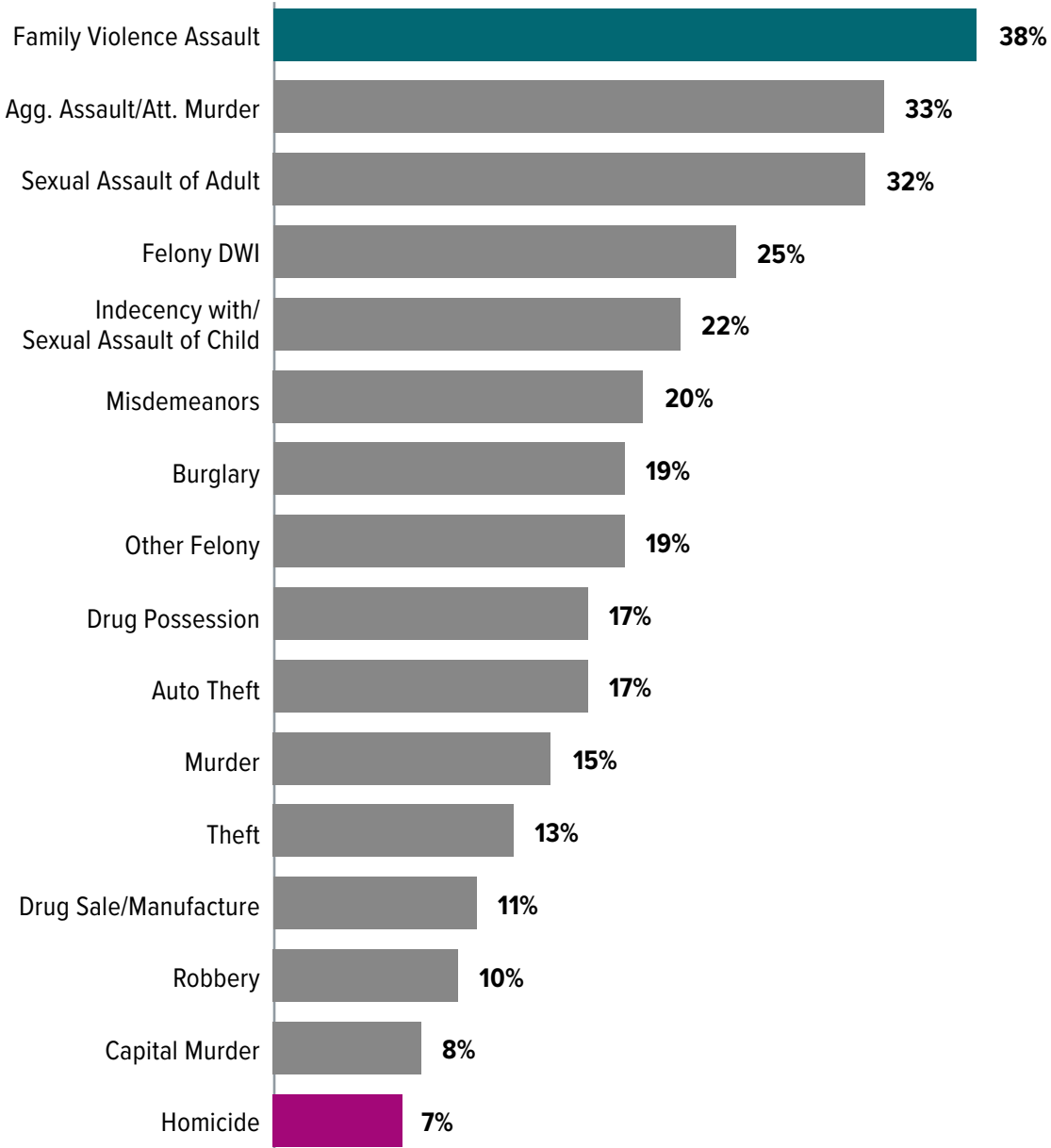


Most trials by judge and trials by jury resulted in conviction. Defendants were most likely to be acquitted after a jury trial.



DISTRICT COURTS

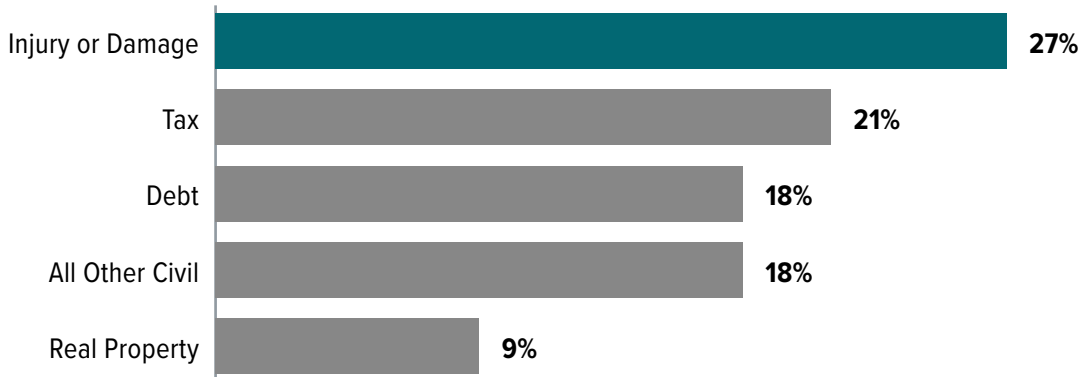
Acquittal rates by a jury were highest in cases involving family violence assault and lowest in homicide cases.



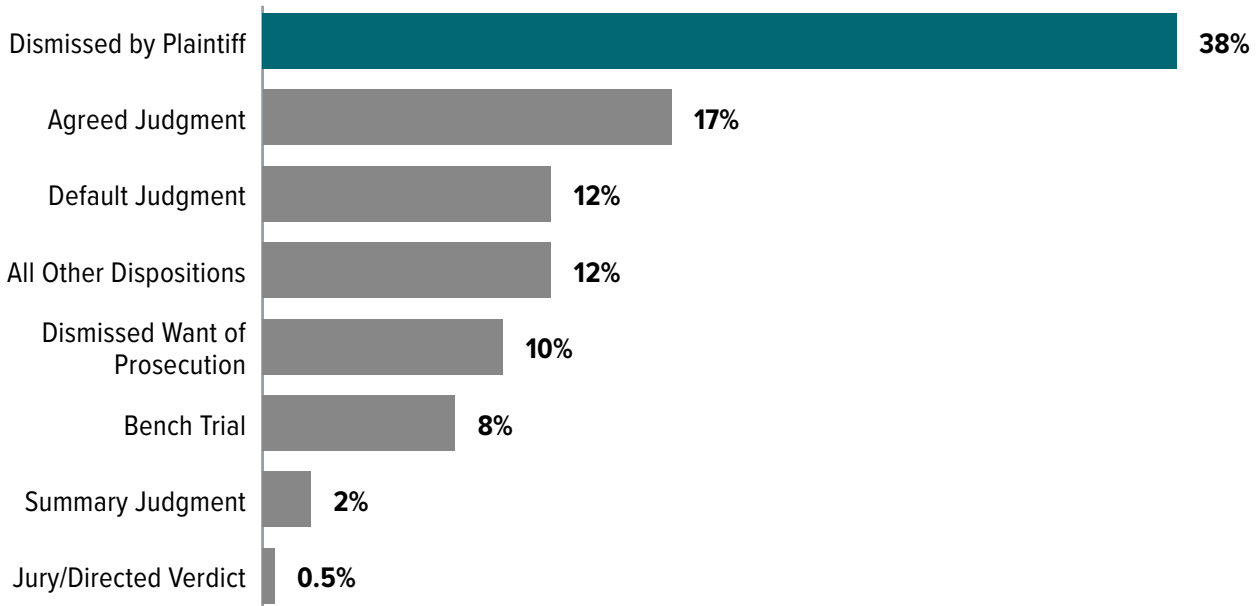
DISTRICT COURTS

Civil Cases

Injury or damage cases accounted for 27 percent of the 212,000 civil cases filed in 2023, not including the almost 55,000 civil cases related to criminal matters filed that same year. Filings increased in every case category – from 5 percent for tax cases and injury or damage cases not involving a motor vehicle, to 62 percent for eminent domain cases.



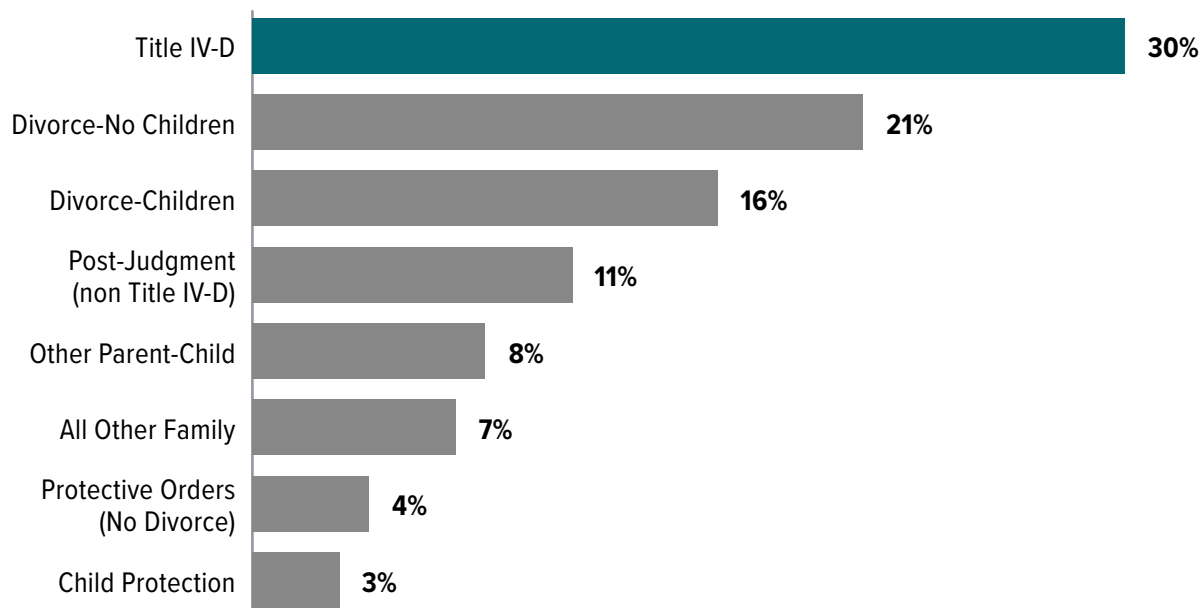
Excluding civil cases related to criminal matters, 38 percent of the more than 193,000 cases disposed were dismissed by the plaintiff.



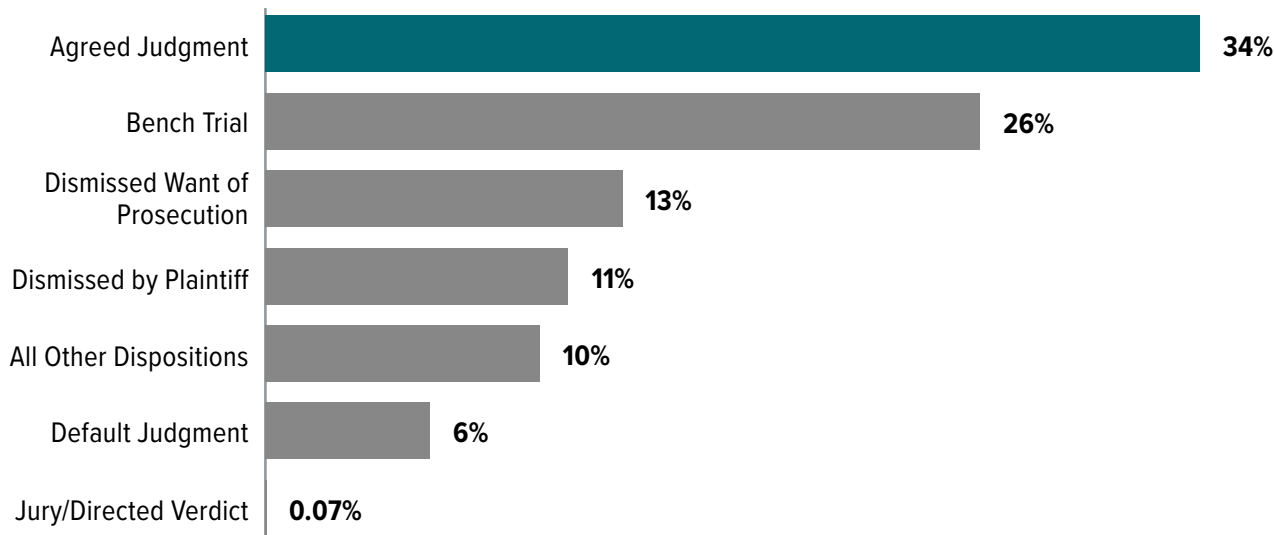
DISTRICT COURTS

Family Cases

Title IV-D (child support) cases accounted for 30 percent of the nearly 274,000 family cases filed, continuing a downward trend from 40 percent of the family caseload in 2018.



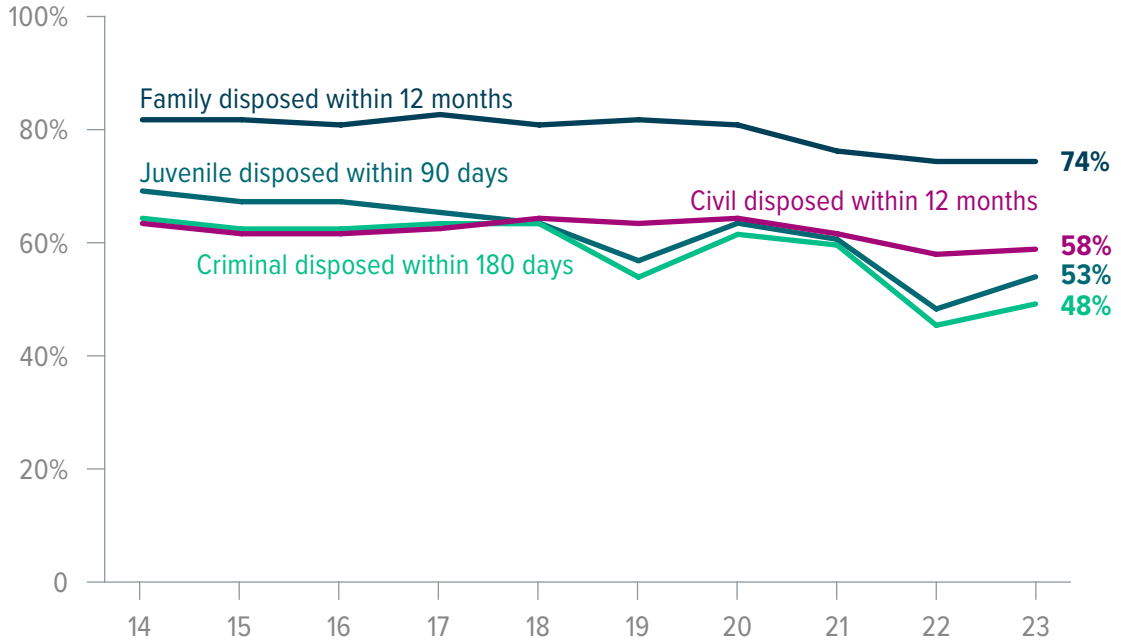
Agreed judgments accounted for the largest share of the more than 271,000 family cases disposed.



DISTRICT COURTS

CASE PROCESSING TIMES

The percentage of family and civil cases disposed of within 12 months remained steady from the previous year. Increases were seen in both juvenile cases disposed of within 90 days and criminal cases disposed of within 180 days.



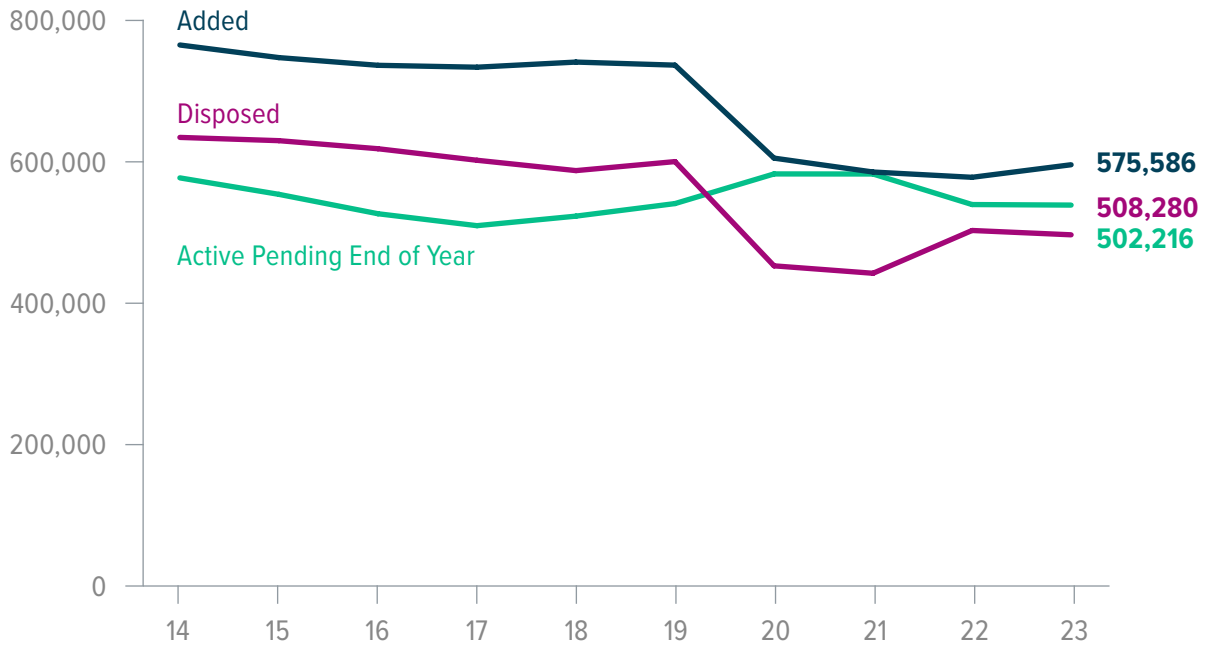
STATUTORY COUNTY COURTS

Disclaimer: Due to ongoing corrections that resulted from a case management system conversion, data on criminal cases for June through August 2023 from Dallas County were not submitted by the time of publication.

CASELOAD AND OUTCOMES

In 2023, filings increased by 3 percent compared to the previous year, while dispositions increased by 4 percent. However, missing reports from Dallas likely account for an additional 6,000 criminal cases filed.

The number of active pending cases at the end of the year decreased by 2 percent. However, this is due to missing criminal data from Dallas. With numbers adjusted to include Dallas' approximately 11,400 active pending criminal cases from their last reported month, the decrease in active pending cases would be only 0.2 percent.

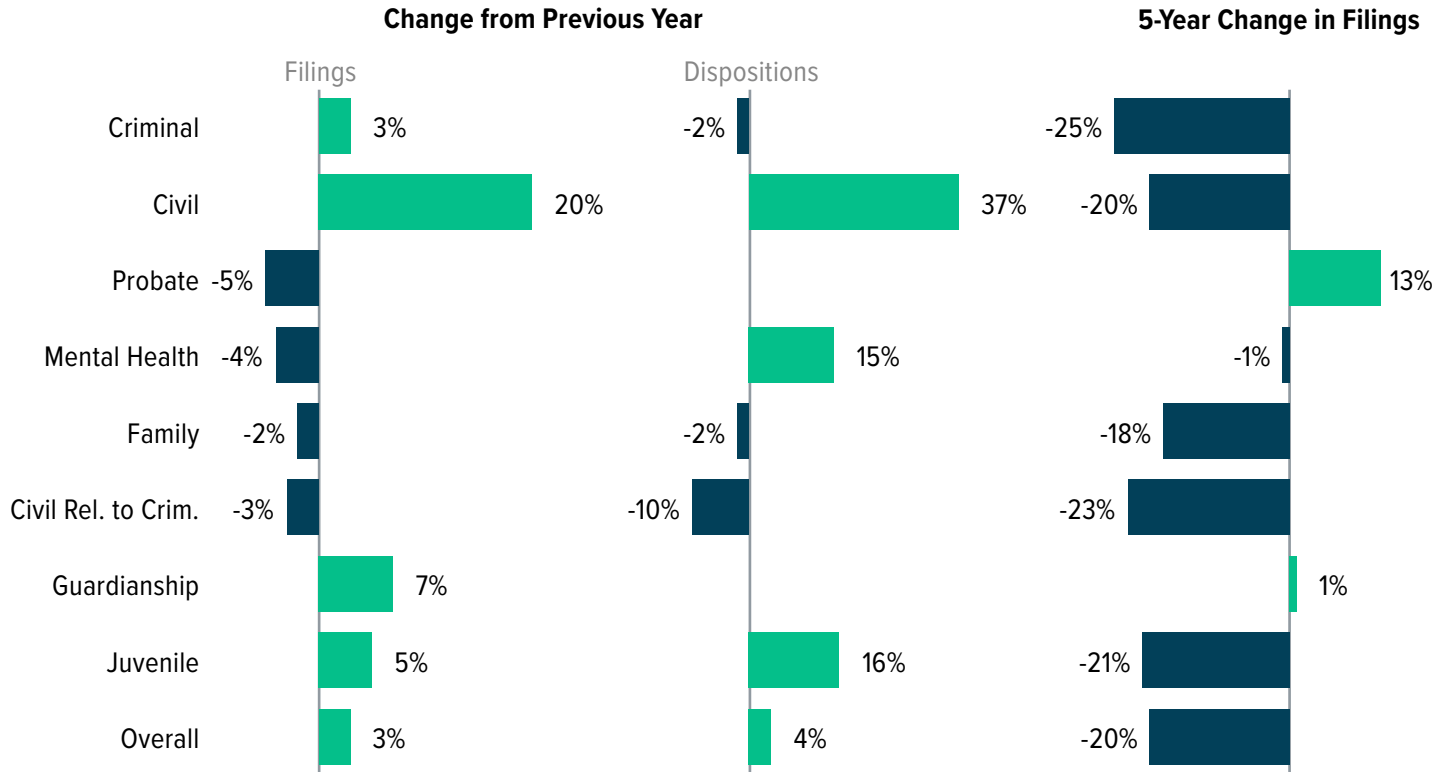


Probate and mental health case dispositions and pending cases not included.

STATUTORY COUNTY COURTS

CHANGE IN CASES FILED

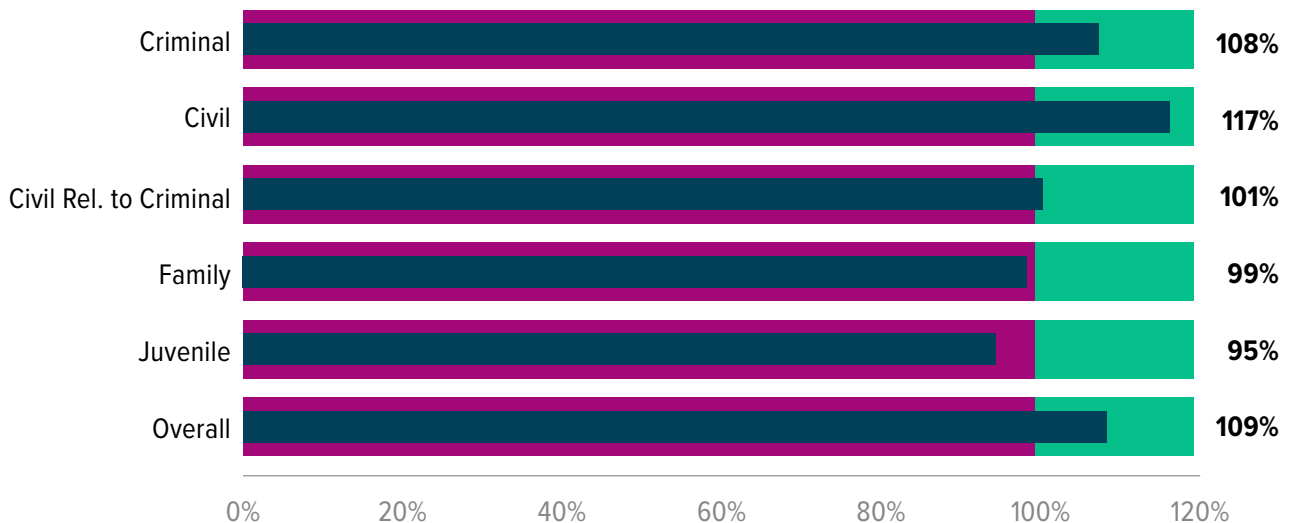
In 2023, filings increased in half of the case types, with the most significant growth occurring in civil cases. However, filings remained substantially lower than the volume filed 5 years ago.



* Data on probate and guardianship case dispositions are not collected.

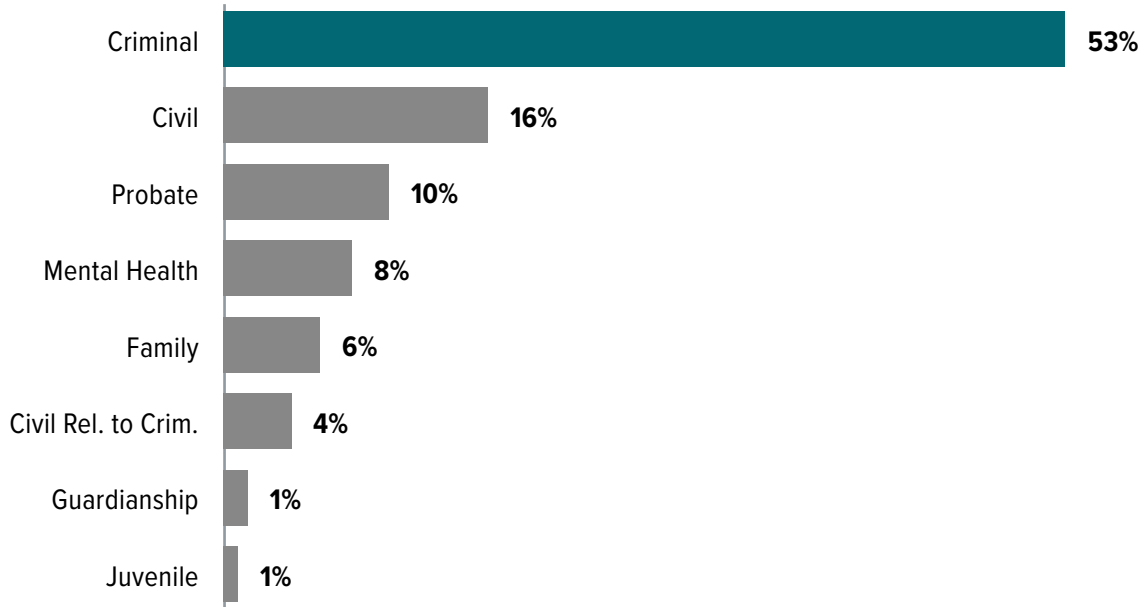
CLEARANCE RATES

Most case types exceeded 100 percent clearance rates in 2023. Clearance rates for family cases were 99 percent, up 1 percent from last year, while juvenile clearance rates reached 95 percent, up 9 percent from last year. Civil clearance rates increased the most from previous year, with a 14 percentage-point increase.



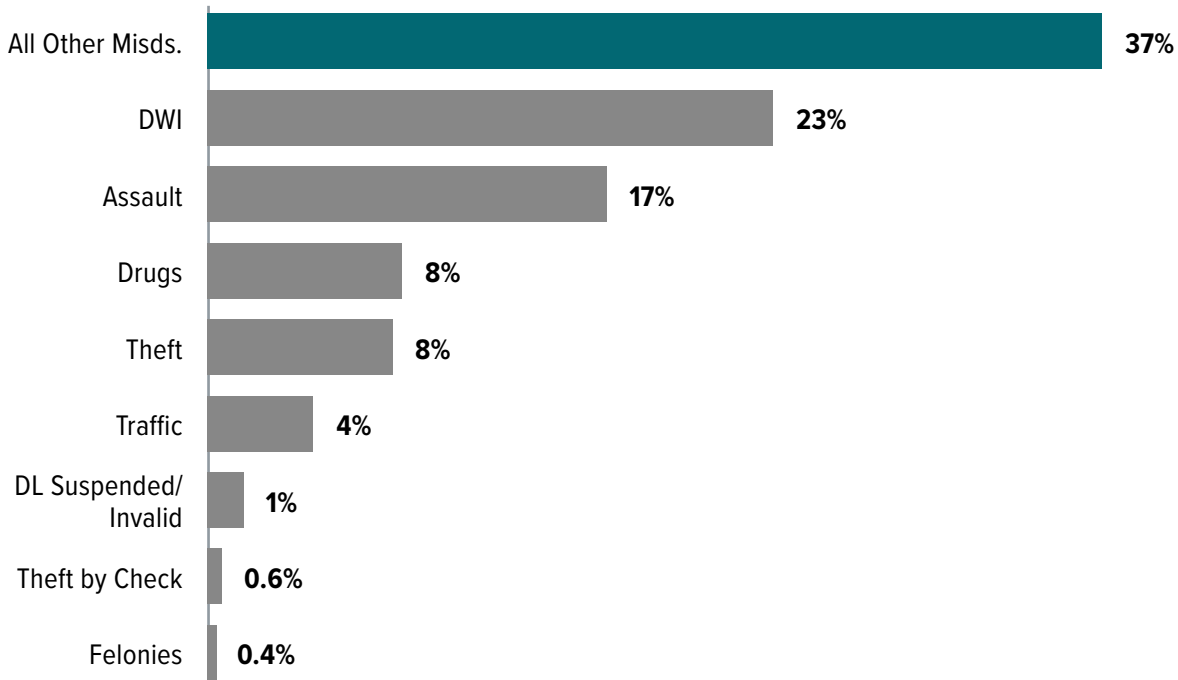
STATUTORY COUNTY COURTS

Out of almost 570,000 cases filed in statutory county courts, more than half were criminal cases, continuing the trend from last year. Civil cases increased by 2 percentage points, while probate and mental health cases decreased by 1 percentage point each.



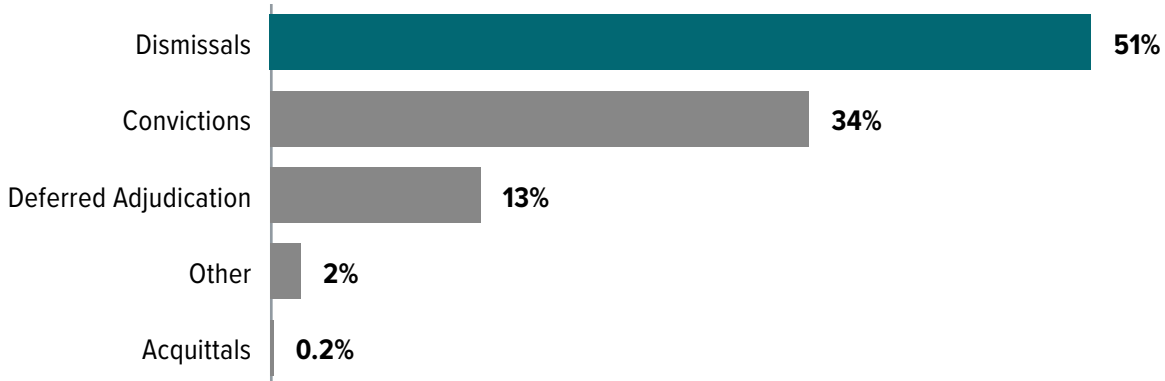
CRIMINAL CASES

“All other misdemeanor” cases accounted for over a third of the nearly 302,000 criminal cases filed.



STATUTORY COUNTY COURTS

Out of almost 312,000 criminal cases disposed, approximately half were dismissals. Dismissals increased by 1 percentage point compared to last year.

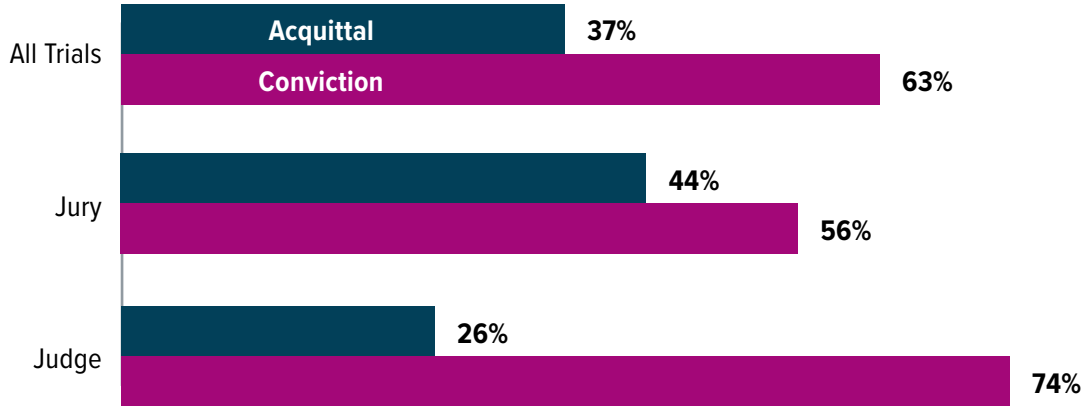


Almost all convictions resulted from a guilty or no contest plea. Trials accounted for less than 1 percent of convictions.

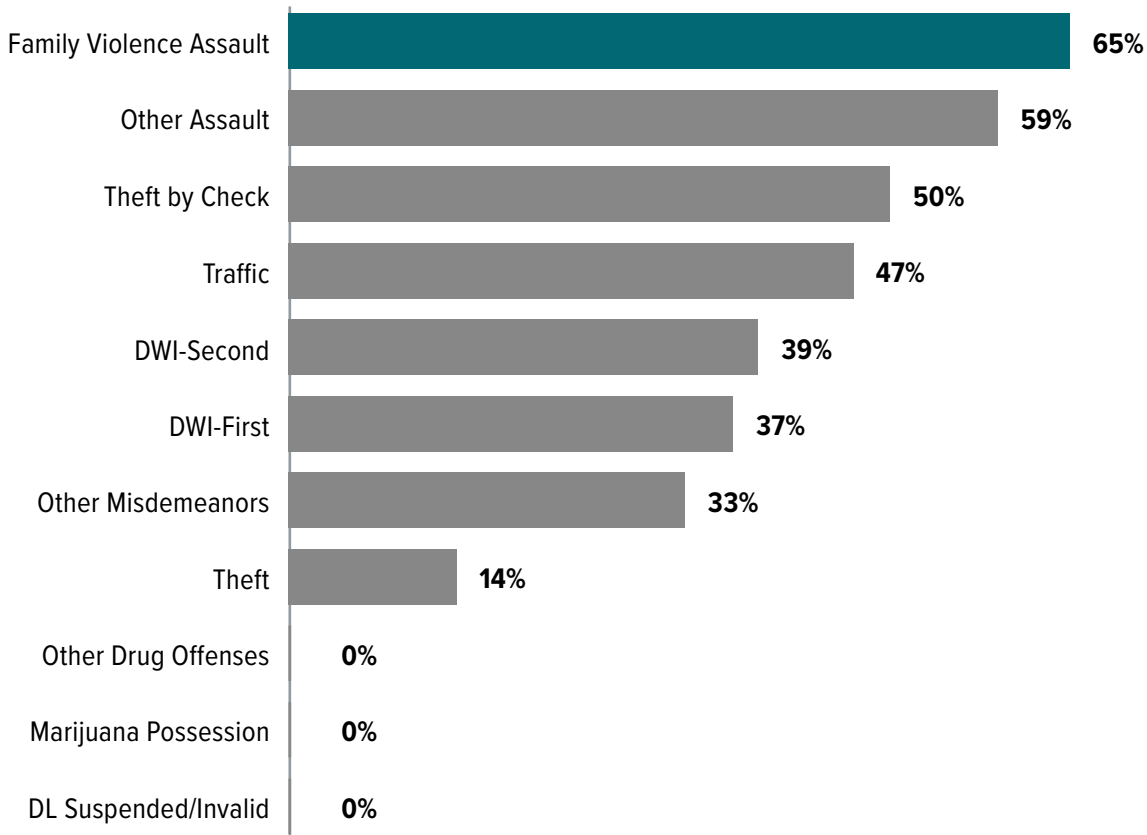


STATUTORY COUNTY COURTS

Overall, 63 percent of trials resulted in conviction, down 1 percent from last year. Defendants were more likely to be acquitted in jury trials than in a trial by judge.



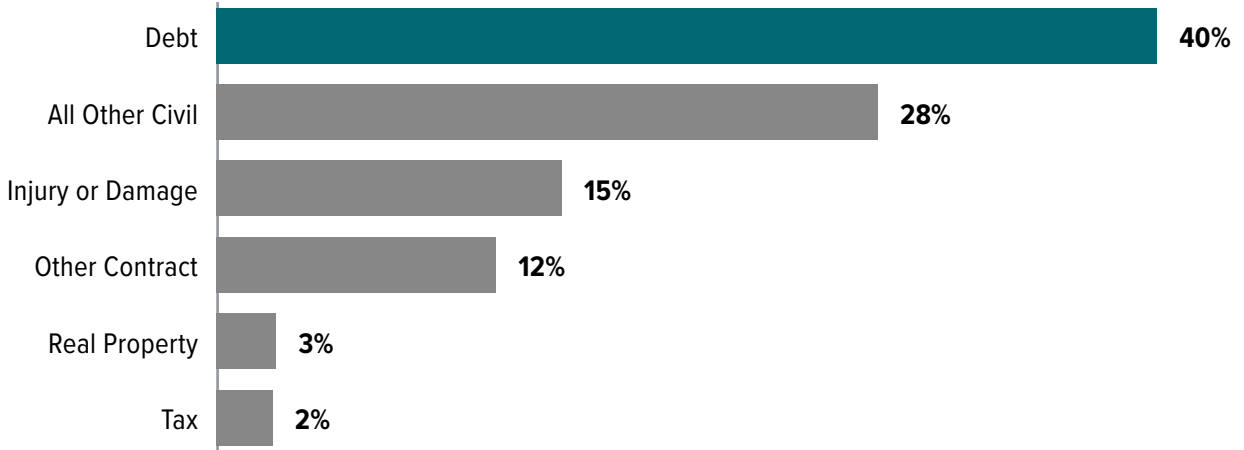
Acquittal rates by a jury were the highest in family violence cases. Cases related to drug offenses, marijuana possession, and invalid/suspended driver's licenses had a zero percent acquittal rate in 2023. Cases involving non-family ("other") assault were 10 percent less likely to end in acquittal compared to last year.



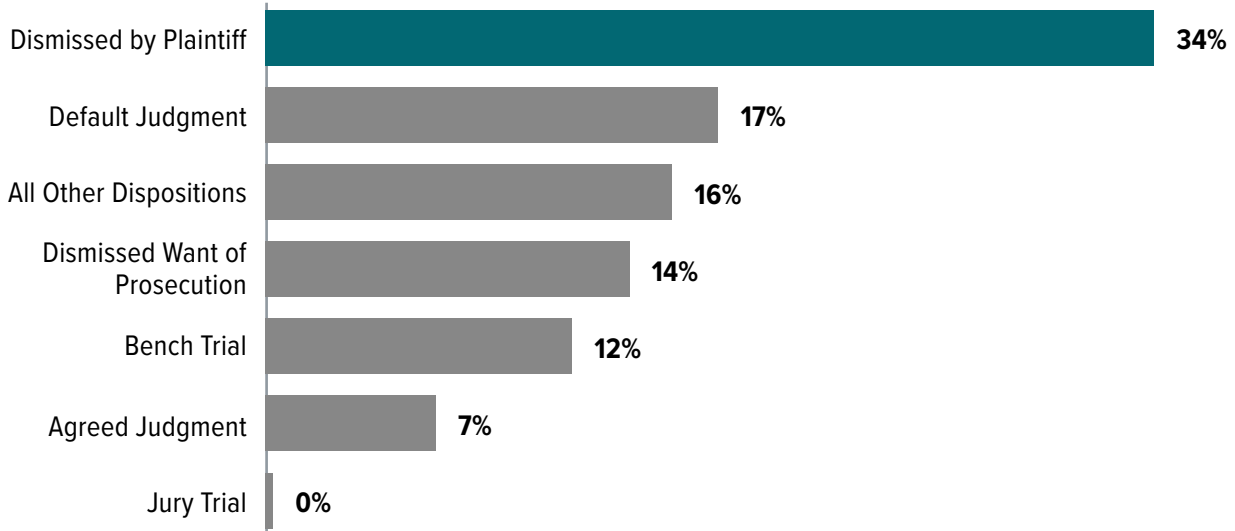
STATUTORY COUNTY COURTS

Civil Cases

Excluding civil cases related to criminal matters, 40 percent of all civil cases filed in 2023 involved debt.



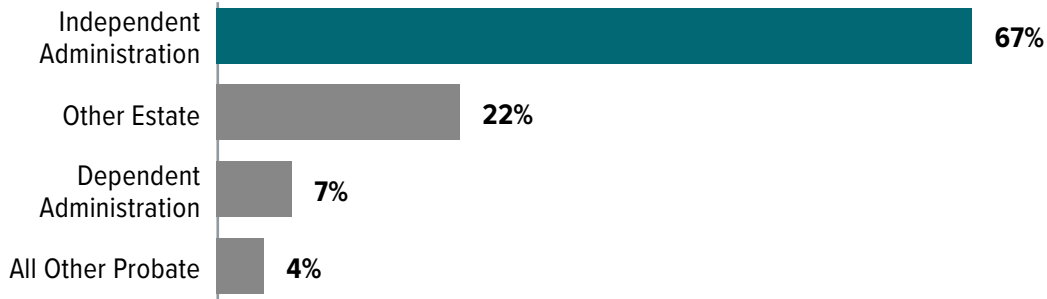
In more than 86,000 civil cases disposed, approximately one-third were dismissed by the plaintiff, and nearly one-fifth were default judgments.



STATUTORY COUNTY COURTS

Probate and Guardianship Cases

In approximately 60,000 probate cases, almost 70 percent were independent administration. Total probate cases decreased by 5 percent from the previous year.



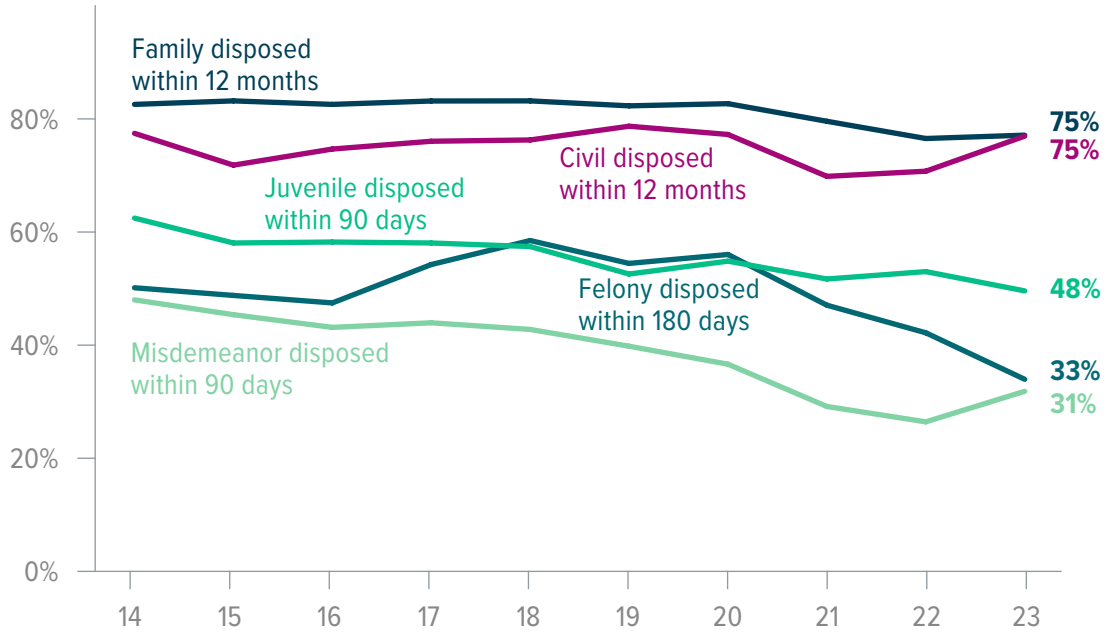
Of the 8,600 Guardianship cases filed in 2023, the vast majority were guardianship of an adult.



STATUTORY COUNTY COURTS

CASE PROCESSING TIMES

Statewide, 75 percent of civil cases were disposed of within 12 months, up 6 percentage points from last year. After a 6-year decline, the number of misdemeanor cases disposed of within 90 days increased to 31 percent, 6 percentage points more than the previous year. Felony and juvenile cases took more time to be disposed than the previous year.

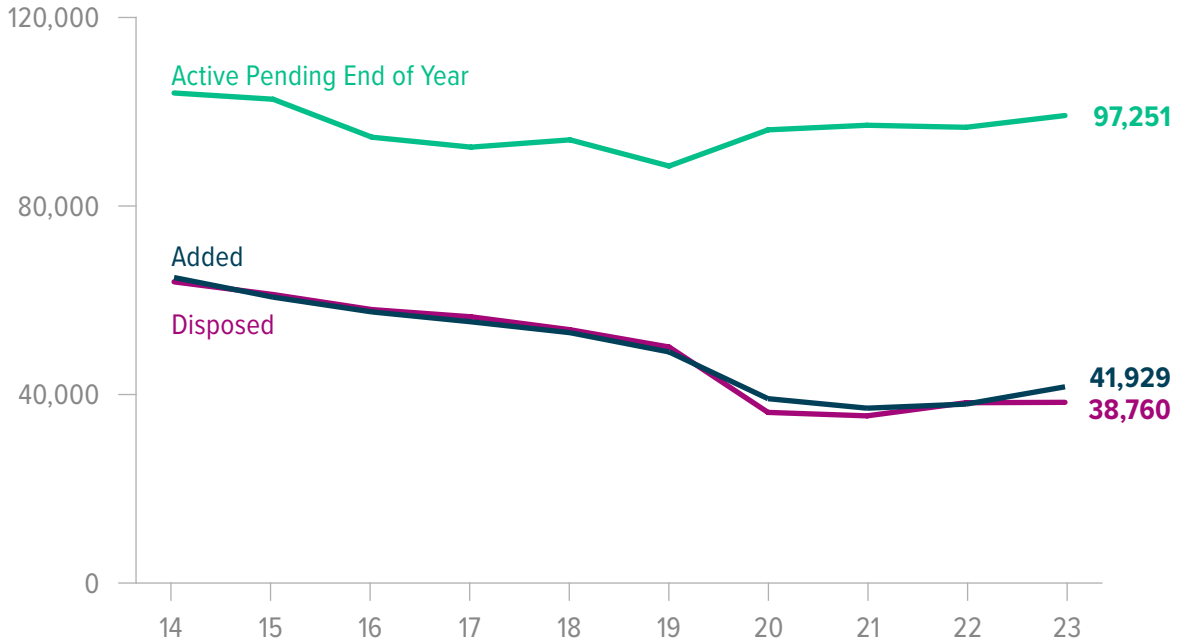


CONSTITUTIONAL COUNTY COURTS

In 2023, the county judge in 44 counties either had no judicial function or assisted only on an as-needed basis with cases filed in another court.

CASELOADS AND OUTCOMES

Filings of criminal, civil, and juvenile cases rose by 9 percent in 2023, while dispositions remained roughly the same as the year before. This resulted in a 3 percent increase in active cases pending at the end of the year.

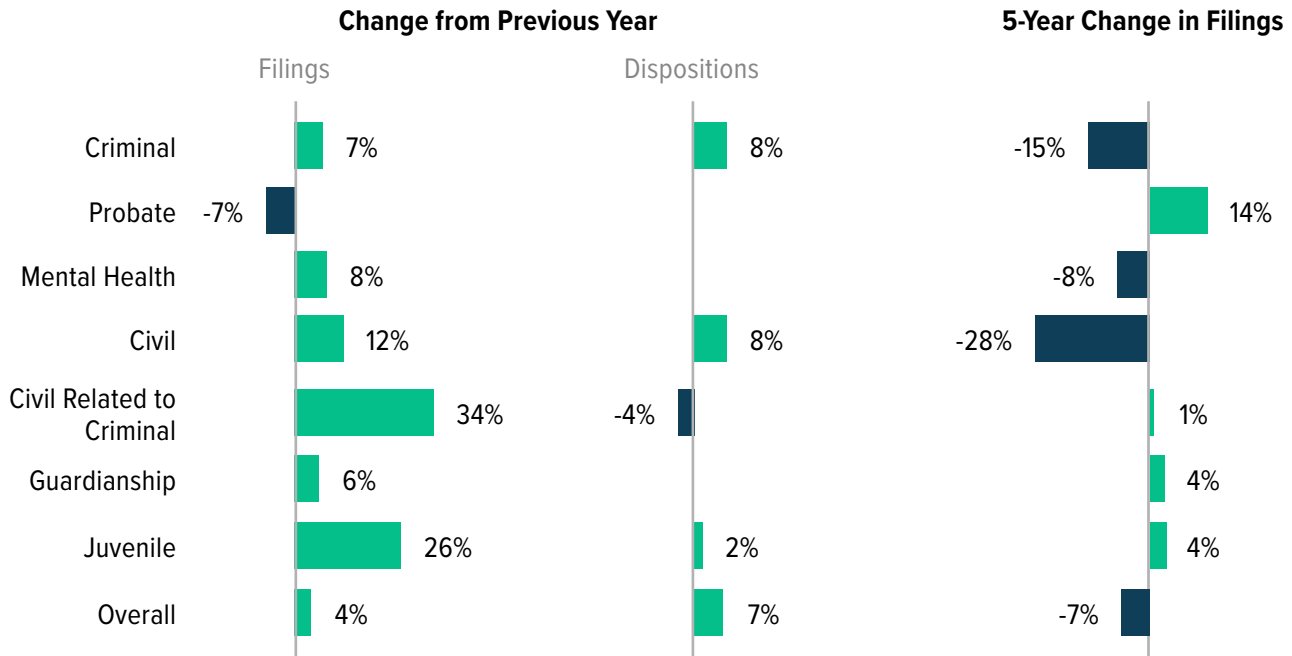


Graph data does not include probate, guardianship, and mental health cases.

CONSTITUTIONAL COUNTY COURTS

In 2023, filings increased in every case category except for probate. Dispositions also increased in every category besides civil cases related to criminal matters.

CHANGE IN CASES FILED

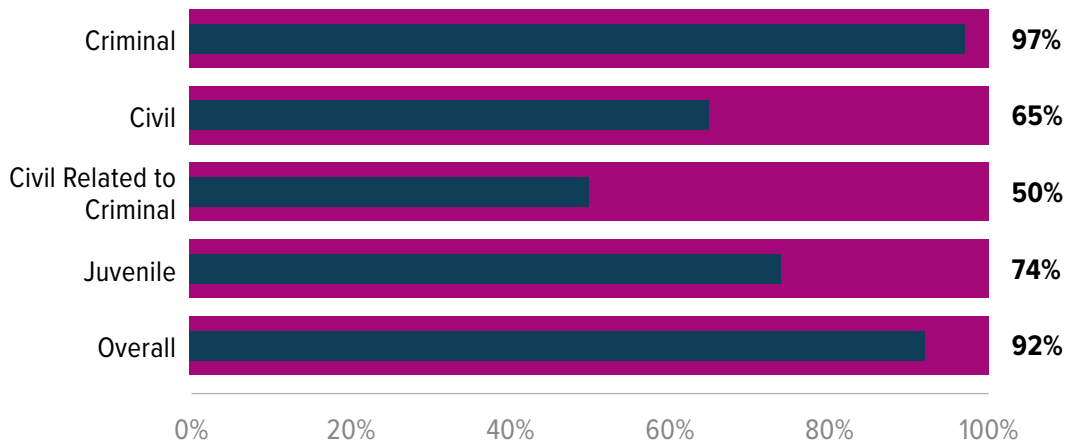


* Disposition data on probate and guardianship cases are not collected.

Though probate cases dropped for the first time since 2019, probate filings continued a higher long-term trend, along with modest increases in guardianship and juvenile cases. Civil and criminal filings, on the other hand, dropped significantly since 2019.

CLEARANCE RATES

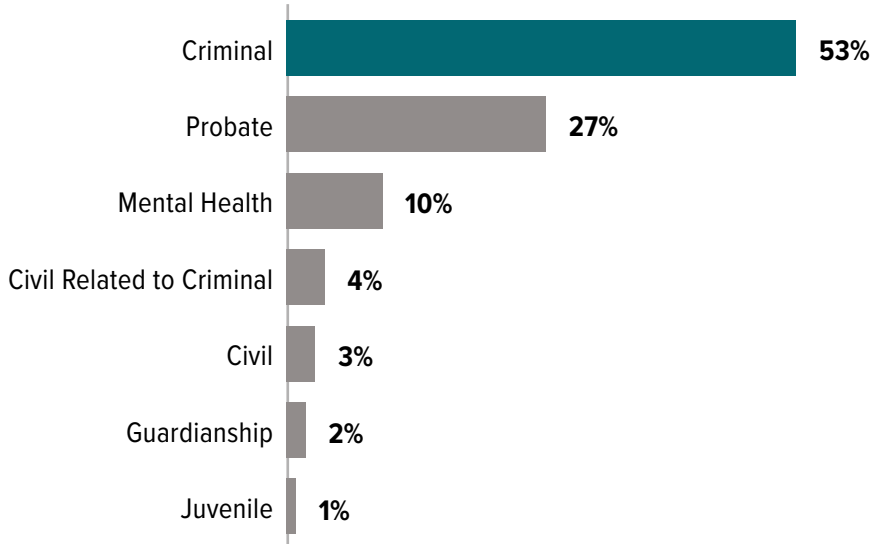
Clearance rates dropped for all case types in 2023, bringing the overall clearance rate down from 101 percent to 92 percent. Though the number of dispositions increased slightly in 2023, it was not enough to balance the significant increase in new case filings over 2022. Civil cases related to criminal matters saw the most significant decrease in clearance rates, dropping from 72 percent to 50 percent.



CONSTITUTIONAL COUNTY COURTS

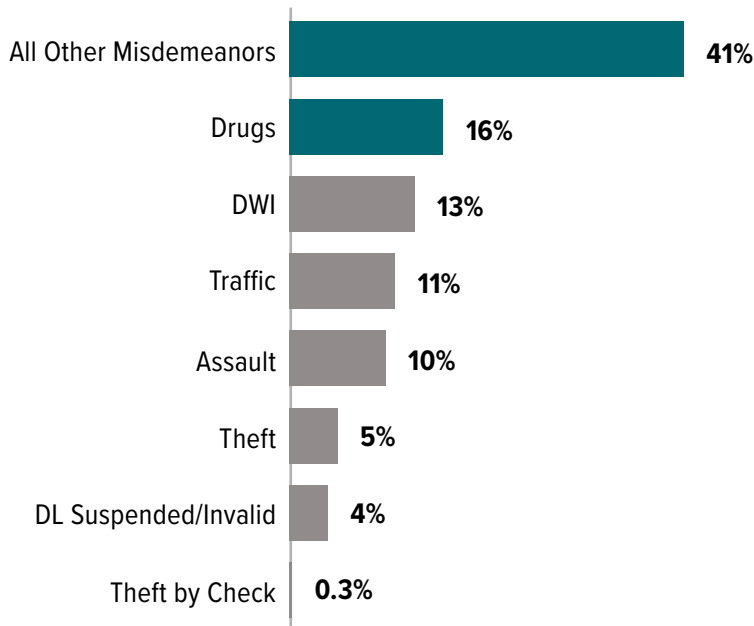
NEW CASE FILINGS

The majority of the nearly 69,000 cases filed in constitutional county courts were criminal cases.



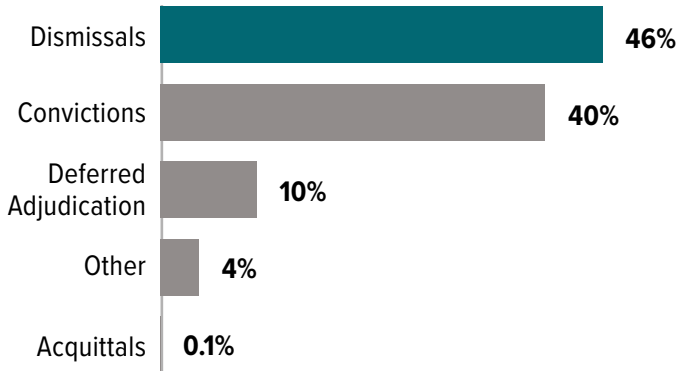
Criminal Cases

“All other misdemeanor” cases accounted for 41 percent of the more than 36,000 misdemeanor cases filed. Of the more specific case types, drug cases came in first at 16 percent, followed by DWI, traffic, and assault cases.



CONSTITUTIONAL COUNTY COURTS

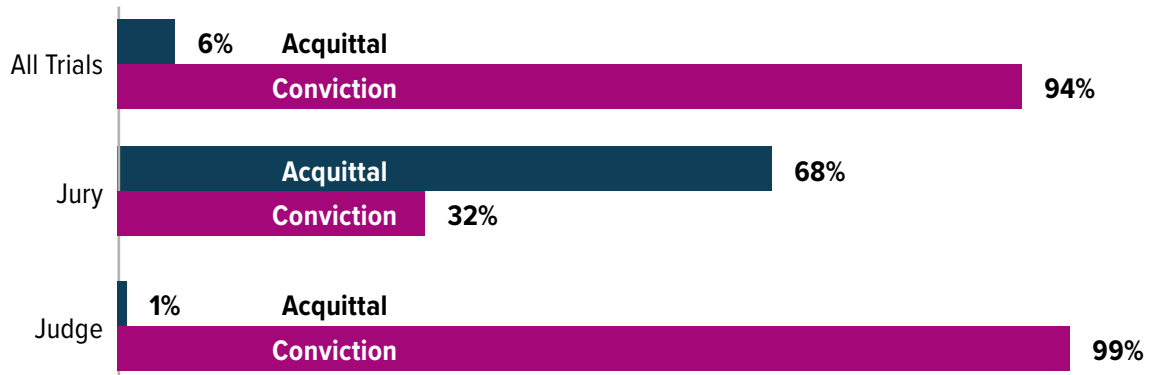
Forty-six percent of criminal cases were dismissed in 2023 (excluding motions to revoke probation or community supervision). This was down slightly from the 2020-2022 highs of 48-49 percent but still above the previous decade's average of 42 percent. Conviction rates, which had dropped to 34-36 percent in 2020-2021, returned to the prior decade's average rate of 40 percent.



Most convictions resulted from a guilty or no contest plea.

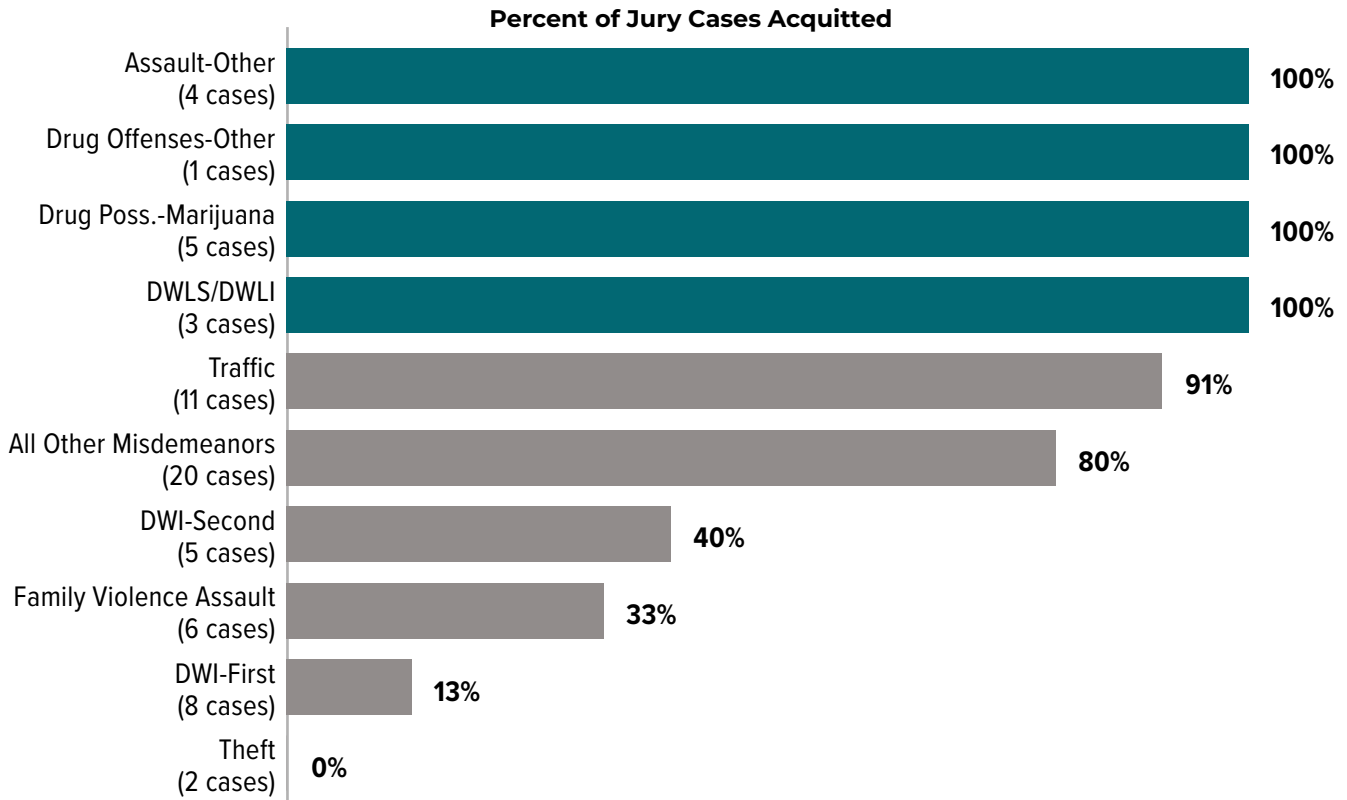


More than two-thirds of jury trials resulted in acquittal, while nearly all trials by judge resulted in conviction.



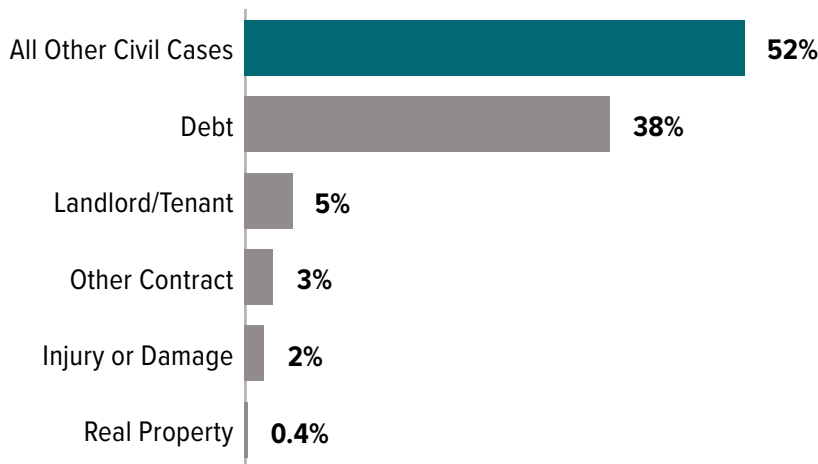
CONSTITUTIONAL COUNTY COURTS

2023 saw the highest jury acquittal rates in constitutional county courts in more than 10 years. All non-family violence assault, drug-related cases, and DWLS/DWLI cases, and nearly all traffic and other misdemeanor cases resulted in acquittal. Acquittal rates for DWI, family violence assault and theft were significantly lower.



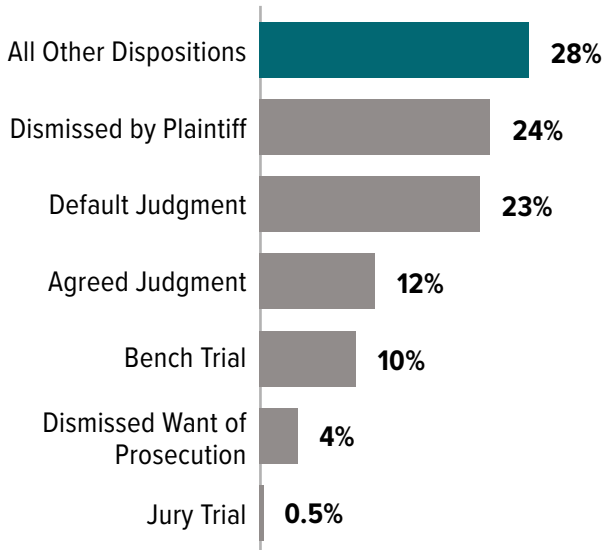
Civil Cases

Excluding the roughly 2,600 civil cases related to criminal matters (i.e., bond forfeiture, occupational license, and nondisclosure), over half of the more than 2,000 civil case filings remaining were classified as Other Civil. Debt cases accounted for most of the remaining half at 38 percent of the overall caseload.



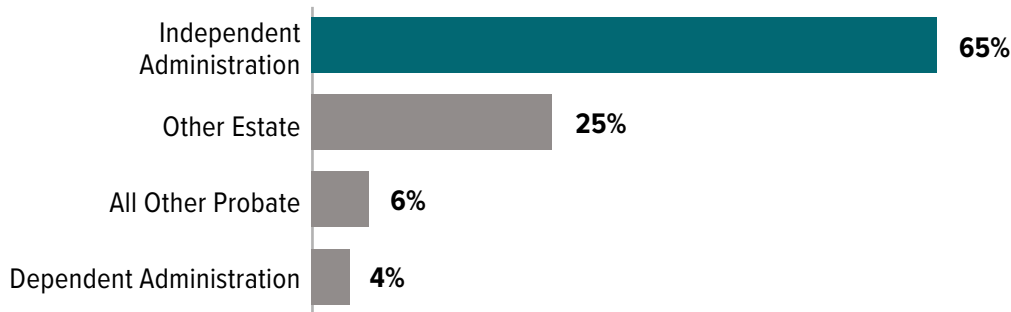
CONSTITUTIONAL COUNTY COURTS

Excluding civil cases related to criminal matters, over a quarter of 2023 civil cases disposed were reported under “all other dispositions,” a catch-all category. Just under a quarter of civil cases were dismissed by the plaintiff, while another 23 percent resulted in a default judgment. Only half of 1 percent of cases proceeded to a jury trial.



Probate and Guardianship Cases

Nearly two-thirds of approximately 19,000 probate cases filed in 2023 were estate cases involving an application for independent administration. The proportions for each case type remained largely consistent across the previous five-year period.



CONSTITUTIONAL COUNTY COURTS

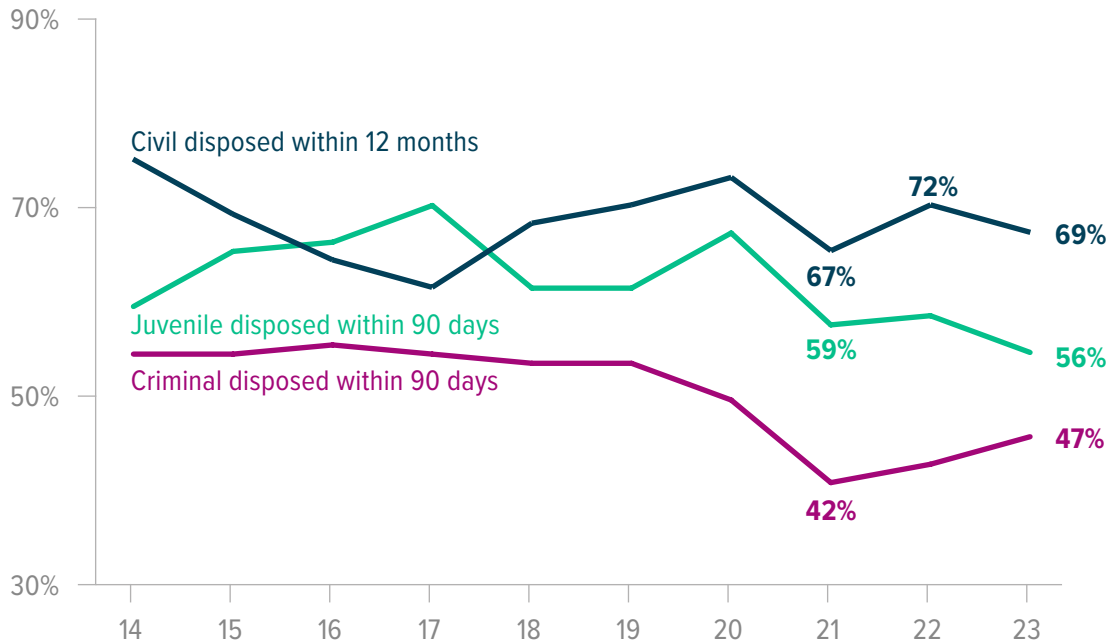
Nearly 90 percent of the more than 1,500 guardianship cases filed related to a guardianship of an adult.



CASE PROCESSING TIMES

Case processing times for criminal cases continued to improve, with the percentage of misdemeanor cases disposed within 90 days up 5 percentage points from the low in 2021. Civil cases disposed within 12 months and juvenile cases disposed within 90 days showed improvement in 2022 but dropped in 2023.

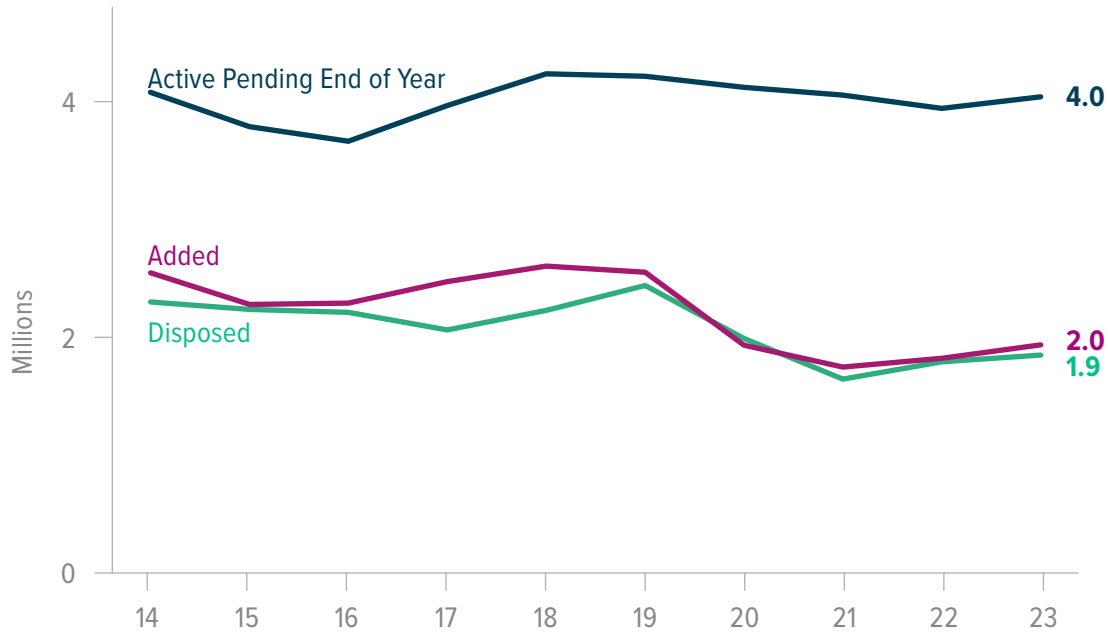
Though the percentage of juvenile cases processed within 90 days dropped by 4 percent from 2022, the actual number of cases disposed within that time increased for the first time since 2017.



JUSTICE COURTS

CASELOAD AND OUTCOMES

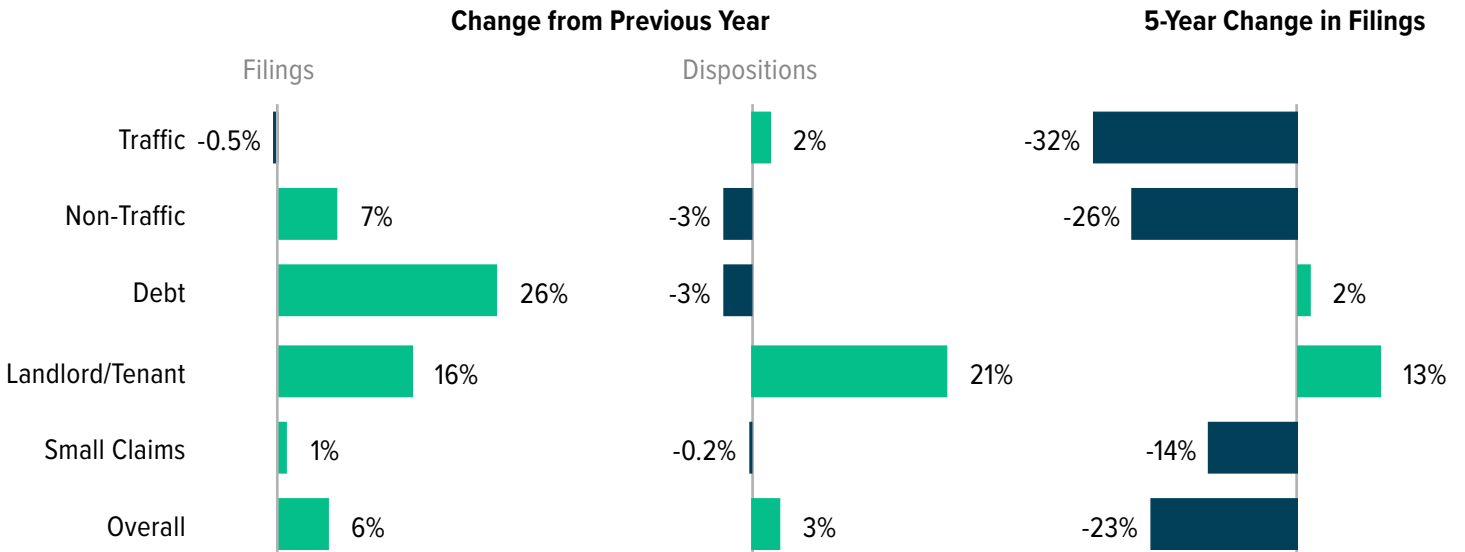
Filings, dispositions, and active pending cases increased compared to the previous year. A larger increase in the number of cases added (6 percent) compared to a smaller increase in the number of cases disposed (3 percent) resulted in a 2 percent increase in the number of active pending cases at the end of the year.



CHANGE IN CASES FILED

In 2023, filings increased in every category except for traffic cases, which decreased by only one-half of 1 percent. The largest increase in filings was seen in cases involving debt and landlord/tenants. While dispositions increased by 3 percent overall, the most significant growth in dispositions occurred in landlord/tenant cases.

Despite the increase in 2023, the number of cases filed was almost 25 percent lower compared to what was reported five years ago.

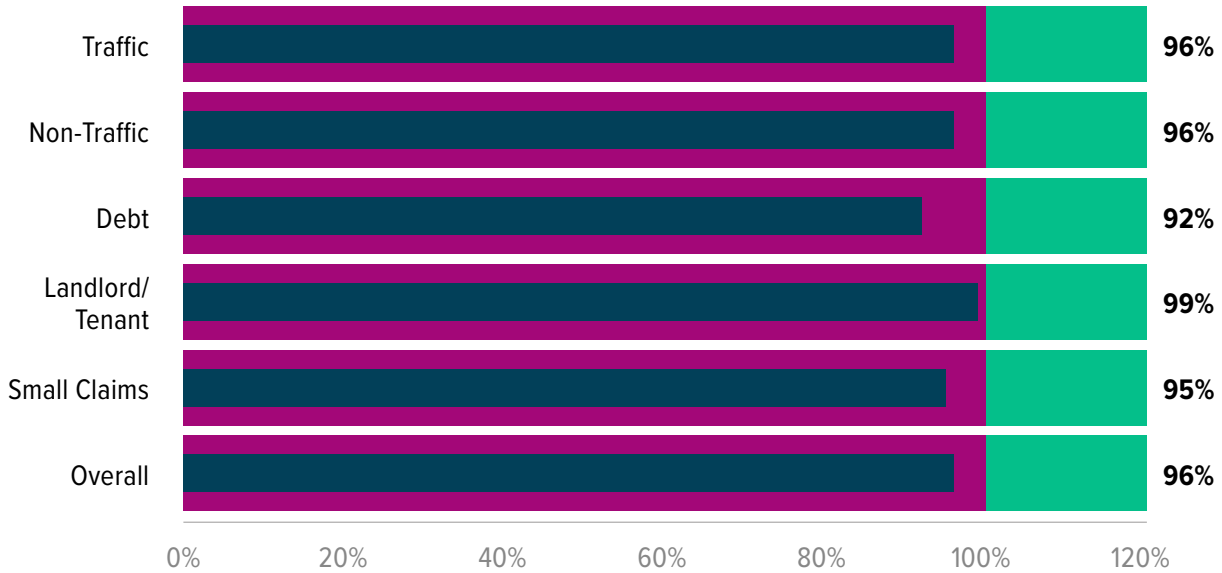


JUSTICE COURTS

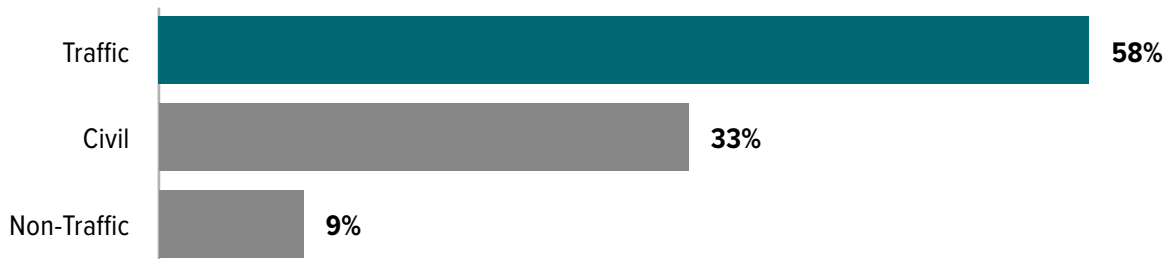
CLEARANCE RATES

Overall, clearance rates in 2023 were 96 percent, down from 99 percent in 2022. Landlord/tenant cases had the highest clearance rate (up from 95 percent in 2022), followed by traffic and non-traffic cases.

The lowest clearance rates were in debt cases, which decreased by 28 percentage points compared to the previous year due to a 26 percent spike in filings and a 3 percent decrease in dispositions.




Of the more than 2 million cases filed in the justice courts, the majority were traffic-related misdemeanors.



JUSTICE COURTS

Criminal Cases

In 2023, the vast majority of the approximately 1.35 million criminal cases filed involved violations of state traffic laws.




Traffic Cases

Almost half of all traffic cases were dismissed, while most of the remaining cases resulted in a conviction. Only 0.1 percent of cases resulted in an acquittal.

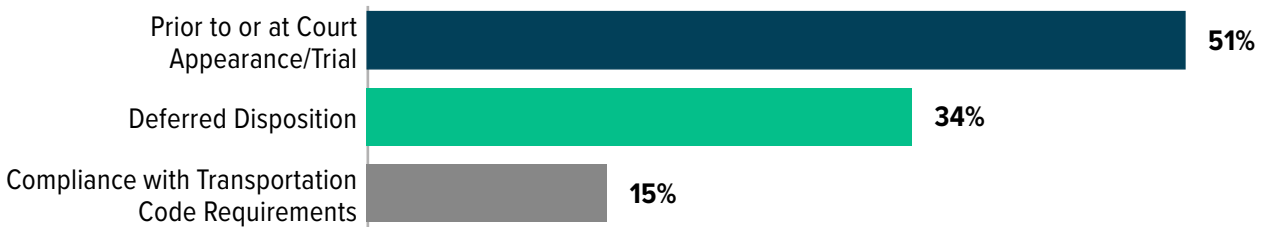


JUSTICE COURTS

Most convictions were the result of an uncontested guilty or guilty/no contest plea being entered prior to a court appearance or trial. Only 3 percent were the result of a hearing/trial by judge or jury.



Just over half of all dismissals occurred prior to or at the defendant's court appearance or trial. Over one-third of dismissals were granted after the defendant completed deferred disposition requirements, while the remaining dismissals were due to Transportation Code compliance.




JUSTICE COURTS

Non-Traffic Cases

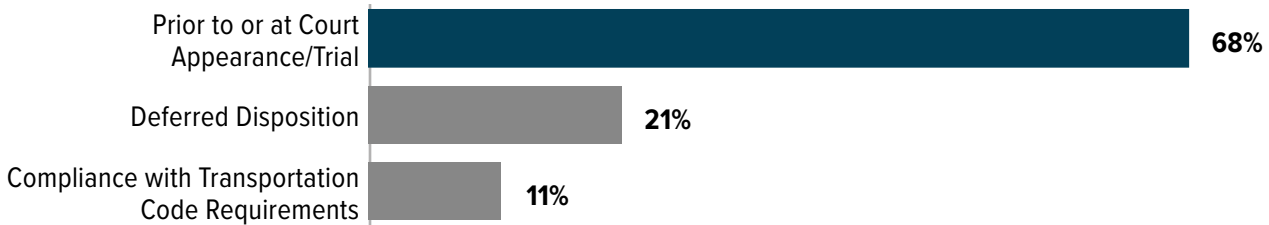
Most non-traffic misdemeanors resulted in a conviction or a dismissal.



Most convictions were the result of an uncontested guilty or guilty/no contest plea being entered prior to a court appearance or trial. Fewer than 3 percent were the result of a hearing/trial by judge or jury.



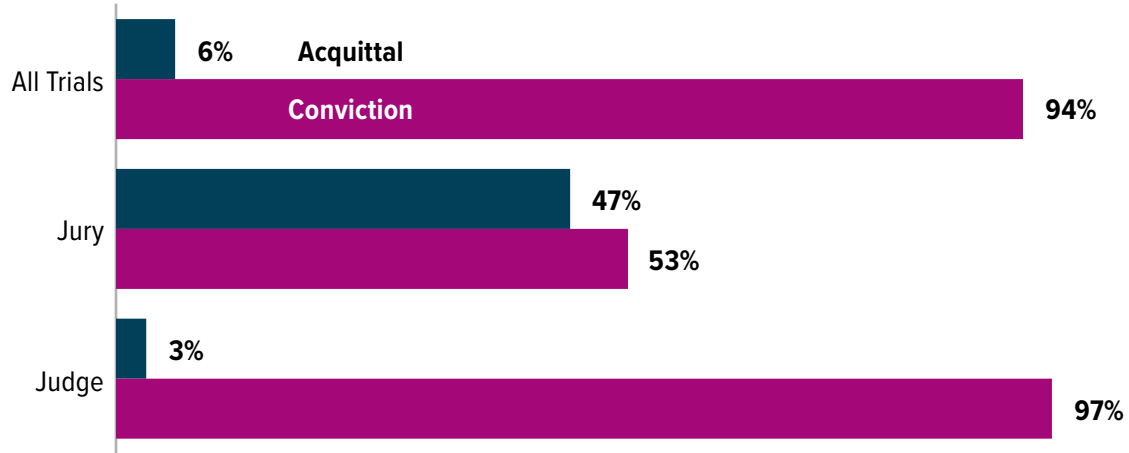
Almost 70 percent of all non-traffic dismissals occurred prior to or at the defendant's court appearance or trial.



JUSTICE COURTS

Trials

Of the nearly 20,000 cases that went to trial, the vast majority ended in a conviction. However, an acquittal was more likely in cases tried by jury.



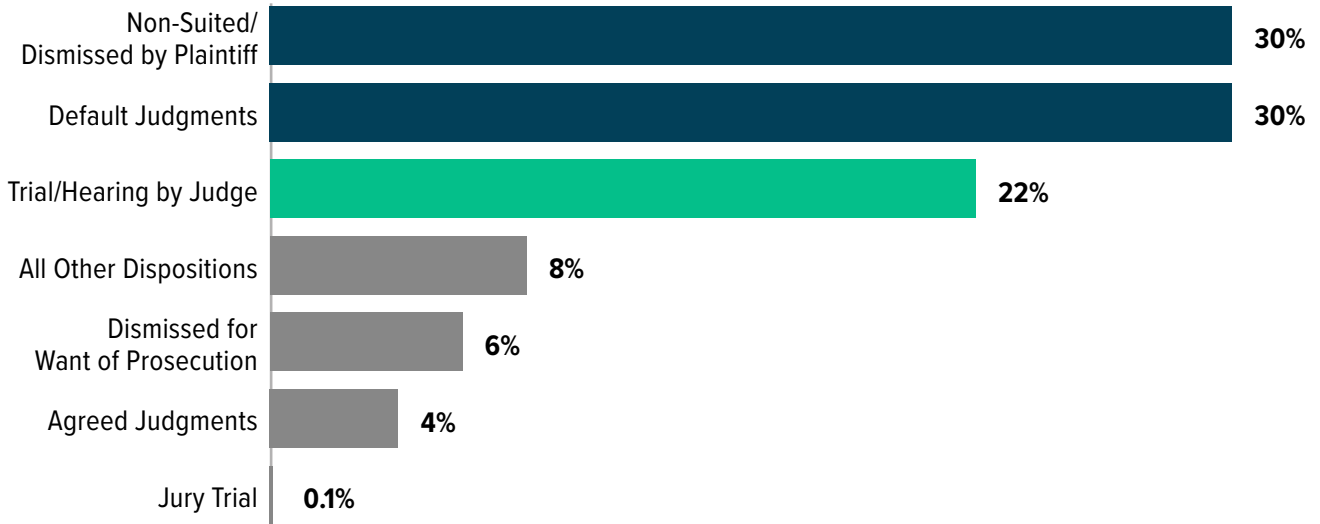
JUSTICE COURTS

Civil Cases

Landlord/tenant cases and debt cases accounted for an equal share of the civil caseload, followed by small claims.



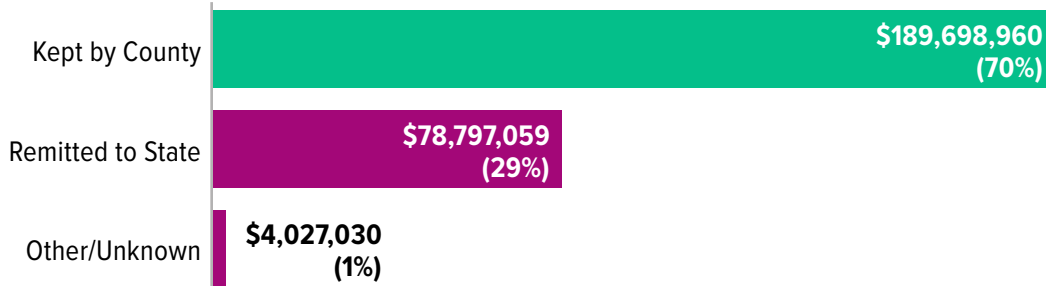
Civil cases were most often disposed of due to a dismissal by the plaintiff or a default judgment, followed by a trial or hearing by judge.



JUSTICE COURTS

SATISFACTION OF LEGAL FINANCIAL OBLIGATIONS

Approximately \$273 million in fines and court costs were collected by justice courts in 2023, the majority of which was retained by the counties.

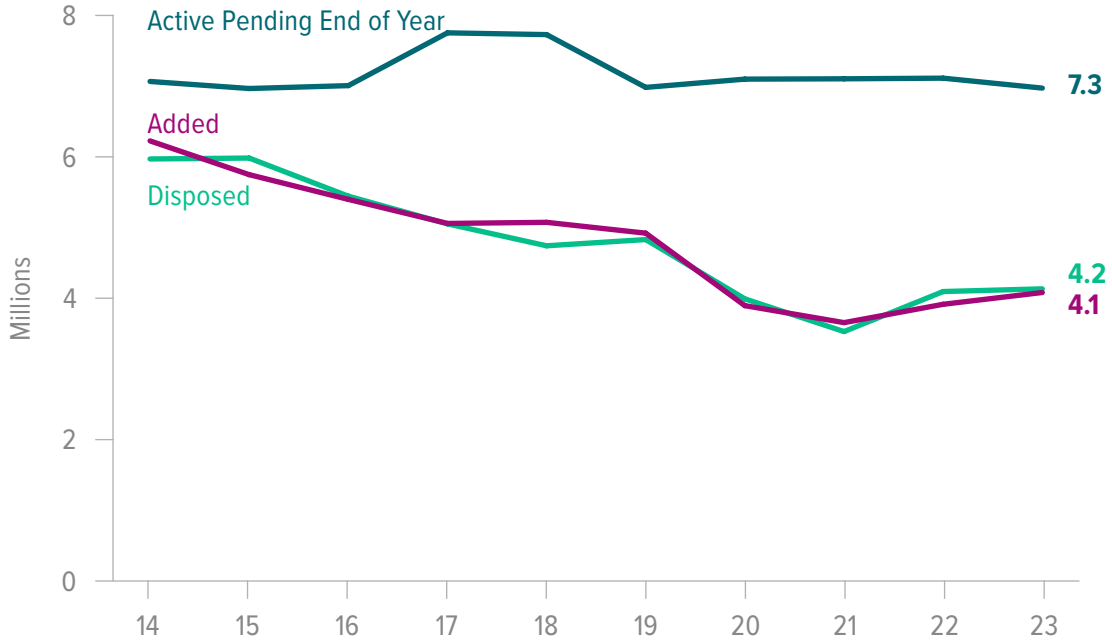


In 2023, satisfaction of fines and court costs by methods other than payment were reported in approximately 136,000 cases. Of those, more than 80 percent of the defendant’s legal financial obligations were partially or fully satisfied by jail time served (an increase of 15 percentage points from the previous year). More than 10 percent of fines and court costs were waived for indigency, while the remaining cases were satisfied through community service.



MUNICIPAL COURTS

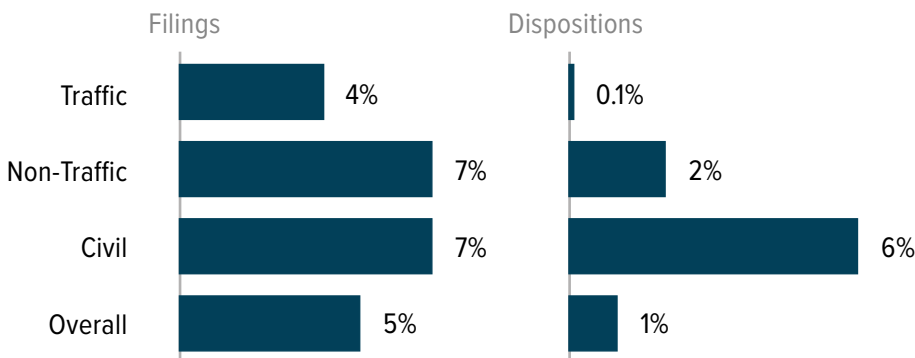
Filings rose 5 percent in 2023, while dispositions remained steady. The number of active pending cases decreased by 2 percent as dispositions continued to exceed filings.



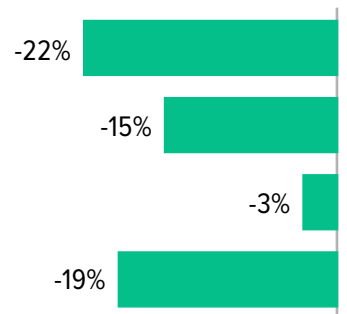
CHANGE IN CASES FILED

While increases occurred in all case categories in 2023, filings remained substantially lower compared to 2019 levels.

Change from Previous Year




5-Year Change in Filings



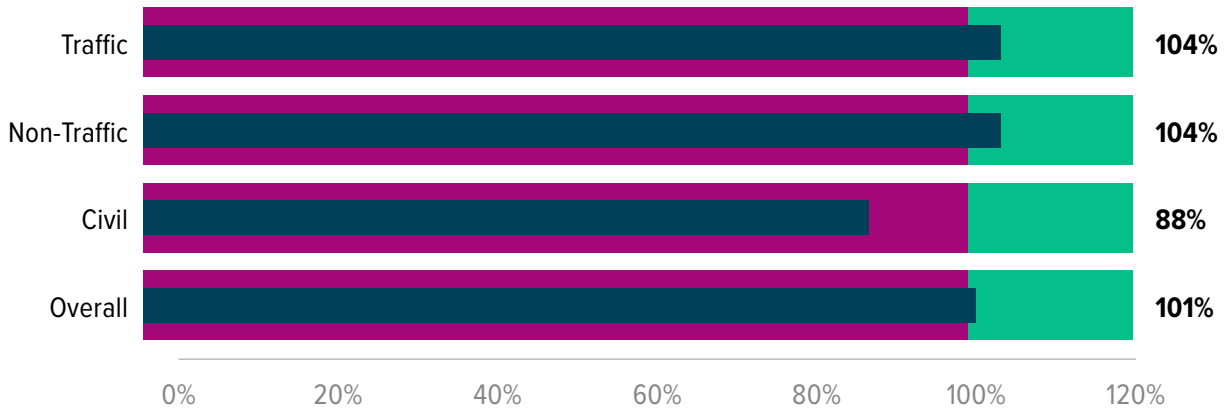
MUNICIPAL COURTS

The majority of the roughly 4 million cases filed in municipal courts were traffic misdemeanor cases.




CLEARANCE RATES

Clearance rates in traffic and non-traffic misdemeanor cases exceeded 100 percent, while civil cases trailed behind at 88 percent.



Criminal Cases

A large majority of the more than 3.5 million criminal case filings involved violations of state traffic laws.



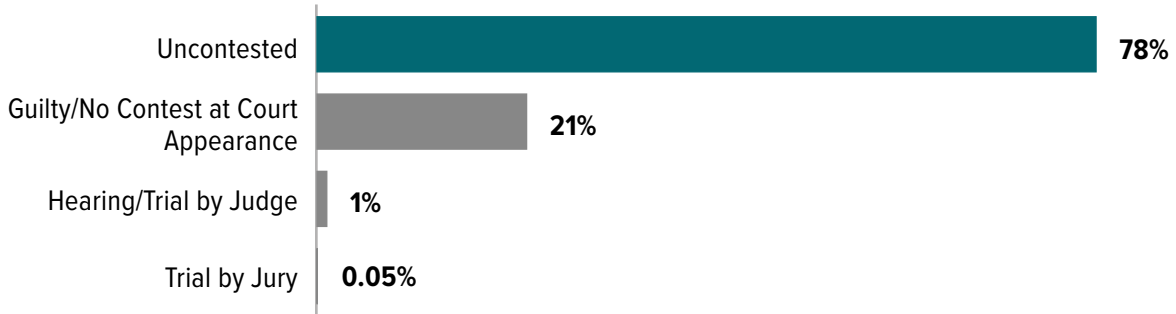
MUNICIPAL COURTS

Traffic Cases

Nearly half of traffic cases resulted in a conviction, and most of the remaining cases were dismissed.



In 2023, 78 percent of convictions were the result of an uncontested guilty or no contest plea, or payment of a fine without a plea being entered, prior to a court appearance or trial.



More than 40 percent of dismissals occurred after the defendant completed the requirements of deferred disposition, while 38 percent occurred prior to or during a court appearance or trial.



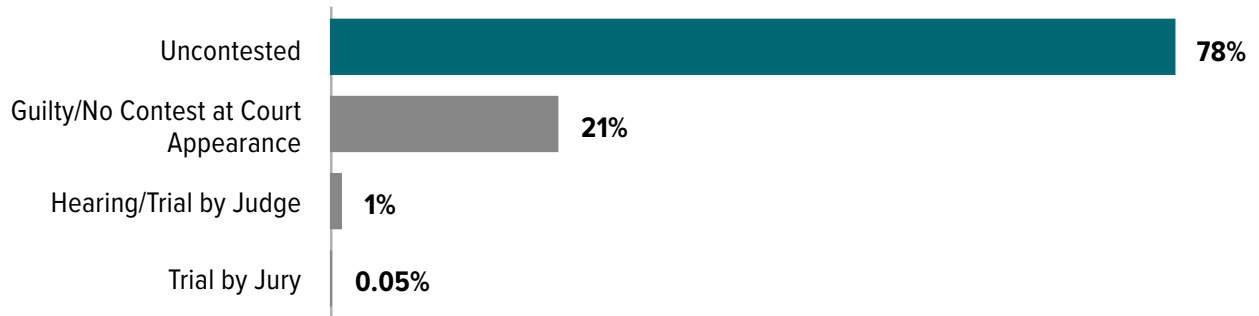
MUNICIPAL COURTS

Non-Traffic Cases

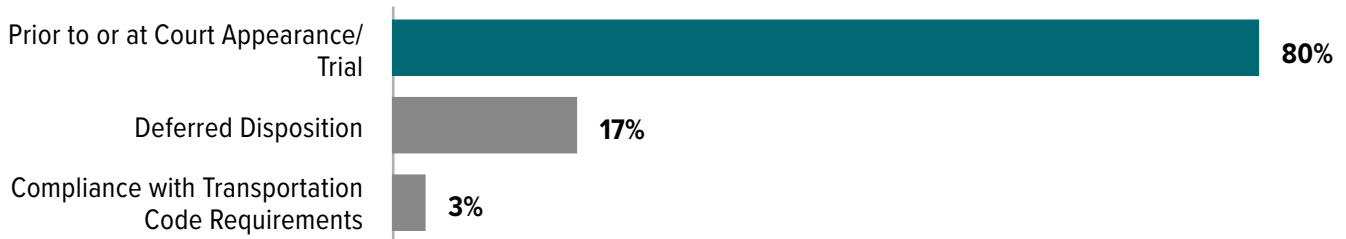
Half of all non-traffic cases resulted in dismissal, and more than 40 percent resulted in conviction.



More than three-quarters of convictions were the result of an uncontested guilty or no contest plea or payment of a fine without a plea being entered prior to a court appearance or trial.



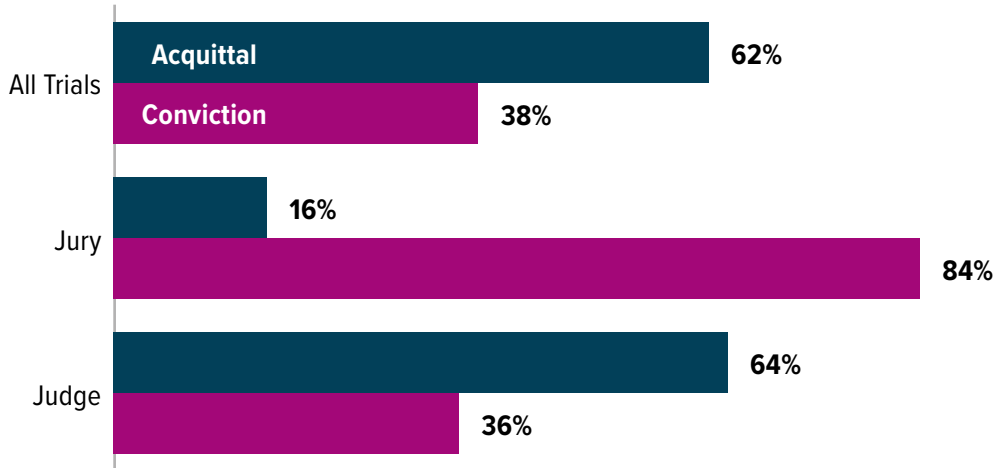
Most dismissals occurred prior to or at the defendant's court appearance or trial.



MUNICIPAL COURTS

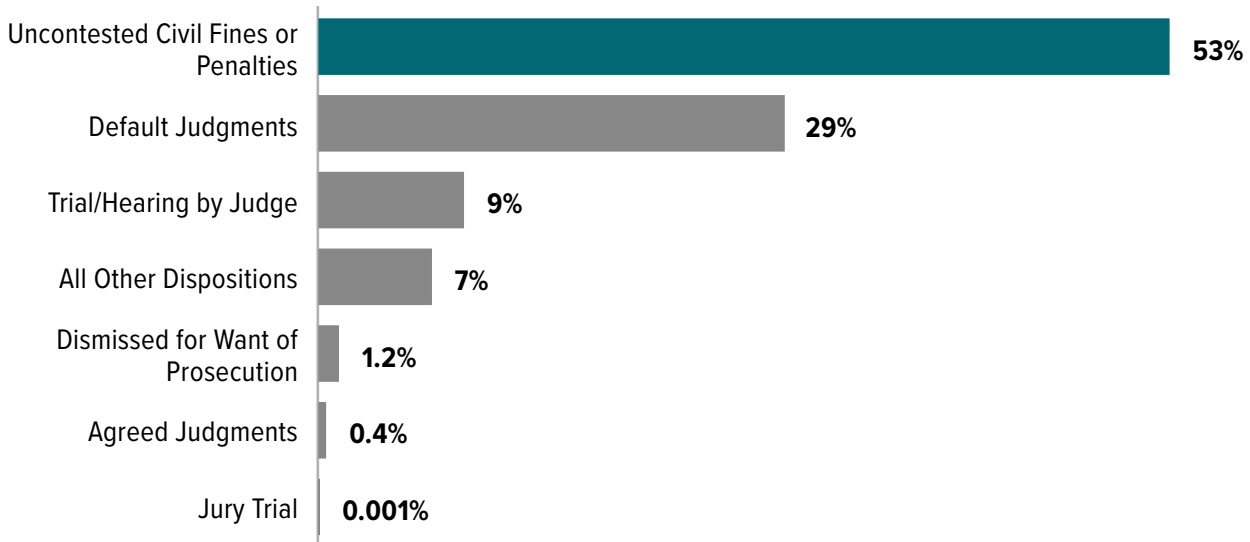
Trials

More than 60 percent of all trials resulted in acquittal. The conviction rate was substantially higher in jury trials compared to trials before a judge.



Civil / Administrative Cases

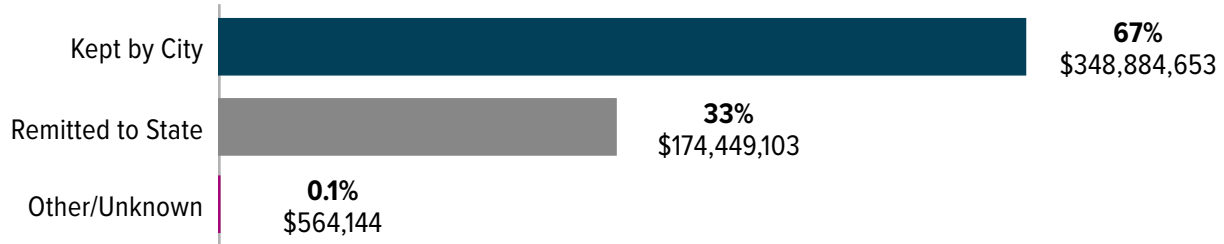
Most civil/administrative cases were disposed of by uncontested payment of a civil fine or penalty before a hearing or trial.



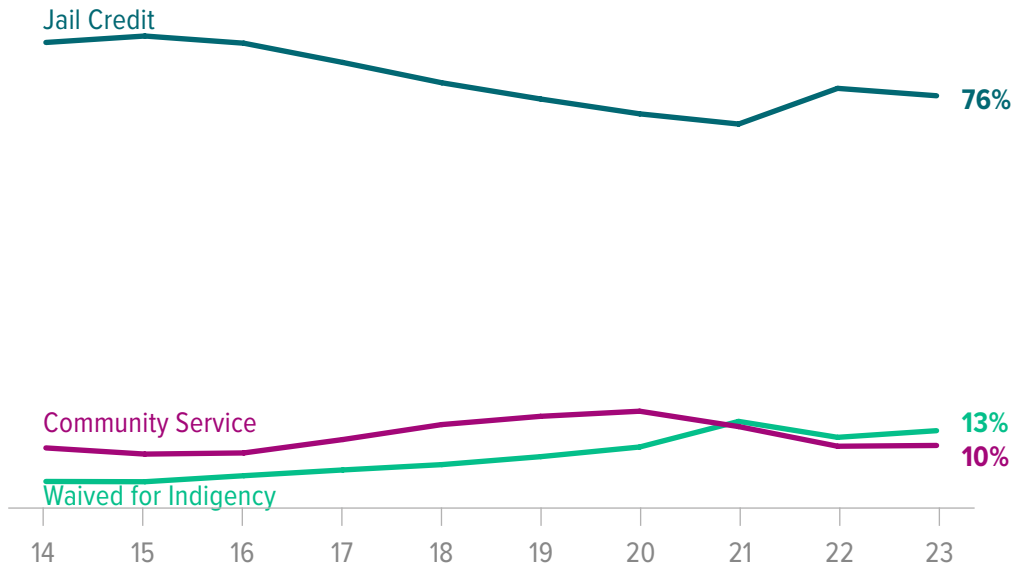
MUNICIPAL COURTS

SATISFACTION OF LEGAL FINANCIAL OBLIGATIONS

In 2023, municipal courts collected nearly \$524 million in fines and court costs, an increase of 1 percent from the previous year. Two-thirds of the collected amount was retained by the cities.

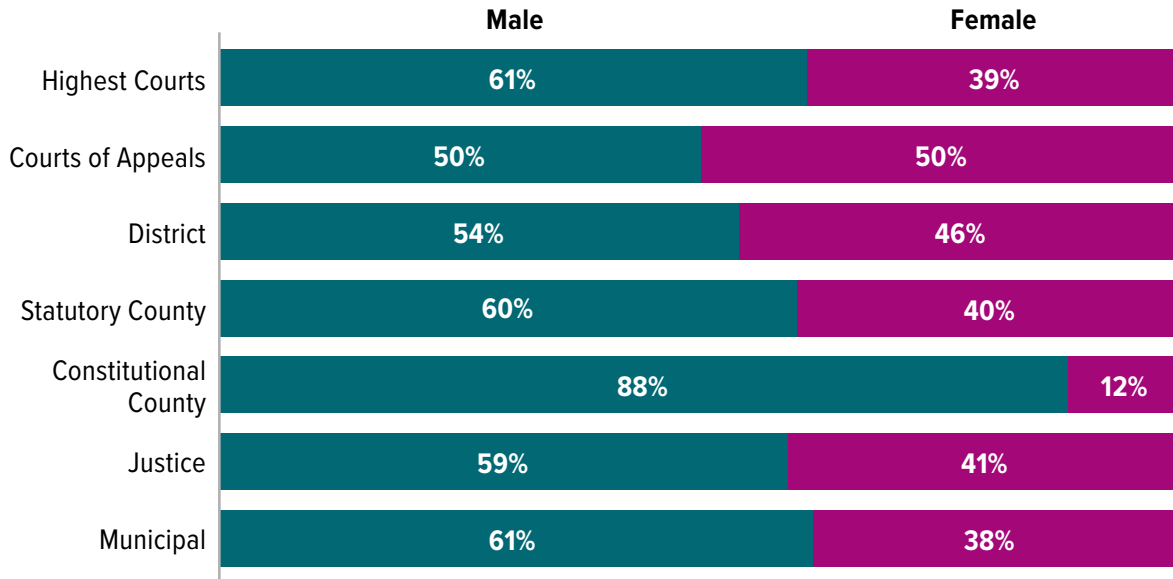


Satisfaction of fines and court costs by methods other than payment were reported in approximately 320,000 cases. In 76 percent of those cases, courts reported that credit for jail time served partially or fully satisfied the defendant's legal financial obligations, down from 78 percent in 2022. The percentage of cases partially or fully satisfied by community service increased slightly while cases partially or fully satisfied by waivers for indigency increased by 12 percent.

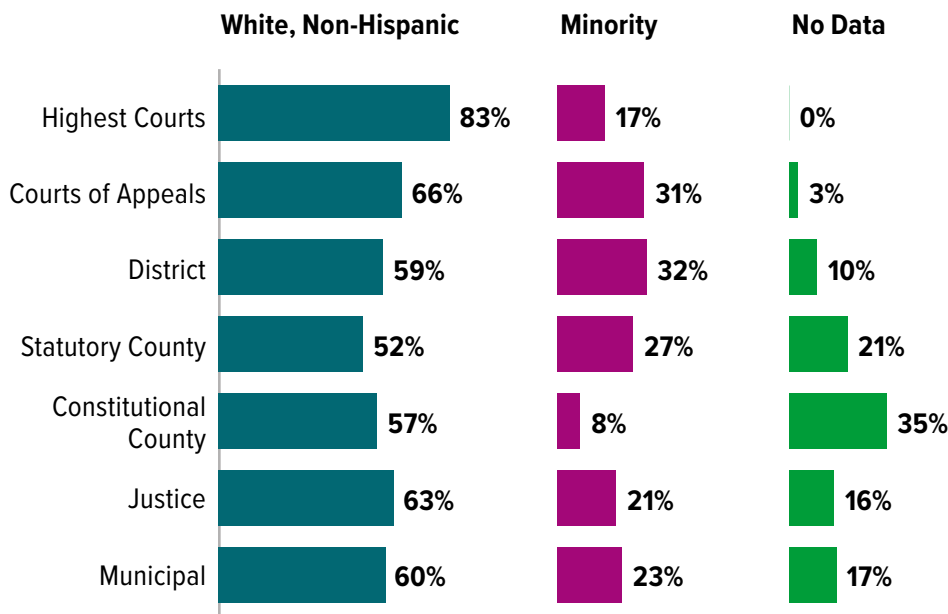


PROFILE OF APPELLATE AND TRIAL COURT JUDGES

As of September 1, 2023, 61 percent of judges were male. The percentage of female judges was highest in the intermediate courts of appeals (50 percent) and far below average in constitutional county courts (12 percent).

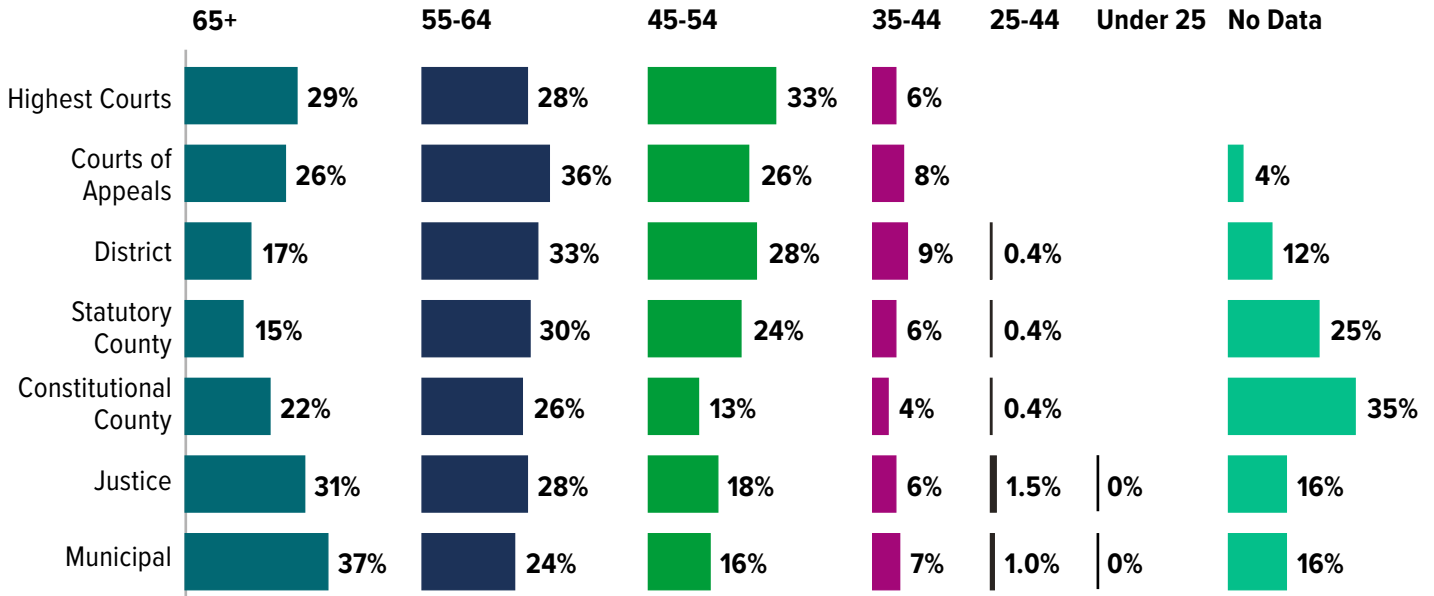


Almost one-quarter of judges identified with a minority ethnic group. The Courts of Appeals and District courts had the highest percentages of judges who identified with a minority group.

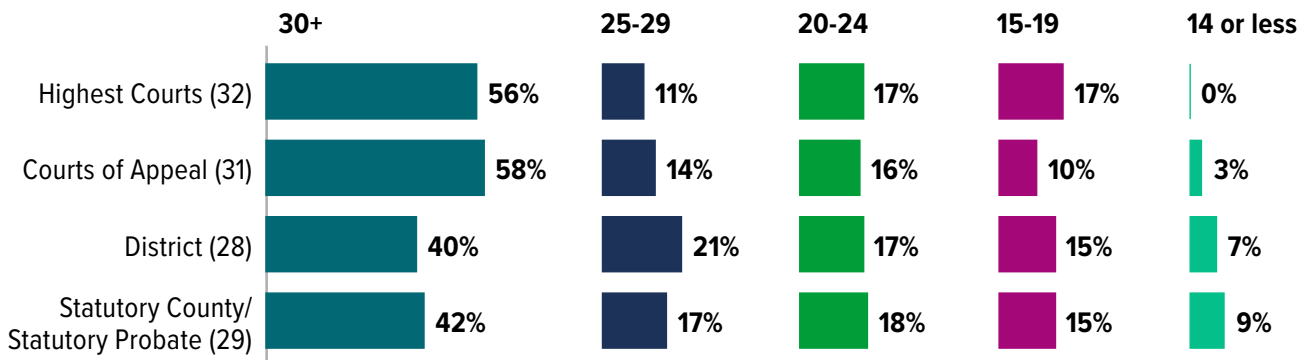


PROFILE OF APPELLATE AND TRIAL COURT JUDGES

Overall, 56 percent of judges were 55 or older and 29 percent were 65 or older.



Approximately 80 percent of the judges who are required to be lawyers had 20 years or more of experience as a Texas attorney, and 41 percent had 30 years or more.

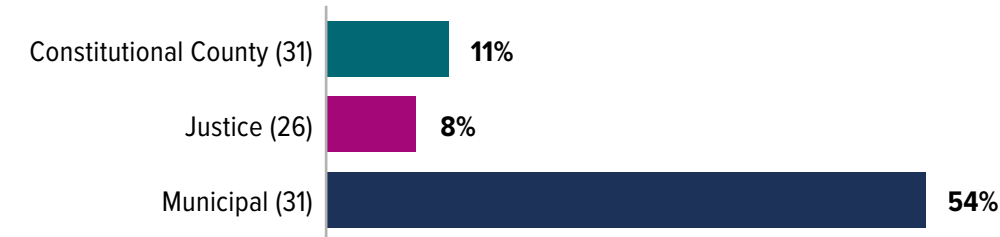


Average experience as attorney in parentheses

PROFILE OF APPELLATE AND TRIAL COURT JUDGES

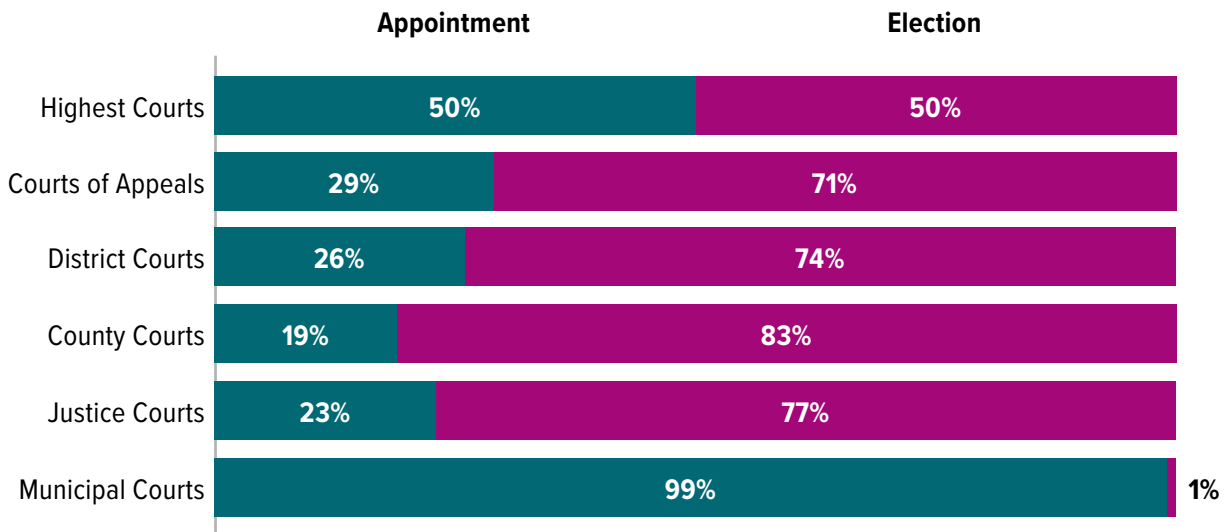
Some constitutional county and justice court judges are also attorneys, though a law license is not required. More than half of municipal judges are attorneys, due mainly to the requirement that a judge of a municipal court of record be an attorney.¹ Municipal courts of record are generally established in the largest communities of the state and employ many judges.

The average years of experience for the judges who are attorneys is comparable to the experience of higher level judges who must be attorneys.



Average experience as attorney in parentheses

One-half of appellate judges on the highest courts assumed office by appointment to the bench, while most court of appeals and trial court judges (other than municipal court judges) were elected.



¹ In a court of record, trials are recorded by a court reporter or by an electronic reporting device and appeals of the judgment are based on alleged errors made during the municipal court trial. If a court is not a court of record, appeals go to another court (usually a county-level court) for a trial de novo (new trial). Most municipal courts are not a court of record.

Detail

Supreme Court.....	98
Court of Criminal Appeals	100
Courts of Appeals.....	102
District Courts.....	104
Criminal Case Activity	104
Civil Case Activity	107
Family Case Activity	109
Juvenile Case Activity	111
Statutory County Courts.....	114
Felony Case Activity	114
Civil Case Activity	119
Family Case Activity	121
Juvenile Case Activity	123
Probate and Guardianship Cases	126
Mental Health Case Activity	126
Constitutional County Courts	127
Criminal Case Activity	127
Civil Case Activity	130
Juvenile Case Activity	132
Probate and Guardianship Cases	135
Mental Health Case Activity	135
District and Statutory County Courts.....	136
Civil Case Activity	136
Family Case Activity	138
Felony Case Activity	140
District and County-Level Courts.....	143
Juvenile Case Activity	143
County-Level Courts.....	146
Misdemeanor Case Activity.....	146
Probate and Guardianship Cases	149
Mental Health Case Activity	149
Justice and Municipal Courts.....	150
Criminal Case Activity	150
Juvenile/Minor Activity	151
Additional Activity.....	152
Justice Courts	153
Criminal Case Activity	153
Civil Case Activity	154
Juvenile/Minor Activity	154
Municipal Courts	156
Criminal Case Activity	156
Juvenile/Minor Case Activity	157
Assigned Judges in the Trial Courts	159

SUPREME COURT**ACTIVITY**

	2014	2015	2016	2017	2018	2019	2020	2021	2022	2023	10-YR. AVG
REGULAR CAUSES¹											
Added to Docket	93	91	100	117	135	93	110	99	123	103	106
Disposed	96	113	102	102	118	95	111	117	117	108	108
Pending at End of Year	45	22	20	35	52	50	48	30	36	31	31
Clearance Rate	103%	124%	102%	87%	87%	102%	101%	118%	95%	105%	101%
PETITIONS FOR REVIEW											
Filed	792	839	814	910	944	981	890	841	855	956	882
Disposed	786	770	799	906	994	1,017	919	791	853	888	872
<i>% Granted</i>	10%	10%	11%	13%	12%	9%	11%	9%	13%	10%	11%
Pending at End of Year	329	396	415	420	372	336	306	361	362	429	373
Clearance Rate	99%	92%	98%	100%	105%	104%	103%	94%	100%	93%	99%
OTHER PETITIONS AND WRITS											
Filed	326	343	285	292	343	342	328	374	368	353	336
Disposed	335	342	289	277	335	347	349	356	350	369	335
Pending at End of Year	71	78	73	90	98	92	70	89	99	89	85
Clearance Rate	103%	100%	101%	95%	98%	101%	106%	95%	95%	105%	100%
OPINIONS WRITTEN											
	115	127	133	108	132	109	136	147	145	142	129

NOTE:

1. "Regular causes" involve cases in which four or more of the justices have decided in conference that a petition for review, petition for writ of mandamus or habeas corpus, or parental notification appeal should be reviewed. Regular causes also include direct appeals the court has agreed to review and questions of law certified to it by a federal appellate court that the court has agreed to answer. Most regular causes are set for oral argument in open court and are reported in written opinions. However, a petition may be granted and an unsigned opinion (per curiam) issued without oral argument if at least six members of the court vote accordingly.

DISPOSITION OF PETITIONS FOR REVIEW BY THE SUPREME COURT

	Affirmed	Modified	Reversed	Dismissed	Other	TOTAL
GRANTED PETITIONS FOR REVIEW	21	8	52	2	8	91
<i>% of Total Granted Petitions for Review</i>	23%	9%	57%	2%	9%	100%

	Initial Review Granted	Review Denied	Dismissed	Other	TOTAL
PETITIONS FOR REVIEW	90	764	13	21	888
<i>% of Total Petitions for Review</i>	10%	86%	1%	2%	100%
PETITIONS FOR WRIT OF MANDAMUS	15	177	19	6	217
<i>% of Petitions for Writ of Mandamus</i>	7%	82%	9%	3%	100%
PETITIONS FOR WRIT OF HABEAS CORPUS	0	2	0	0	2
<i>% of Petitions for Writ of Habeas Corpus</i>	0%	100%	0%	0%	100%

CASE PROCESSING TIMES

AVERAGE NUMBER OF DAYS FROM	2014	2015	2016	2017	2018	2019	2020	2021	2022	2023
FOR DISPOSED CASES										
Date Case Filed Until Disposed	155	164	152	156	149	146	150	133	142	131
FOR ACTIVE CASES										
Filing to Reporting Date	149	223	182	142	139	140	145	184	162	177
FOR CASES ON DOCKET										
Filing to Disposition of Petition/Motion	129	140	131	134	128	127	129	109	120	110
Granting of Petition to Oral Argument	104	93	87	91	120	104	105	92	82	101
Filing of Petition to Release of Per Curiam Opinion	551	467	439	466	430	628	493	355	413	480
Date of Oral Argument Until Disposition	250	173	157	111	121	114	121	124	116	142

COURT OF CRIMINAL APPEALS**ACTIVITY**

MANDATORY CASELOAD	2014	2015	2016	2017	2018	2019	2020	2021	2022	2023	10-YR. AVG.
DIRECT APPEALS¹											
Added to Docket	22	16	7	8	13	9	9	11	8	7	11
Disposed	18	13	17	9	13	9	11	12	7	8	12
Pending at End of Year	24	27	17	16	15	17	6	15	15	14	17
Clearance Rate	82%	81%	243%	113%	100%	100%	122%	109%	88%	114%	106%
APPLICATIONS FOR WRIT OF HABEAS CORPUS²											
Filed	4,746	4,698	4,665	4,551	4,075	3,685	3,450	3,325	2,841	2,583	3,862
Disposed	4,733	4,707	4,612	4,556	4,254	3,652	3,095	3,619	2,876	2,730	3,883
Pending at End of Year	571	558	614	609	433	468	829	524	495	347	545
Clearance Rate	100%	100%	99%	100%	104%	99%	90%	109%	101%	106%	101%
ORIGINAL PROCEEDINGS³											
Filed	802	750	725	596	699	619	618	533	506	463	631
Disposed	819	754	728	610	703	598	553	611	524	478	638
Pending at End of Year	70	69	70	55	52	72	137	75	59	44	70
Clearance Rate	102%	101%	100%	102%	101%	97%	89%	115%	104%	103%	101%
DISCRETIONARY CASELOAD											
PETITIONS FOR DISCRETIONARY REVIEW⁴											
Filed	1,676	1,444	1,441	1,225	1,170	1,159	1,043	1,106	672	709	1,165
Disposed	1,729	1,402	1,492	1,200	1,261	1,218	919	1,170	796	706	1,189
Pending at End of Year	351	394	340	365	274	215	339	276	153	156	286
Clearance Rate	103%	97%	104%	98%	108%	105%	88%	106%	118%	100%	102%
MOTIONS CONSIDERED	2,144	2,947	3,177	3,197	3,057	2,865	2,372	2,307	2,301	2,744	2,711
OPINIONS WRITTEN	480	441	457	425	698	340	268	375	363	341	419

NOTE:

1. Direct appeals include death penalty appeals and DNA appeals.

2. Applications for writ of habeas corpus, though seeking relief from the Court of Criminal Appeals, must be filed in the trial court, which has 35 days in which to submit findings of fact, conclusions of law, and a recommendation to the Court of Criminal Appeals.

3. Original proceedings are filed directly with the Court of Criminal Appeals. They include writs of certiorari, writs of habeas corpus, writs of mandamus, and writs of prohibition.

4. Petitions for Discretionary Review include petitions for discretionary review, granted petitions for discretionary review, and redrawn petitions for discretionary review.

DISPOSITION OF CASES BY THE COURT OF CRIMINAL APPEALS

	Affirmed	Remanded to Trial Court	TOTAL
DEATH PENALTY APPEALS	5 83%	1 17%	6

	Granted	Granted in Part, Denied in Part	Denied	Remanded to Trial Court	Dismissed	Other	TOTAL
HABEAS CORPUS & EXTRAORDINARY MATTERS	112 91%	7 6%	1 1%	0%	3 2%	0 0%	123

	Granted	Reduced	Struck	Untimely	Dismissed	Other	TOTAL
PETITIONS FOR DISCRETIONARY REVIEW ¹	44 7%	594 91%	4 1%	7 1%	1 0%	1 0%	651

	Affirmed	Modified	Reversed	Reversed & Remanded to COA	Reversed & Remanded to Trial Court	Vacated COA Judgment & Remanded to COA	Remanded to COA	Dismissed	TOTAL
GRANTED PETITIONS FOR DISCRETIONARY REVIEW	10 18%	2 4%	8 15%	15 27%	6 11%	10 18%	0%	4 7%	55

	Granted	Filed & Set	Denied	Remanded	Dismissed	Other	TOTAL
APPLICATIONS FOR WRIT OF HABEAS CORPUS	0 0%	106 4%	1,209 47%	248 10%	996 39%	0%	2,559

11.071 APPLICATIONS FOR WRIT OF HABEAS CORPUS	0 0%	4 17%	4 17%	3 13%	13 54%	0 0%	24
--	---------	----------	----------	----------	-----------	---------	----

ORIGINAL PROCEEDINGS	0 0%	4 1%	373 78%	0 0%	43 9%	58 12%	478
----------------------	---------	---------	------------	---------	----------	-----------	-----

MOTIONS FOR STAY OF EXECUTION	0 0%	0 0%	9 90%	0 0%	1 10%	0%	10
----------------------------------	---------	---------	----------	---------	----------	----	----

AVERAGE TIME FROM FILING TO DISPOSITION

FOR CASES INVOLVING	2014	2015	2016	2017	2018	2019	2020	2021	2022	2023
CAPITAL PUNISHMENT	698	656	468	790	590	545	467	803	593	807
APPLICATION FOR WRIT OF HABEAS CORPUS	39	37	49	39	45	41	45	63	54	46
APPLICATION FOR WRIT OF HABEAS CORPUS (FILED & SET)	8	24	32	48	78	30	21	26	27	58
PETITION FOR DISCRETIONARY REVIEW	73	61	82	70	75	60	52	68	60	45
GRANTED PETITION FOR DISCRETIONARY REVIEW	198	250	310	310	319	336	313	300	370	439

NOTE:

1. Includes redrawn petitions for discretionary review.

COURTS OF APPEALS

10-YEAR ACTIVITY

CIVIL CASES	2014	2015	2016	2017	2018	2019	2020	2021	2022	2023	10-YR AVG
Cases Added											
<i>New Filings</i>	4,946	4,764	4,879	5,035	5,124	5,253	4,696	4,371	4,856	4,954	4,888
<i>Other Cases</i>	477	496	445	521	457	428	378	460	394	445	450
Total Cases Added	5,423	5,260	5,324	5,556	5,581	5,681	5,074	4,831	5,250	5,399	5,338
Cases Disposed	5,581	5,608	5,305	5,506	5,568	5,654	4,896	4,924	5,317	5,469	5,383
Cases Pending End of Year	3,316	2,976	3,015	3,093	3,119	3,166	3,381	3,306	3,125	2,937	3,143
Clearance Rate	103%	107%	100%	99%	100%	100%	96%	102%	101%	101%	101%
Avg. Time between Filing & Disposition (Months)	7.9	7.6	7.4	6.9	7.3	7.2	7.6	8.7	8.5	7.7	7.7
Avg. Time between Submission & Disposition (Months)	2.0	1.9	1.8	1.8	1.9	1.5	1.8	2.1	2.0	1.9	1.9

CRIMINAL CASES

Cases Added											
<i>New Filings</i>	4,651	4,513	4,454	4,185	4,083	4,144	3,167	2,049	3,244	3,714	3,820
<i>Other Cases</i>	1,027	865	699	703	613	570	464	373	541	576	643
Total Cases Added	5,678	5,378	5,153	4,888	4,696	4,714	3,631	2,422	3,785	4,290	4,464
Cases Disposed	5,968	5,581	5,543	4,870	4,854	4,640	4,123	3,346	3,078	3,788	4,579
Cases Pending End of Year	3,978	3,773	3,384	3,413	3,261	3,343	2,856	1,937	2,497	2,850	3,129
Clearance Rate	105%	104%	108%	100%	103%	98%	114%	138%	81%	88%	103%
Avg. Time between Filing & Disposition (Months)	9.2	9.2	8.8	8.8	8.8	9.1	9.3	11.4	9.0	8.2	9.2
Avg. Time between Submission & Disposition (Months)	1.7	1.5	1.4	1.6	1.7	1.4	1.5	2.0	1.7	1.4	1.6

ALL CASES

Cases Added											
<i>New Filings</i>	9,597	9,277	9,333	9,220	9,207	9,397	7,863	6,420	8,034	8,668	8,702
<i>Other Cases</i>	1,504	1,361	1,144	1,224	1,070	998	842	833	1,001	1,021	1,100
Total Cases Added	11,101	10,638	10,477	10,444	10,277	10,395	8,705	7,253	9,035	9,689	9,801
Cases Disposed	11,549	11,189	10,848	10,376	10,422	10,294	9,019	8,270	8,395	9,257	9,962
Cases Pending End of Year	7,294	6,749	6,399	6,506	6,380	6,509	6,237	5,243	5,622	5,787	6,273
Clearance Rate	104%	105%	104%	99%	101%	99%	104%	114%	93%	96%	102%
Avg. Time between Filing & Disposition (Months)	8.6	8.4	8.1	7.8	8.0	8.1	8.4	9.8	8.7	7.9	8.4
Avg. Time between Submission & Disposition (Months)	1.9	1.7	1.6	1.7	1.8	1.5	1.7	2.0	1.9	1.7	1.7
OPINIONS WRITTEN	10,797	10,560	10,227	9,784	9,909	9,897	8,744	8,147	8,102	9,012	9,518

COURTS OF APPEALS - INDIVIDUAL COURT ACTIVITY

	1st Houston	2nd Fort Worth	3rd Austin	4th San Antonio	5th Dallas	6th Texarkana	7th Amarillo	8th El Paso	9th Beaumont	10th Waco	11th Eastland	12th Tyler	13th Corpus Christi/ Edinburg	14th Houston
NUMBER OF JUSTICES	9	7	6	7	13	3	4	3	4	3	3	3	6	9

CIVIL CASES

<i>Total Cases Added</i>	700	474	494	362	1,016	108	231	193	252	148	147	122	366	786
<i>Total Cases Disposed</i>	721	481	501	418	1,019	121	232	291	252	145	131	105	404	789
Cases Pending End of Year	457	231	305	199	547	27	70	81	178	78	104	55	178	427
Clearance Rate	103.0%	101.5%	101.4%	115.5%	100.3%	112.0%	100.4%	150.8%	100.0%	98.0%	89.1%	86.1%	110.4%	100.4%
Avg. Time between Filing & Disposition (Months)	9.3	6.0	7.0	7.4	7.6	3.9	5.2	11.2	9.3	7.5	8.6	4.3	7.6	7.9
Avg. Percent of Cases Filed but not yet Disposed for < 2 Years	98.8%	99.7%	100%	98.5%	98.7%	100%	100%	98.3%	98.2%	97.7%	97.8%	100%	100%	99.3%
Avg. Time between Submission & Disposition (Months)	1.9	1.0	0.6	2.0	2.1	0.4	0.7	5.2	3.1	0.4	1.9	1.7	0.9	2.7
Avg. Percent of Cases under Submission for < 1 Year	95.7%	98.0%	99.1%	98%	98.1%	100%	100%	91.2%	100%	100%	91.0%	100%	100%	98.2%

CRIMINAL CASES

<i>Total Cases Added</i>	370	352	228	553	641	252	272	143	175	211	176	196	360	361
<i>Total Cases Disposed</i>	342	352	187	377	616	226	282	140	168	208	186	214	325	326
Cases Pending End of Year	235	253	175	411	474	121	98	63	182	109	176	104	194	255
Clearance Rate	92.4%	100.0%	82.0%	68.2%	96.1%	89.7%	103.7%	97.9%	96.0%	98.6%	105.7%	109.2%	90.3%	90.3%
Avg. Time between Filing & Disposition (Months)	8.3	9.6	8.6	6.9	9.7	5.8	6.2	7.7	10.4	6.8	10.9	6.8	7.1	8.5
Avg. Percent of Cases Filed but not yet Disposed for < 2 Years	99.6%	100%	100%	100%	98.7%	100%	100%	98.8%	99.7%	99.8%	99.2%	100%	100%	100%
Avg. Time between Submission & Disposition (Months)	1.6	0.9	0.4	1.8	2.6	0.6	0.7	1.6	1.7	0.4	0.9	1.1	0.6	2.3
Avg. Percent of Cases under Submission for < 1 Year	100%	100%	100%	100%	99.9%	100%	98.6%	92.5%	100%	100%	87%	100%	100%	98.1%

TOTAL CASES

<i>Total Cases Added</i>	1,070	826	722	915	1,657	360	503	336	427	359	323	318	726	1,147
<i>Total Cases Disposed</i>	1,063	833	688	795	1,635	347	514	431	420	353	317	319	729	1,115
Cases Pending End of Year	692	484	480	610	1,021	148	168	144	360	187	280	159	372	682
Clearance Rate	99.4%	100.9%	95.3%	86.9%	98.7%	96.4%	102.2%	128.3%	98.4%	98.3%	98.1%	100.3%	100.4%	97.2%
Avg. Time between Filing & Disposition (Months)	9.0	7.5	7.4	7.2	8.4	5.2	5.8	10.1	9.7	7.1	10.0	6.0	7.4	8.0
Avg. Percent of Cases Filed but not yet Disposed for < 2 Years	99.1%	99.9%	100%	99.4%	98.7%	100%	100%	98.5%	98.9%	98.9%	98.7%	100%	100%	99.6%
Avg. Time between Submission & Disposition (Months)	1.8	0.9	0.6	1.9	2.2	0.5	0.7	4.0	2.5	0.4	1.4	1.3	0.8	2.6
Avg. Percent of Cases under Submission for < 1 Year	97.0%	98.8%	99.3%	98.8%	98.8%	100%	99.2%	91.4%	100%	100%	88.9%	100%	100%	98.2%

DISTRICT COURTS

CRIMINAL CASE ACTIVITY

CASES ON DOCKET	Capital Murder	Murder	Other Homicides	Aggravated Assault or Attempted Murder	Sexual Assault of Adult	Indecency with or Sexual Assault of Child	Family Violence Assault	Aggravated Robbery or Robbery
CASES PENDING BEGINNING OF YEAR								
<i>Active Cases</i>	1,385	3,198	1,067	33,149	2,691	11,865	13,941	8,523
<i>Inactive Cases</i>	199	983	335	12,352	1,137	6,394	5,096	3,793
Docket Adjustments	-12	-16	-6	-998	-55	-119	-915	-471
CASES ADDED								
Filed by Indictment or Information	454	1,209	484	29,150	1,376	5,899	13,798	6,206
Other Cases Reaching Docket								
<i>Motions to Revoke Filed</i>	4	12	50	6,405	165	774	3,503	2,085
<i>Cases Reactivated</i>	89	276	158	9,990	621	2,235	5,782	2,684
<i>All Other Cases Added</i>	17	40	27	1,026	35	139	603	470
Total Active Cases on Docket	1,937	4,719	1,780	78,722	4,833	20,793	36,712	19,497
DISPOSITIONS								
Convictions								
<i>Guilty Plea or Nolo Contendere</i>	296	666	298	10,417	393	2,142	5,851	3,847
<i>By the Court</i>	4	34	16	415	23	114	166	85
<i>By the Jury</i>	87	241	53	240	71	384	57	78
Total Convictions	387	941	367	11,072	487	2,640	6,074	4,010
Deferred Adjudication	16	36	84	9,799	362	1,471	4,256	1,778
Acquittals								
<i>By the Court</i>	1	10	1	66	1	12	7	7
<i>By the Jury</i>	8	42	4	117	34	109	35	9
Total Acquittals	9	52	5	183	35	121	42	16
Dismissals	128	279	99	12,040	818	2,252	6,708	2,292
Motions to Revoke								
<i>Granted/Revoked</i>	0	8	17	2,386	61	320	1,535	804
<i>Denied/Continued</i>	4	7	18	3,272	71	317	1,629	1,219
All Other Dispositions	17	20	16	1,037	28	103	179	240
Total Cases Disposed	561	1,343	606	39,789	1,862	7,224	20,423	10,359
Cases Placed on Inactive Status	107	326	178	11,543	510	2,600	6,167	2,891
CASES PENDING END OF YEAR								
<i>Active Cases</i>	1,153	2,654	837	25,927	2,377	10,993	10,242	5,881
<i>Inactive Cases</i>	191	921	313	9,922	830	6,235	5,050	2,865
Cases in Which								
<i>Death Penalty Sought</i>	5	---	---	---	---	---	---	---
<i>Death Penalty Not Sought</i>	129	---	---	---	---	---	---	---
SENTENCING INFORMATION								
<i>Prison</i>	354	879	251	5,359	372	2,251	2,158	2,888
<i>State Jail</i>	6	9	12	316	7	44	43	189
<i>Local Jail</i>	2	1	7	3,999	62	91	3,066	665
<i>Probation/Community Supervision</i>	1	10	80	1,235	43	150	804	179
<i>Shock Probation</i>	0	1	5	10	0	1	1	15
<i>Fine Only</i>	0	0	1	25	0	1	15	3
<i>Other</i>	2	1	0	85	4	16	23	14

Data for Dallas County are missing for June through August 2023

DISTRICT COURTS - CRIMINAL CASE ACTIVITY CONTINUED

CASES ON DOCKET	Burglary	Theft	Auto Theft	Drug Sale or Manufacture	Drug Possession	Felony DWI	Other Felony	All Misdemeanors	TOTAL CASES
CASES PENDING BEGINNING OF YEAR									
<i>Active Cases</i>	11,701	16,861	5,723	13,248	53,735	11,450	59,601	4,507	252,645
<i>Inactive Cases</i>	6,238	14,245	3,367	6,662	28,709	5,885	27,136	1,489	124,020
Docket Adjustments	-424	-377	-271	-283	-1,045	-408	-1,648	685	-6,363
CASES ADDED									
Filed by Indictment or Information	9,721	18,562	7,240	10,476	51,041	8,480	57,720	1,923	223,739
Other Cases Reaching Docket									
<i>Motions to Revoke Filed</i>	3,108	3,736	1,414	2,746	14,737	2,358	10,838	1,268	53,203
<i>Cases Reactivated</i>	4,741	8,701	3,073	4,351	23,945	3,313	22,306	1,471	93,736
<i>All Other Cases Added</i>	301	420	154	345	1,111	699	1,481	562	7,430
Total Active Cases on Docket	29,148	47,903	17,333	30,883	143,524	25,892	150,298	10,416	624,390
DISPOSITIONS									
Convictions									
<i>Guilty Plea or Nolo Contendere</i>	5,242	9,711	3,594	4,549	20,493	7,836	23,950	1,362	100,647
<i>By the Court</i>	280	350	138	212	1,078	318	1,437	39	4,709
<i>By the Jury</i>	56	41	5	71	88	38	316	16	1,842
Total Convictions	5,578	10,102	3,737	4,832	21,659	8,192	25,703	1,417	107,198
Deferred Adjudication	2,377	3,473	1,232	3,334	16,220	235	13,631	408	58,712
Acquittals									
<i>By the Court</i>	8	9	1	6	27	1	64	0	221
<i>By the Jury</i>	13	6	1	9	18	13	72	4	494
Total Acquittals	21	15	2	15	45	14	136	4	715
Dismissals	3,202	5,644	2,735	3,029	18,424	1,078	20,530	807	80,065
Motions to Revoke									
<i>Granted/Revoked</i>	1,567	1,984	746	1,073	7,496	1,027	4,749	715	24,488
<i>Denied/Continued</i>	1,456	1,550	593	1,568	6,026	1,206	4,750	389	24,075
All Other Dispositions	304	585	208	344	1,511	363	1,804	741	7,500
Total Cases Disposed	14,505	23,353	9,253	14,195	71,381	12,115	71,303	4,481	302,753
Cases Placed on Inactive Status	4,944	9,797	3,358	4,925	26,181	3,578	25,436	1,647	104,188
CASES PENDING END OF YEAR									
<i>Active Cases</i>	9,185	14,132	4,494	9,391	42,211	8,639	49,716	4,413	202,245
<i>Inactive Cases</i>	5,459	13,326	3,129	5,118	24,822	5,569	25,831	1,473	111,054
Cases in Which									
<i>Death Penalty Sought</i>	---	---	---	---	---	---	---	---	5
<i>Death Penalty Not Sought</i>	---	---	---	---	---	---	---	---	129
SENTENCING INFORMATION									
<i>Prison</i>	1,995	1,393	400	3,227	5,133	2,140	12,265	70	41,135
<i>State Jail</i>	1,316	3,422	1,342	346	4,181	291	2,603	39	14,166
<i>Local Jail</i>	1,539	4,127	1,659	523	8,593	709	6,129	849	32,021
<i>Probation/Community Supervision</i>	597	969	238	671	3,345	4,669	3,925	308	17,224
<i>Shock Probation</i>	5	3	0	8	4	6	40	1	100
<i>Fine Only</i>	6	8	0	2	59	3	43	15	181
<i>Other</i>	34	62	12	35	138	209	146	103	884

Data for Dallas County are missing for June through August 2023

DISTRICT COURTS - CRIMINAL CASE ACTIVITY CONTINUED

AGE OF CASES DISPOSED	90 Days or Less	91 to 180 Days	181 to 365 Days	Over 365 Days	TOTAL
Number of Cases	90,410	53,919	64,938	93,486	302,753

INFORMATION ON TRAFFICKING OF PERSONS	TOTAL FILED
Cases for Trafficking of Persons	589
Cases for Prostitution	231
Cases for Compelling Prostitution	47
Cases for Soliciting Prostitution	1,105

BAIL INFORMATION	TOTAL FILED
Cases in Which Defendant Failed to Appear	22,879
Cases Defendant Violated Condition of Release	12,871
Cases Def. Committed Offense on Bail/Supervision	7,424

ADDITIONAL COURT ACTIVITY	TOTAL
Cases in Which Jury Selected	2,393
Cases in Which Mistrial Declared	161
Motions to Suppress Granted or Denied	3,591
Mental Illness/Intellectual Disability Assessments	46,138
Competency Examination Reports	10,750
Cases Set for Review	44,840
Cases in Which Attorney Appointed as Counsel	187,224
Cases with Retained Counsel	81,743

DISTRICT COURTS**CIVIL CASE ACTIVITY**

CASES ON DOCKET	Injury or Damage					
	Motor Vehicle	Medical Malpractice	Other Professional Malpractice	Product Liability - Asbestos/Silica	Other Product Liability	Other Injury or Damage
CASES PENDING BEGINNING OF YEAR						
<i>Active Cases</i>	72,943	2,740	328	839	641	22,772
<i>Inactive Cases</i>	2,979	165	20	233	28	1,273
Docket Adjustments	-288	-14	-3	-79	-7	-4
CASES ADDED						
New Cases Filed	42,265	1,164	109	66	168	11,024
Other Cases Reaching Docket						
<i>Cases Reactivated</i>	5,887	187	17	2	21	1,160
<i>All Other Cases Added</i>	1,401	49	3	3	13	405
Total Active Cases on Docket	122,208	4,126	454	831	836	35,357
DISPOSITIONS						
Change of Venue Transfers	248	18	0	0	6	237
Default Judgments	845	8	4	0	4	384
Agreed Judgments	5,875	142	14	3	42	1,329
Summary Judgments	329	25	6	1	5	332
Final Judgments						
<i>After Non-Jury Trial</i>	1,205	32	3	2	6	394
<i>By Jury Verdict</i>	468	36	3	2	2	83
<i>By Directed Verdict</i>	12	1	0	0	0	4
<i>Dismissed for Want of Prosecution</i>	5,279	97	34	10	20	1,264
<i>Non-Suited or Dismissed by Plaintiff</i>	19,648	687	45	20	70	4,299
All Other Dispositions	7,393	171	20	20	37	1,834
Total Cases Disposed	41,302	1,217	129	58	192	10,160
Cases Placed on Inactive Status	6,821	210	19	45	20	1,396
CASES PENDING END OF YEAR						
<i>Active Cases</i>	74,899	2,723	309	702	629	23,442
<i>Inactive Cases</i>	3,005	164	19	302	22	1,851

DISTRICT COURTS - CIVIL CASE ACTIVITY CONTINUED

CASES ON DOCKET	Real Property		Contract		Civil Cases Relating to Criminal Matters	All Other Civil Cases	Tax	TOTAL CASES	
	Eminent Domain	Other Real Property	Consumer/ Commer- cial/ Debt	Other Contract					
CASES PENDING BEGINNING OF YEAR									
Active Cases	1,087	21,932	54,207	18,333	70,368	51,658	105,139	422,987	
Inactive Cases	31	684	3,085	1,496	673	1,894	891	13,452	
Docket Adjustments	-5	-160	-924	-15	-4,746	-656	-1,178	-8,079	
CASES ADDED									
New Cases Filed	555	18,615	37,530	13,919	54,097	36,360	44,243	260,115	
Other Cases Reaching Docket									
Cases Reactivated	6	1,928	1,640	543	1,398	1,642	1,863	16,294	
All Other Cases Added	12	299	981	325	853	1,888	485	6,717	
Total Active Cases on Docket	1,655	42,614	93,434	33,105	121,970	90,892	150,552	698,034	
DISPOSITIONS									
Change of Venue Transfers	18	82	275	124	26	234	25	1,293	
Default Judgments	4	545	9,938	2,913	2,943	2,155	7,184	26,927	
Agreed Judgments	59	10,977	3,607	1,400	8,648	8,953	690	41,739	
Summary Judgments	0	238	1,149	366	296	809	367	3,923	
Final Judgments									
After Non-Jury Trial	57	641	1,265	768	10,665	2,581	7,945	25,564	
By Jury Verdict	1	31	87	42	34	92	24	905	
By Directed Verdict	1	3	4	3	37	5	7	77	
Dismissed for Want of Prosecution	24	907	4,562	1,403	1,967	3,078	2,494	21,139	
Non-Suited or Dismissed by Plaintiff	205	2,496	12,103	4,762	4,373	8,076	22,041	78,825	
All Other Dispositions	62	1,200	3,058	1,853	16,702	4,716	1,736	38,802	
Total Cases Disposed	431	17,120	36,048	13,634	45,691	30,699	42,513	239,194	
Cases Placed on Inactive Status	8	2,199	2,115	706	2,243	2,067	2,558	20,407	
CASES PENDING END OF YEAR									
Active Cases	1,213	23,631	55,756	18,909	74,842	58,301	105,807	441,163	
Inactive Cases	28	619	3,075	1,422	712	1,907	929	14,055	
AGE OF CASES DISPOSED	3 Months or Less	Over 3 to 6 Months	Over 6 to 12 Months	12 to 18 Months	Over 18 Months	TOTAL			
Number of Cases	54,559	36,149	47,099	29,807	71,580	239,194			
ADDITIONAL COURT ACTIVITY							TOTAL		
	Cases in Which Jury Selected						1,193		
	Cases in Which Mistrial Declared						63		
	Injunction or Show Cause Order Issued						5,657		
	Cases in Which Plaintiff/Petitioner Represented Self						8,846		

DISTRICT COURTS

FAMILY CASE ACTIVITY

CASES ON DOCKET	Divorce		Parent-Child - No Divorce	Child Protective Services	Termination of Parental Rights	Adoption	Protective Orders - No Divorce	All Other Family Law Cases
	Children	No Children						
CASES PENDING BEGINNING OF YEAR								
<i>Active Cases</i>	61,494	66,292	34,427	16,000	1,990	7,250	7,731	21,578
<i>Inactive Cases</i>	415	235	200	114	18	30	36	124
Docket Adjustments	-413	-899	-189	-457	-46	-82	-233	-128
CASES ADDED								
New Cases Filed	43,380	55,831	13,249	6,876	1,715	6,804	10,803	18,293
Other Cases Reaching Docket								
<i>Cases Reactivated</i>	890	557	323	241	14	116	21	187
<i>All Other Cases Added</i>	1,666	825	1,077	275	34	82	121	946
Total Active Cases on Docket	107,017	122,606	48,887	22,935	3,707	14,170	18,443	40,876
DISPOSITIONS								
Change of Venue Transfers	114	40	122	103	22	18	35	32
Default Judgments	2,368	4,134	1,133	133	86	109	1,033	165
Agreed Judgments	20,263	25,552	3,942	538	164	841	1,893	2,641
Summary Judgments	11	13	9	5	3	4	0	17
Final Judgments								
<i>After Non-Jury Trial</i>	10,689	15,332	2,954	2,856	1,029	4,577	1,956	9,484
<i>By Jury Verdict</i>	23	10	6	19	4	6	2	12
<i>By Directed Verdict</i>	5	5	1	1	1	1	2	0
<i>Dismissed for Want of Prosecution</i>	6,825	6,966	3,288	265	164	504	1,582	2,150
<i>Non-Suited or Dismissed by Plaintiff</i>	3,176	2,590	1,128	2,160	102	164	2,204	566
All Other Dispositions	2,215	2,207	1,064	1,262	112	618	1,920	3,388
Total Cases Disposed	45,689	56,849	13,647	7,342	1,687	6,842	10,627	18,455
Cases Placed on Inactive Status	1,011	652	341	218	23	133	21	269
CASES PENDING END OF YEAR								
<i>Active Cases</i>	60,385	65,171	34,921	15,344	2,014	7,207	7,794	22,212
<i>Inactive Cases</i>	429	213	189	89	9	29	32	142

DISTRICT COURTS - FAMILY CASE ACTIVITY CONTINUED

CASES ON DOCKET	Title IV-D			Post-Judgment Actions				TOTAL CASES
	Paternity	Support Order	UIFSA	Modification - Custody	Modification - Other	Enforcement	Title IV-D	
CASES PENDING BEGINNING OF YEAR								
<i>Active Cases</i>	21,007	25,559	3,265	22,155	30,185	15,034	43,413	377,380
<i>Inactive Cases</i>	66	93	17	121	297	295	1,299	3,360
Docket Adjustments	-630	-589	-134	-136	-1,062	-537	-2,667	-8,202
CASES ADDED								
New Cases Filed	17,531	24,272	1,793	8,230	12,539	6,367	33,475	261,158
Other Cases Reaching Docket								
<i>Cases Reactivated</i>	80	121	6	42	501	237	412	3,748
<i>All Other Cases Added</i>	380	751	59	1,173	1,143	465	3,759	12,756
Total Active Cases on Docket	38,368	50,114	4,989	31,464	43,306	21,566	78,392	646,840
DISPOSITIONS								
Change of Venue Transfers	35	38	10	433	369	96	402	1,869
Default Judgments	2,044	2,219	174	676	386	208	2,525	17,393
Agreed Judgments	4,211	8,043	273	3,171	5,357	1,458	14,321	92,668
Summary Judgments	5	1	1	2	1	1	1	74
Final Judgments								
<i>After Non-Jury Trial</i>	3,491	4,494	454	1,635	2,066	1,281	8,093	70,391
<i>By Jury Verdict</i>	4	3	0	12	30	13	3	147
<i>By Directed Verdict</i>	0	4	0	1	3	6	10	40
<i>Dismissed for Want of Prosecution</i>	2,218	2,438	177	1,667	2,492	1,522	1,730	33,988
<i>Non-Suited or Dismissed by Plaintiff</i>	5,176	5,581	550	612	981	850	5,146	30,986
All Other Dispositions	1,571	1,920	319	450	2,127	827	3,980	23,980
Total Cases Disposed	18,755	24,741	1,958	8,659	13,812	6,262	36,211	271,536
Cases Placed on Inactive Status	192	226	6	49	461	270	482	4,354
CASES PENDING END OF YEAR								
<i>Active Cases</i>	19,327	25,250	3,013	22,792	29,028	15,077	41,910	371,445
<i>Inactive Cases</i>	56	91	11	93	257	284	1,149	3,073

AGE OF CASES DISPOSED	3 Months or Less	Over 3 to 6 Months	Over 6 to 12 Months	12 to 18 Months	Over 18 Months	TOTAL
Number of Cases	85,748	54,331	61,658	26,270	43,529	271,536

ADDITIONAL COURT ACTIVITY	TOTAL
Cases in Which Jury Selected	145
Cases in Which Mistrial Declared	89
Injunction of Show Cause Order Issued	21,492
Protective Orders Signed	8,046
Cases Set for Review	27,627
Cases in Which Plaintiff/Petitioner Represented Self	74,318

DISTRICT COURTS

JUVENILE CASE ACTIVITY

CASES ON DOCKET	CINS	Delinquent Conduct							
		Capital Murder	Murder	Other Homicides	Aggravated Assault or Attempted Murder	Assault	Indecency with or Sexual Assault of Child	Aggravated Robbery or	Burglary
CASES PENDING BEGINNING OF YEAR									
<i>Active Cases</i>	464	65	45	20	1,115	1,067	604	589	606
<i>Inactive Cases</i>	8	16	16	0	157	130	95	135	74
Docket Adjustments	243	-11	4	-2	-1	-93	10	15	-20
CASES ADDED									
New Petitions Filed	46	48	64	15	1,638	1,292	519	671	323
Petitions for Transfer to Adult Criminal Court	---	4	1	1	8	0	20	5	1
Other Cases Reaching Docket									
<i>Motions to Modify/Enforce/Proceed Filed</i>	11	1	2	1	316	202	90	336	113
<i>Cases Reactivated</i>	5	23	24	6	332	216	93	193	49
<i>All Other Cases Added</i>	31	1	0	0	27	7	19	16	16
Total Active Cases on Docket	800	131	140	41	3,435	2,691	1,355	1,825	1,088
ADJUDICATIONS									
Findings of Delinquent Conduct or CINS									
<i>Plea of True</i>	5	28	33	15	809	297	207	556	182
<i>By the Court</i>	14	0	1	0	94	87	34	70	28
<i>By the Jury</i>	0	0	0	0	1	3	2	0	0
Total Findings of DC/CINS	19	28	34	15	904	387	243	626	210
Deferred Prosecution	32	0	0	0	381	431	96	36	75
Transferred to Adult Criminal Court	---	11	14	0	9	1	42	15	1
Findings of No DC or No CINS									
<i>By the Court</i>	0	0	0	0	1	1	4	0	1
<i>By the Jury</i>	0	0	0	0	1	1	4	0	0
Total Findings of No DC/No CINS	0	0	0	0	2	2	8	0	1
Dismissals	15	20	19	0	262	392	145	55	72
Motions to Modify Disposition									
<i>Denied</i>	2	0	0	0	41	36	8	27	23
<i>Granted</i>	0	0	4	1	169	113	51	273	72
All Other Adjudications/Findings	5	4	6	1	205	80	53	120	20
Total Cases Adjudicated	73	63	77	17	1,973	1,442	646	1,152	474
Cases Placed on Inactive Status	5	30	27	7	331	209	78	157	55
CASES PENDING END OF YEAR									
<i>Active Cases</i>	723	36	39	17	1,110	1,036	613	497	567
<i>Inactive Cases</i>	7	24	16	1	167	127	85	118	67
DISPOSITIONS									
Cases with Finding of DC/CINS									
Probation Granted									
<i>Determinate Sentence Probation</i>	0	5	4	6	319	132	58	314	43
<i>All Other Probation</i>	5	0	6	3	460	338	154	193	148
Committed to Texas Juvenile Justice Dept.									
<i>Determinate Sentence</i>	0	25	20	6	41	0	3	90	2
<i>Indeterminate Sentence</i>	0	0	3	1	38	7	10	16	5
Final Judgment Without Any Disposition	1	1	0	0	21	17	8	12	9
Cases w/ Granted Motion to Mod. Disp.									
Probation Revoked, Child Sent to TJJD	0	0	1	0	20	2	10	51	10
All Other Dispositions	6	2	4	2	183	146	40	219	62

DISTRICT COURTS - JUVENILE CASE ACTIVITY CONTINUED

CASES ON DOCKET	Delinquent Conduct							TOTAL CASES	Total DC Cases	
	Theft	Auto Theft	Felony Drug Offenses	Misde-meanor Drug Offenses	DWI	Contempt of Court	All Other Offenses		Felonies	Misde-meanors
CASES PENDING BEGINNING OF YEAR										
<i>Active Cases</i>	478	367	408	254	31	30	5,380	11,523	5,106	4,566
<i>Inactive Cases</i>	60	50	32	6	2	0	419	1,200	743	435
Docket Adjustments	-20	-20	-12	-18	-4	-1	-154	-84	-111	-553
CASES ADDED										
New Petitions Filed	335	642	746	98	33	1	4,700	11,171	6,296	4,336
Petitions for Transfer to Adult Criminal Court	4	1	1	1	0	0	18	65	58	4
Other Cases Reaching Docket										
<i>Motions to Modify/Enforce/Proceed Filed</i>	80	167	75	9	3	0	1,343	2,749	1,494	823
<i>Cases Reactivated</i>	54	95	42	9	2	0	515	1,658	1,078	574
<i>All Other Cases Added</i>	12	10	34	1	1	0	128	303	168	100
Total Active Cases on Docket	943	1,262	1,294	354	66	30	11,930	27,385	14,089	9,850
ADJUDICATIONS										
Findings of Delinquent Conduct or CINS										
<i>Plea of True</i>	173	248	251	30	13	0	1,863	4,710	3,097	1,380
<i>By the Court</i>	9	48	15	0	3	2	219	624	404	183
<i>By the Jury</i>	0	0	0	0	0	0	0	6	3	3
Total Findings of DC/CINS	182	296	266	30	16	2	2,082	5,340	3,504	1,566
Deferred Prosecution	54	75	201	24	9	0	1,153	2,567	1,227	1,112
Transferred to Adult Criminal Court	0	1	0	0	0	0	20	114	102	5
Findings of No DC or No CINS										
<i>By the Court</i>	0	1	1	0	0	1	1	11	11	2
<i>By the Jury</i>	0	0	0	0	0	0	1	7	7	1
Total Findings of No DC/No CINS	0	1	1	0	0	1	2	18	18	3
Dismissals	57	106	132	33	3	0	946	2,257	986	1,027
Motions to Modify Disposition										
<i>Denied</i>	8	20	4	2	0	0	88	259	166	88
<i>Granted</i>	53	92	42	6	2	0	501	1,379	906	420
All Other Adjudications/Findings	64	79	50	23	1	0	678	1,389	809	553
Total Cases Adjudicated	418	670	696	118	31	3	5,470	13,323	7,718	4,774
Cases Placed on Inactive Status	52	90	53	7	3	0	504	1,608	1,045	557
CASES PENDING END OF YEAR										
<i>Active Cases</i>	467	475	550	229	31	27	5,893	12,310	5,210	4,500
<i>Inactive Cases</i>	62	69	36	4	4	0	432	1,219	779	409
DISPOSITIONS										
Cases with Finding of DC/CINS										
Probation Granted										
<i>Determinate Sentence Probation</i>	47	132	108	16	5	0	533	1,722	1,305	583
<i>All Other Probation</i>	121	152	168	17	11	1	1,448	3,225	1,773	1,191
Committed to Texas Juvenile Justice Dept.										
<i>Determinate Sentence</i>	1	1	2	0	0	0	17	208	202	2
<i>Indeterminate Sentence</i>	2	5	2	1	0	0	18	108	94	9
Final Judgment Without Any Disposition	8	7	7	0	0	0	58	149	93	53
Cases w/ Granted Motion to Mod. Disp.										
Probation Revoked, Child Sent to TJJD	4	2	3	0	0	0	23	126	119	2
All Other Dispositions	37	91	147	5	3	0	730	1,677	932	576

DISTRICT COURTS - JUVENILE CASE ACTIVITY CONTINUED

AGE OF CASES DISPOSED	30 Days or Less	31 to 90 Days	91 to 180 Days	Over 180 Days	TOTAL
Number of Cases	3,074	4,005	3,101	3,143	13,323

ADDITIONAL COURT ACTIVITY	CINS	DC	TOTAL
Grand Jury Approvals	---	1,024	1,024
Release or Transfer Hearings	---	400	400
Detention Hearings	1,895	27,681	29,576
Cases Set for Review	8	4,390	4,398
Competency Hearings	0	28	28
Motions to Suppress Granted or Denied	0	15	15
Applications for Sealing Records	221	2,048	2,269
Motions for Sex Offender Un- or Deregistration	0	27	27
Cases in Which Attorney Appointed as Counsel	38	9,729	9,767
Cases with Retained Counsel	9	1,533	1,542

STATUTORY COUNTY COURTS

FELONY CASE ACTIVITY

	Capital Murder	Murder	Other Homicides	Aggravated Assault or Attempted Murder	Sexual Assault of Adult	Indecency with or Sexual Assault of Child	Family Violence Assault	Aggravated Robbery or Robbery
CASES ON DOCKET								
CASES PENDING BEGINNING OF YEAR								
<i>Active Cases</i>	0	5	12	116	11	36	45	18
<i>Inactive Cases</i>	0	1	3	10	0	3	5	3
Docket Adjustments	0	0	0	-3	0	-1	-3	0
CASES ADDED								
Filed by Indictment or Information	0	0	0	0	0	0	0	0
Other Cases Reaching Docket								
<i>Motions to Revoke Filed</i>	0	0	1	11	0	0	12	0
<i>Cases Reactivated</i>	0	0	2	17	0	1	2	1
<i>All Other Cases Added</i>	0	0	0	0	0	0	0	0
Total Active Cases on Docket	0	6	16	192	12	46	90	22
DISPOSITIONS								
Convictions								
<i>Guilty Plea or Nolo Contendere</i>	0	0	2	12	0	2	8	1
<i>By the Court</i>	0	0	0	0	0	0	1	0
<i>By the Jury</i>	0	2	0	3	0	0	0	0
Total Convictions	0	2	2	15	0	2	9	1
Deferred Adjudication	0	0	0	0	0	0	0	0
Acquittals								
<i>By the Court</i>	0	0	0	1	0	0	0	0
<i>By the Jury</i>	0	0	0	0	0	0	0	1
Total Acquittals	0	0	0	1	0	0	0	1
Dismissals	0	0	0	17	6	6	6	2
Motions to Revoke								
<i>Granted/Revoked</i>	0	0	0	7	0	1	4	2
<i>Denied/Continued</i>	0	0	0	5	0	0	3	0
All Other Dispositions	0	0	2	2	0	0	0	0
Total Cases Disposed	0	2	4	69	6	11	33	7
Cases Placed on Inactive Status	0	0	0	14	1	0	4	2
CASES PENDING END OF YEAR								
<i>Active Cases</i>	0	4	12	110	5	35	54	14
<i>Inactive Cases</i>	0	1	1	6	1	2	6	3
Cases in Which								
<i>Death Penalty Sought</i>	---	---	---	---	---	---	---	---
<i>Death Penalty Not Sought</i>	---	---	---	---	---	---	---	---
SENTENCING INFORMATION								
Prison	0	2	1	9	0	2	2	1
State Jail	0	0	0	1	0	0	0	0
Local Jail	0	0	0	2	0	0	0	0
Probation/Community Supervision	0	0	1	4	0	0	6	0
Shock Probation	0	0	0	0	0	0	0	0
Fine Only	0	0	0	0	0	0	0	0
Other	0	0	0	0	0	0	0	0

STATUTORY COUNTY COURTS - FELONY CASE ACTIVITY CONTINUED

CASES ON DOCKET	Burglary	Theft	Auto Theft	Drug Sale or Manufac- ture	Drug Possession	Felony DWI	Other Felony	TOTAL CASES
CASES PENDING BEGINNING OF YEAR								
<i>Active Cases</i>	64	148	42	35	418	368	237	1,555
<i>Inactive Cases</i>	11	44	16	1	77	109	40	323
Docket Adjustments	0	11	11	2	60	15	27	119
CASES ADDED								
Filed by Indictment or Information	0	0	0	0	0	0	0	0
Other Cases Reaching Docket								
<i>Motions to Revoke Filed</i>	6	21	9	3	71	56	29	219
<i>Cases Reactivated</i>	19	60	19	1	76	130	36	364
<i>All Other Cases Added</i>	0	0	0	0	0	0	0	0
Total Active Cases on Docket	110	298	113	47	813	837	412	3,014
DISPOSITIONS								
Convictions								
<i>Guilty Plea or Nolo Contendere</i>	12	35	17	4	96	235	47	471
<i>By the Court</i>	0	3	2	0	5	6	1	18
<i>By the Jury</i>	0	1	0	1	0	4	1	12
Total Convictions	12	39	19	5	101	245	49	501
Deferred Adjudication	0	0	0	0	0	0	0	0
Acquittals								
<i>By the Court</i>	1	0	0	0	0	0	0	2
<i>By the Jury</i>	0	0	0	0	0	2	1	4
Total Acquittals	1	0	0	0	0	2	1	6
Dismissals	15	18	8	1	79	8	27	193
Motions to Revoke								
<i>Granted/Revoked</i>	2	15	10	5	52	14	22	134
<i>Denied/Continued</i>	2	4	3	2	23	18	11	71
All Other Dispositions	0	0	0	0	1	9	2	16
Total Cases Disposed	41	94	46	15	316	296	134	1,074
Cases Placed on Inactive Status	17	71	22	1	90	152	54	428
CASES PENDING END OF YEAR								
<i>Active Cases</i>	54	133	42	31	397	384	216	1,491
<i>Inactive Cases</i>	7	55	22	1	101	136	66	408
Cases in Which								
<i>Death Penalty Sought</i>	---	---	---	---	---	---	---	---
<i>Death Penalty Not Sought</i>	---	---	---	---	---	---	---	---
SENTENCING INFORMATION								
Prison	5	5	2	3	11	80	28	151
State Jail	2	14	10	0	19	8	4	58
Local Jail	2	8	0	0	23	7	1	43
Probation/Community Supervision	3	12	6	2	39	150	17	240
Shock Probation	0	0	0	0	0	0	0	0
Fine Only	0	0	0	0	0	0	0	0
Other	0	0	0	0	0	0	0	0

AGE OF CASES DISPOSED	90 Days or Less	91 to 180 Days	181 to 365 Days	Over 365 Days	TOTAL
Number of Cases	170	180	295	429	1,074

STATUTORY COUNTY COURTS

MISDEMEANOR CASE ACTIVITY

CASES ON DOCKET	DWI - First Offense	DWI - Second Offense	Theft	Theft by Check	Drug Possession - Marijuana	Drug Offenses - Other
CASES PENDING BEGINNING OF YEAR						
<i>Active Cases</i>	66,618	10,387	20,619	6,757	20,748	8,393
<i>Inactive Cases</i>	32,054	5,597	25,841	6,405	10,013	3,645
Docket Adjustments	-2,959	-197	-807	-376	-367	-15
CASES ADDED						
New Cases Filed	56,577	10,066	24,521	1,638	17,018	6,162
Appealed from Lower Courts	43	10	16	17	24	51
Other Cases Reaching Docket						
<i>Motions to Revoke Filed</i>	5,361	1,198	1,390	121	659	459
<i>Cases Reactivated</i>	13,683	2,714	13,692	1,634	5,608	2,532
<i>All Other Cases Added</i>	324	112	155	9	81	35
Total Active Cases on Docket	139,647	24,290	59,586	9,800	43,771	17,617
DISPOSITIONS						
Convictions						
<i>Guilty Plea or Nolo Contendere</i>	27,846	8,754	9,111	629	5,875	2,538
<i>By the Court</i>	83	28	27	0	14	11
<i>By the Jury</i>	195	37	19	1	6	3
Total Convictions	28,124	8,819	9,157	630	5,895	2,552
Deferred Adjudication	14,050	665	3,043	235	2,401	709
Acquittals						
<i>By the Court</i>	26	3	6	2	1	0
<i>By the Jury</i>	106	26	3	1	0	0
Total Acquittals	132	29	9	3	1	0
Dismissals	17,667	1,750	15,191	2,474	10,553	4,626
Motions to Revoke						
<i>Granted/Revoked</i>	2,652	636	899	109	592	333
<i>Denied/Continued</i>	1,981	408	637	121	434	187
All Other Dispositions	343	66	393	39	1,018	288
Total Cases Disposed	64,949	12,373	29,329	3,611	20,894	8,695
Placed on Inactive Status	15,117	2,933	11,984	342	5,552	2,479
CASES PENDING END OF YEAR						
<i>Active Cases</i>	57,599	8,729	18,773	5,772	17,494	6,480
<i>Inactive Cases</i>	27,956	4,762	19,589	4,925	9,216	2,994
SENTENCING INFORMATION						
Local Jail	15,743	4,330	7,675	477	3,546	2,000
Probation/Comm. Supervision	12,700	4,625	886	145	495	347
Fine Only	393	53	532	13	1,619	148
Other	152	28	153	1	246	43

Data for Dallas County are missing for June through August 2023

STATUTORY COUNTY COURTS - MISDEMEANOR CASE ACTIVITY CONTINUED

CASES ON DOCKET	Family Violence Assault	Assault - Other	Traffic	DWLS/ DWLI	Other Misdemeanor Cases	TOTAL CASES
CASES PENDING BEGINNING OF YEAR						
<i>Active Cases</i>	31,375	15,086	11,533	4,810	85,580	281,906
<i>Inactive Cases</i>	16,094	7,343	5,972	4,416	50,651	168,031
Docket Adjustments	-1,124	-274	369	-119	-4,221	-10,090
CASES ADDED						
New Cases Filed	34,276	14,335	7,543	4,280	111,375	287,791
Appealed from Lower Courts	18	31	5,960	57	1,314	7,541
Other Cases Reaching Docket						
<i>Motions to Revoke Filed</i>	2,079	871	340	109	3,974	16,561
<i>Cases Reactivated</i>	10,768	5,038	2,384	2,018	35,324	95,395
<i>All Other Cases Added</i>	226	142	42	11	569	1,706
Total Active Cases on Docket	77,618	35,229	28,171	11,166	233,915	680,810
DISPOSITIONS						
Convictions						
<i>Guilty Plea or Nolo Contendere</i>	8,587	4,195	3,143	1,660	35,781	108,119
<i>By the Court</i>	47	19	31	14	132	406
<i>By the Jury</i>	66	43	9	3	121	503
Total Convictions	8,700	4,257	3,183	1,677	36,034	109,028
Deferred Adjudication	4,631	2,052	3,757	283	10,386	42,212
Acquittals						
<i>By the Court</i>	54	19	6	0	24	141
<i>By the Jury</i>	122	57	8	0	57	380
Total Acquittals	176	76	14	0	81	521
Dismissals	25,018	8,519	6,499	2,689	70,044	165,030
Motions to Revoke						
<i>Granted/Revoked</i>	1,199	478	165	93	2,346	9,502
<i>Denied/Continued</i>	643	291	145	52	1,555	6,454
All Other Dispositions	308	235	517	226	2,839	6,272
Total Cases Disposed	40,675	15,908	14,280	5,020	123,285	339,019
Placed on Inactive Status	11,075	5,722	2,515	1,892	37,179	96,790
CASES PENDING END OF YEAR						
<i>Active Cases</i>	25,681	12,950	11,102	4,344	67,451	236,375
<i>Inactive Cases</i>	13,966	6,539	4,073	3,307	40,593	137,920
SENTENCING INFORMATION						
Local Jail	6,370	3,365	1,577	1,184	31,265	77,532
Probation/Comm. Supervision	1,352	537	440	105	2,607	24,239
Fine Only	925	285	1,061	364	1,459	6,852
Other	113	60	91	28	591	1,506

Data for Dallas County are missing for June through August 2023

STATUTORY COUNTY COURTS - MISDEMEANOR CASE ACTIVITY CONTINUED

AGE OF CASES DISPOSED	30 Days or Less	31 to 60 Days	61 to 90 Days	Over 90 Days	TOTAL
Number of Cases	50,442	28,282	26,467	233,828	339,019

INFORMATION ON TRAFFICKING OF PERSONS	TOTAL FILED
Cases for Trafficking of Persons	8
Cases for Prostitution	999
Cases for Compelling Prostitution	3
Cases for Soliciting Prostitution	0

ADDITIONAL COURT ACTIVITY	Misdemeanor	Felony	TOTAL
Cases in Which Jury Selected	821	8	829
Cases in Which Mistrial Declared	54	1	55
Motions to Suppress Granted or Denied	395	9	404
Mental Illness/Intellectual Disability Assessments	34,236	1	34,237
Competency Examination Reports	3,618	1	3,619
Cases Set for Review	29,628	137	29,765
Cases in Which Attorney Appointed as Counsel	155,278	328	155,606
Cases with Retained Counsel	107,412	297	107,709
Cases Which Defendant Failed to Appear	---	---	43,074
Cases Which Defendant Violated Condition of Release	---	---	8,382
Cases Def. Committed Offense on Bail/Supervision	---	---	7,417

STATUTORY COUNTY COURTS

CIVIL CASE ACTIVITY

CASES ON DOCKET	Injury or Damage					
	Motor Vehicle	Medical Malpractice	Other Professional Malpractice	Product Liability - Asbestos/Silica	Other Product Liability	Other Injury or Damage
CASES PENDING BEGINNING OF YEAR						
<i>Active Cases</i>	29,282	104	21	6	88	9,215
<i>Inactive Cases</i>	173	2	3	2	4	94
Docket Adjustments	-348	15	23	329	-5	-70
CASES ADDED						
New Cases Filed	11,052	37	9	10	46	2,478
Cases Appealed from Lower Courts	4	0	0	0	0	9
Other Cases Reaching Docket						
<i>Cases Reactivated</i>	32	1	0	0	0	15
<i>All Other Cases Added</i>	258	1	1	0	0	64
Total Active Cases on Docket	40,280	158	54	345	129	11,711
DISPOSITIONS						
Change of Venue Transfers	54	0	0	1	1	27
Default Judgments	607	0	2	2	2	178
Agreed Judgments	503	2	0	1	1	79
Summary Judgments	97	3	1	0	0	40
Final Judgments						
<i>After Non-Jury Trial</i>	570	0	0	0	2	124
<i>By Jury Verdict</i>	119	1	0	0	0	14
<i>By Directed Verdict</i>	6	0	0	0	0	2
<i>Dismissed for Want of Prosecution</i>	1,326	2	3	0	1	245
<i>Non-Suited or Dismissed by Plaintiff</i>	6,896	25	6	2	30	1,168
All Other Dispositions	1,581	5	0	1	9	482
Total Cases Disposed	11,759	38	12	7	46	2,359
Cases Placed on Inactive Status	36	0	0	0	2	25
CASES PENDING END OF YEAR						
<i>Active Cases</i>	28,506	120	43	338	81	9,331
<i>Inactive Cases</i>	156	1	2	2	6	100

STATUTORY COUNTY COURTS - CIVIL CASE ACTIVITY CONTINUED

CASES ON DOCKET	Real Property		Contract		Civil Cases Relating to Criminal Matters	All Other Civil Cases	Tax	TOTAL CASES
	Eminent Domain	Other Real Property	Consumer/ Commercial/ Debt	Other Contract				
CASES PENDING BEGINNING OF YR								
<i>Active Cases</i>	2,774	965	52,799	21,314	59,343	42,858	5,536	224,305
<i>Inactive Cases</i>	9	18	571	321	125	279	5	1,606
Docket Adjustments	272	49	-930	-141	-3,427	-802	382	-4,653
CASES ADDED								
New Cases Filed	1,432	418	34,225	7,327	24,744	8,634	2,290	92,702
Cases Appealed from Lower Courts	0	516	279	3,791	2	17,348	0	21,949
Other Cases Reaching Docket								
<i>Cases Reactivated</i>	2	1	177	28	0	140	3	399
<i>All Other Cases Added</i>	28	19	3,550	193	97	770	1	4,982
Total Active Cases on Docket	4,508	1,968	90,100	32,512	80,759	68,948	8,212	339,684
DISPOSITIONS								
Change of Venue Transfers	0	13	85	26	7	58	0	272
Default Judgments	1	35	11,645	1,448	4,057	893	187	19,057
Agreed Judgments	242	48	3,072	504	4,274	962	224	9,912
Summary Judgments	4	18	629	149	53	329	83	1,406
Final Judgments								
<i>After Non-Jury Trial</i>	347	219	1,479	1,281	1,837	5,593	538	11,990
<i>By Jury Verdict</i>	0	3	31	4	0	20	1	193
<i>By Directed Verdict</i>	1	3	3	1	1	39	0	56
<i>Dismissed for Want of Prosecution</i>	22	143	3,691	1,460	797	5,137	41	12,868
<i>Non-Suited or Dismissed by Plaintiff</i>	257	173	11,371	3,126	6,737	5,234	1,140	36,165
All Other Dispositions	125	256	2,892	2,217	7,225	4,182	103	19,078
Total Cases Disposed	999	911	34,898	10,216	24,988	22,447	2,317	110,997
Cases Placed on Inactive Status	4	3	174	40	259	121	3	667
CASES PENDING END OF YEAR								
<i>Active Cases</i>	3,505	1,063	55,058	22,241	55,761	46,379	5,888	228,314
<i>Inactive Cases</i>	11	11	538	348	135	261	9	1,580

AGE OF CASES DISPOSED	3 Months or Less	Over 3 to 6 Months	Over 6 to 12 Months	12 to 18 Months	Over 18 Months	TOTAL
Number of Cases	40,973	22,050	20,567	7,558	19,849	110,997

ADDITIONAL COURT ACTIVITY	TOTAL
Cases in Which Jury Selected	258
Cases in Which Mistrial Declared	55
Injunction of Show Cause Order Issued	614
Cases in Which Plaintiff/Petitioner Represented Self	15,688

STATUTORY COUNTY COURTS

FAMILY CASE ACTIVITY

CASES ON DOCKET	Divorce		Parent-Child - No Divorce	Child Protective Services	Termination of Parental Rights	Adoption	Protective Orders - No Divorce	All Other Family Law Cases
	Children	No Children						
CASES PENDING BEGINNING OF YEAR								
<i>Active Cases</i>	9,148	7,540	3,516	3,421	466	923	1,928	3,292
<i>Inactive Cases</i>	26	14	8	11	0	0	0	3
Docket Adjustments	-87	-3	-7	-107	-4	28	-197	-48
CASES ADDED								
New Cases Filed	6,274	7,479	1,661	1,301	201	927	1,193	2,101
Other Cases Reaching Docket								
<i>Cases Reactivated</i>	8	2	1	1	0	0	0	2
<i>All Other Cases Added</i>	163	52	97	47	2	3	122	117
Total Active Cases on Docket	15,506	15,070	5,268	4,663	665	1,881	3,046	5,464
DISPOSITIONS								
Change of Venue Transfers	18	9	22	19	1	3	6	9
Default Judgments	156	243	80	7	6	5	25	22
Agreed Judgments	2,107	2,487	321	62	22	94	107	317
Summary Judgments	8	10	4	0	0	0	0	9
Final Judgments								
<i>After Non-Jury Trial</i>	2,395	2,906	553	394	128	585	413	892
<i>By Jury Verdict</i>	1	0	3	11	2	0	0	0
<i>By Directed Verdict</i>	1	1	0	0	0	0	1	1
<i>Dismissed for Want of Prosecution</i>	741	734	306	50	21	52	331	197
<i>Non-Suited or Dismissed by Plaintiff</i>	548	550	184	466	28	26	243	103
All Other Dispositions	655	861	202	219	26	187	299	675
Total Cases Disposed	6,630	7,801	1,675	1,228	234	952	1,425	2,225
Cases Placed on Inactive Status	18	6	4	3	2	0	1	2
CASES PENDING END OF YEAR								
<i>Active Cases</i>	8,863	7,263	3,590	3,435	430	929	1,620	3,237
<i>Inactive Cases</i>	31	18	10	10	1	0	1	3

STATUTORY COUNTY COURTS - FAMILY CASE ACTIVITY CONTINUED

CASES ON DOCKET	Title IV-D			Post-Judgment Actions				TOTAL CASES
	Paternity	Support Order	UIFSA	Modification - Custody	Modification - Other	Enforcement	Title IV-D	
CASES PENDING BEGINNING OF YEAR								
Active Cases	2,964	2,227	277	3,098	4,613	2,559	6,244	52,216
Inactive Cases	0	4	1	11	11	16	75	180
Docket Adjustments	-124	-129	-3	31	-48	-98	-120	-916
CASES ADDED								
New Cases Filed	2,466	2,360	98	1,062	1,474	709	4,055	33,361
Other Cases Reaching Docket								
Cases Reactivated	0	2	0	0	1	2	6	25
All Other Cases Added	150	44	1	170	198	93	298	1,557
Total Active Cases on Docket	5,456	4,504	373	4,361	6,238	3,265	10,483	86,243
DISPOSITIONS								
Change of Venue Transfers	14	12	0	72	79	16	82	362
Default Judgments	129	96	4	47	42	7	214	1,083
Agreed Judgments	756	473	24	297	343	131	995	8,536
Summary Judgments	1	2	0	1	4	1	0	40
Final Judgments								
After Non-Jury Trial	959	978	26	268	402	149	1,342	12,390
By Jury Verdict	0	0	0	0	1	0	1	19
By Directed Verdict	0	2	0	2	0	0	1	9
Dismissed for Want of Prosecution	41	25	2	141	176	106	59	2,982
Non-Suited or Dismissed by Plaintiff	762	518	27	93	70	114	525	4,257
All Other Dispositions	246	196	8	85	315	106	625	4,705
Total Cases Disposed	2,908	2,302	91	1,006	1,432	630	3,844	34,383
Cases Placed on Inactive Status	0	2	0	2	3	3	12	58
CASES PENDING END OF YEAR								
Active Cases	2,548	2,200	282	3,354	4,802	2,629	6,632	51,814
Inactive Cases	0	4	1	12	14	20	76	201

AGE OF CASES DISPOSED	3 Months or Less	Over 3 to 6 Months	Over 6 to 12 Months	12 to 18 Months	Over 18 Months	TOTAL
Number of Cases	11,778	7,093	7,046	2,777	5,689	34,383

ADDITIONAL COURT ACTIVITY	TOTAL
Cases in Which Jury Selected	32
Cases in Which Mistrial Declared	10
Injunction of Show Cause Order Issued	1,359
Protective Orders Signed	870
Cases Set for Review	1,575
Cases in Which Plaintiff/Petitioner Represented Self	7,812

STATUTORY COUNTY COURTS

JUVENILE CASE ACTIVITY

CASES ON DOCKET	CINS	Delinquent Conduct							
		Capital Murder	Murder	Other Homicides	Aggravated Assault or Attempted Murder	Assault	Indecency with or Sexual Assault of Child	Aggravated Robbery or	Burglary
CASES PENDING BEGINNING OF YEAR									
<i>Active Cases</i>	362	7	30	9	413	928	314	134	215
<i>Inactive Cases</i>	2	0	0	0	4	13	3	1	8
Docket Adjustments	-20	1	0	0	-24	80	-20	-6	10
CASES ADDED									
New Petitions Filed	118	3	27	3	439	919	216	108	103
Petitions for Transfer to Adult Criminal Court	---	3	5	0	7	2	8	5	0
Other Cases Reaching Docket									
<i>Motions to Modify/Enforce/Proceed Filed</i>	31	0	0	0	97	160	47	31	39
<i>Cases Reactivated</i>	0	0	0	0	6	25	3	3	2
<i>All Other Cases Added</i>	55	0	0	0	7	14	23	4	3
Total Active Cases on Docket	546	14	62	12	945	2,128	591	279	372
ADJUDICATIONS									
Findings of Delinquent Conduct or CINS									
<i>Plea of True</i>	59	2	7	0	227	416	126	62	64
<i>By the Court</i>	37	0	0	0	22	21	15	12	9
<i>By the Jury</i>	0	0	0	0	1	1	0	0	0
Total Findings of DC/CINS	96	2	7	0	250	438	141	74	73
Deferred Prosecution	8	0	0	0	30	123	9	2	15
Transferred to Adult Criminal Court	---	1	9	1	4	1	24	7	0
Findings of No DC or No CINS									
<i>By the Court</i>	4	0	0	0	8	4	1	0	1
<i>By the Jury</i>	0	0	0	0	0	1	1	1	0
Total Findings of No DC/No CINS	4	0	0	0	8	5	2	1	1
Dismissals	62	0	4	1	100	297	77	30	29
Motions to Modify Disposition									
<i>Denied</i>	2	0	0	0	3	17	1	3	3
<i>Granted</i>	25	0	0	0	69	112	39	20	28
All Other Adjudications/Findings	3	0	0	1	25	45	8	12	16
Total Cases Adjudicated	200	3	20	3	489	1,038	301	149	165
Cases Placed on Inactive Status	0	0	0	0	9	27	10	7	3
CASES PENDING END OF YEAR									
Active Cases	346	11	42	9	447	1,061	279	124	208
Inactive Cases	2	0	0	0	7	17	11	4	5
DISPOSITIONS									
Cases with Finding of DC/CINS									
Probation Granted									
<i>Determinate Sentence Probation</i>	---	0	0	0	40	46	22	15	20
<i>All Other Probation</i>	49	0	2	0	194	405	103	48	52
Committed to Texas Juvenile Justice Dept.									
<i>Determinate Sentence</i>	---	1	6	0	5	0	1	5	0
<i>Indeterminate Sentence</i>	---	0	1	0	20	1	12	6	6
Final Judgment Without Any Disposition	0	0	0	1	5	14	3	2	8
Cases w/ Granted Motion to Mod. Disp.									
Probation Revoked, Child Sent to TJJD	---	0	0	0	5	0	9	1	2
All Other Dispositions	9	0	1	0	36	64	15	16	25

STATUTORY COUNTY COURTS - JUVENILE CASE ACTIVITY CONTINUED

CASES ON DOCKET	Delinquent Conduct							TOTAL CASES	Total DC Cases	
	Theft	Auto Theft	Felony Drug Offenses	Misde-meanor Drug Offenses	DWI	Contempt of Court	All Other Offenses		Felonies	Misde-meanors
CASES PENDING BEGINNING OF YEAR										
<i>Active Cases</i>	495	91	260	415	5	9	1,555	5,242	2,098	2,339
<i>Inactive Cases</i>	2	2	1	6	0	0	12	54	16	29
Docket Adjustments	6	-3	-23	1	1	6	47	56	-19	91
CASES ADDED										
New Petitions Filed	242	88	411	112	3	8	1,195	3,995	2,061	1,722
Petitions for Transfer to Adult Criminal Court	2	0	1	0	0	0	8	41	40	2
Other Cases Reaching Docket										
<i>Motions to Modify/Enforce/Proceed Filed</i>	50	28	70	20	1	0	237	811	457	321
<i>Cases Reactivated</i>	3	2	0	4	0	0	19	67	26	41
<i>All Other Cases Added</i>	5	3	27	2	1	1	33	178	89	32
Total Active Cases on Docket	803	209	746	554	11	24	3,094	10,390	4,752	4,548
ADJUDICATIONS										
Findings of Delinquent Conduct or CINS										
<i>Plea of True</i>	134	52	165	54	4	1	608	1,981	1,054	849
<i>By the Court</i>	7	11	20	2	0	0	38	194	120	36
<i>By the Jury</i>	0	0	0	0	0	0	1	3	1	2
Total Findings of DC/CINS	141	63	185	56	4	1	647	2,178	1,175	887
Deferred Prosecution	32	5	22	39	0	0	87	372	97	186
Transferred to Adult Criminal Court	1	0	0	0	0	0	2	50	49	1
Findings of No DC or No CINS										
<i>By the Court</i>	1	0	0	0	0	0	2	21	12	5
<i>By the Jury</i>	0	0	0	0	0	0	0	3	2	1
Total Findings of No DC/No CINS	1	0	0	0	0	0	2	24	14	6
Dismissals	64	17	150	51	1	4	309	1,196	559	528
Motions to Modify Disposition										
<i>Denied</i>	4	0	7	1	0	0	25	66	34	30
<i>Granted</i>	43	18	45	12	1	0	170	582	324	230
All Other Adjudications/Findings	23	10	30	5	1	8	92	279	166	110
Total Cases Adjudicated	309	113	439	164	7	13	1,334	4,747	2,418	1,978
Cases Placed on Inactive Status	5	3	0	2	0	0	35	101	47	54
CASES PENDING END OF YEAR										
Active Cases	489	93	307	388	4	11	1,736	5,555	2,293	2,520
Inactive Cases	4	3	1	4	0	0	18	76	31	38
DISPOSITIONS										
Cases with Finding of DC/CINS										
Probation Granted										
<i>Determinate Sentence Probation</i>	14	9	59	12	0	1	113	351	231	118
<i>All Other Probation</i>	119	40	123	44	2	0	506	1,687	839	757
Committed to Texas Juvenile Justice Dept.										
<i>Determinate Sentence</i>	2	0	1	0	0	0	10	31	28	3
<i>Indeterminate Sentence</i>	4	4	4	0	0	0	13	71	69	2
Final Judgment Without Any Disposition	8	5	9	1	2	0	39	97	51	46
Cases w/ Granted Motion to Mod. Disp.										
Probation Revoked, Child Sent to TJJD	3	1	3	0	0	0	2	26	26	0
All Other Dispositions	37	17	19	6	2	1	139	387	211	170

STATUTORY COUNTY COURTS - JUVENILE CASE ACTIVITY CONTINUED

AGE OF CASES DISPOSED	30 Days or Less	31 to 90 Days	91 to 180 Days	Over 180 Days	TOTAL
Number of Cases	864	1,419	1,204	1,260	4,747

ADDITIONAL COURT ACTIVITY	CINS	DC	TOTAL
Grand Jury Approvals	---	41	41
Release or Transfer Hearings	---	8	8
Detention Hearings	54	6,610	6,664
Cases Set for Review	8	684	692
Competency Hearings	3	12	15
Motions to Suppress Granted or Denied	0	1	1
Applications for Sealing Records	3	344	347
Motions for Sex Offender Un- or Deregistration	1	11	12
Cases in Which Attorney Appointed as Counsel	98	3,544	3,642
Cases with Retained Counsel	38	1,249	1,287

STATUTORY COUNTY COURTS

PROBATE AND GUARDIANSHIP CASES

CASES ON DOCKET	Decedents' Estates			Guardianships		All Other Cases	TOTAL CASES
	Independent Administration	Dependent Administration	All Other Estate Proceedings	Minor	Adult		
NEW CASES, APPLICATIONS OR CONTESTS FILED	34,935	2,134	12,431	525	4,260	1,717	56,002
Other Cases Added							
<i>Ancillary Cases</i>	325	90	65	3	48	120	651
<i>All Other Matters</i>	5,218	1,860	559	379	3,506	696	12,218
Inventories Filed	28,607	1,590	0	150	810	0	31,157
Guardianship of Person Reports Filed	---	---	---	946	29,065	0	30,011
Annual or Final Accounts Filed	---	1,842	---	983	5,429	---	8,254

ADDITIONAL COURT ACTIVITY	TOTAL
GUARDIANSHIPS	
<i>Dismissed or Denied</i>	336
<i>Granted</i>	3,012
<i>Closed</i>	1,746
<i>Active</i>	41,305
Chapter 1102 Investigations	3,580
Chapter 48 Removals	34
Hearings Held	71,284
Cases in Which Plaintiff/Petitioner Represented Self	2,198

MENTAL HEALTH CASE ACTIVITY

CASES ON DOCKET	Temporary Mental Health Services	Extended Mental Health Services	Modification	
			Inpatient to Outpatient	Outpatient to Inpatient
INTAKE				
New Applications Filed	45,030	283	162	182
Orders for Protective Custody Signed	43,613	---	---	---
HEARINGS				
Probable Cause Hearings Held	37,868	---	---	---
Release/Dismissal Prior to Final Hearing	47,392	39	4	45
Final Commitment Hearings Held	7,744	219	36	40
OTHER INFORMATION				
Disposition at Final Hearing				
<i>Denied (Release)</i>	1,930	5	2	1
<i>Granted (Commit)</i>				
<i>Inpatient</i>	3,064	199	31	---
<i>Outpatient</i>	366	54	---	18

ORDER TO AUTHORIZE PSYCHOACTIVE MEDICATIONS	TOTAL
New Applications Filed	4,484
Dismissal Prior to Hearing	439
Hearings Held	2,715
Disposition at Hearing	
<i>Denied</i>	253
<i>Granted</i>	2,837

CONSTITUTIONAL COUNTY COURTS

CRIMINAL CASE ACTIVITY

CASES ON DOCKET	DWI - First Offense	DWI - Second Offense	Theft	Theft by Check	Drug Possession - Marijuana	Drug Offenses - Other
CASES PENDING BEGINNING OF YEAR						
<i>Active Cases</i>	10,126	1,289	4,935	6,788	7,359	3,676
<i>Inactive Cases</i>	1,585	349	1,273	1,547	1,839	580
Docket Adjustments	922	31	27	22	168	-2
CASES ADDED						
New Cases Filed	3,448	699	1,602	122	4,463	1,283
Appealed from Lower Courts	0	4	1	0	4	53
Other Cases Reaching Docket						
<i>Motions to Revoke Filed</i>	325	92	115	2	162	67
<i>Cases Reactivated</i>	551	131	408	89	715	239
<i>All Other Cases Added</i>	27	5	9	1	8	3
Total Active Cases on Docket	15,399	2,251	7,097	7,024	12,879	5,319
DISPOSITIONS						
Convictions						
<i>Guilty Plea or Nolo Contendere</i>	1,565	525	620	25	1,427	461
<i>By the Court</i>	109	26	33	10	83	15
<i>By the Jury</i>	7	3	2	0	0	0
Total Convictions	1,681	554	655	35	1,510	476
Deferred Adjudication	630	16	146	2	576	124
Acquittals						
<i>By the Court</i>	0	0	1	0	0	0
<i>By the Jury</i>	1	2	0	0	5	1
Total Acquittals	1	2	1	0	5	1
Dismissals	1,277	136	681	506	2,299	763
Motions to Revoke						
<i>Granted/Revoked</i>	177	45	73	3	102	51
<i>Denied/Continued</i>	75	20	25	7	52	12
All Other Dispositions	166	17	54	9	260	38
Total Cases Disposed	4,007	790	1,635	562	4,804	1,465
Cases Placed on Inactive Status	613	140	471	31	790	241
CASES PENDING END OF YEAR						
<i>Active Cases</i>	9,938	1,323	5,027	6,466	7,311	3,640
<i>Inactive Cases</i>	1,640	346	1,271	1,427	1,847	548
SENTENCING INFORMATION						
<i>Local Jail</i>	350	116	352	9	578	262
<i>Probation/Comm. Supervision</i>	1,085	364	175	6	303	106
<i>Fine Only</i>	94	15	20	7	297	53
<i>Other</i>	110	34	74	9	236	39

CONSTITUTIONAL COUNTY COURTS - CRIMINAL CASE ACTIVITY CONTINUED

CASES ON DOCKET	Family Violence Assault	Assault - Other	Traffic	DWLS/ DWLI	Other Misdemeanor Cases	TOTAL CASES
CASES PENDING BEGINNING OF YEAR						
<i>Active Cases</i>	2,822	3,479	9,279	2,745	21,392	73,890
<i>Inactive Cases</i>	609	331	641	650	3,541	12,945
Docket Adjustments	81	24	-90	53	321	1,557
CASES ADDED						
New Cases Filed	2,379	1,036	1,936	1,292	14,390	32,650
Appealed from Lower Courts	3	12	1,939	28	158	2,202
Other Cases Reaching Docket						
<i>Motions to Revoke Filed</i>	194	65	58	41	506	1,627
<i>Cases Reactivated</i>	424	193	184	344	2,022	5,300
<i>All Other Cases Added</i>	15	7	19	3	68	165
Total Active Cases on Docket	5,918	4,816	13,325	4,506	38,857	117,391
DISPOSITIONS						
Convictions						
<i>Guilty Plea or Nolo Contendere</i>	869	359	792	490	5,809	12,942
<i>By the Court</i>	54	16	44	16	301	707
<i>By the Jury</i>	4	0	1	0	4	21
Total Convictions	927	375	837	506	6,114	13,670
Deferred Adjudication	260	152	703	86	832	3,527
Acquittals						
<i>By the Court</i>	0	0	0	0	4	5
<i>By the Jury</i>	2	4	10	3	16	44
Total Acquittals	2	4	10	3	20	49
Dismissals	1,218	529	2,124	735	5,493	15,761
Motions to Revoke						
<i>Granted/Revoked</i>	85	37	32	34	316	955
<i>Denied/Continued</i>	35	14	12	11	89	352
All Other Dispositions	114	44	249	68	328	1,347
Total Cases Disposed	2,641	1,155	3,967	1,443	13,192	35,661
Placed on Inactive Status	440	213	207	309	2,605	6,060
CASES PENDING END OF YEAR						
<i>Active Cases</i>	2,842	3,433	9,098	2,712	21,653	73,443
<i>Inactive Cases</i>	613	350	595	622	3,565	12,824
SENTENCING INFORMATION						
<i>Local Jail</i>	466	186	158	202	2,546	5,225
<i>Probation/Comm. Supervision</i>	300	126	146	91	938	3,640
<i>Fine Only</i>	48	21	355	102	359	1,371
<i>Other</i>	90	37	82	92	1,102	1,905

CONSTITUTIONAL COUNTY COURTS - CRIMINAL CASE ACTIVITY CONTINUED

AGE OF CASES DISPOSED	30 Days or Less	31 to 60 Days	61 to 90 Days	Over 90 Days	TOTAL
Number of Cases	7,485	4,578	4,746	18,852	35,661

ADDITIONAL COURT ACTIVITY	TOTAL
Cases in Which Jury Selected	20
Cases in Which Mistrial Declared	3
Motions to Suppress Granted or Denied	169
Mental Illness/Intellectual Disability Assessments	1,653
Competency Examination Reports	18
Cases Set for Review	271
Cases in Which Attorney Appointed as Counsel	7,639
Cases With Retained Counsel	6,112
Cases in Which Defendant Failed to Appear	2,406
Cases in Which Defendant Violated Condition of Release	335
Cases Defendant Committed Offense on Bail/Supervision	280

CONSTITUTIONAL COUNTY COURTS**CIVIL CASE ACTIVITY**

CASES ON DOCKET	Injury or Damage			Contract		
	Motor Vehicle	Other Injury or Damage	Real Property	Consumer/Commercial/ Debt	Landlord/ Tenant	Other Contract
CASES PENDING BEGINNING OF YEAR						
<i>Active Cases</i>	280	108	41	3,119	131	339
<i>Inactive Cases</i>	30	5	0	140	3	8
Docket Adjustments	-12	-7	3	-46	-14	-12
CASES ADDED						
New Cases Filed	22	10	7	745	75	57
Appealed from Lower Courts	0	1	0	7	28	5
Other Cases Reaching Docket						
<i>Cases Reactivated</i>	0	0	0	13	0	1
<i>All Other Cases Added</i>	1	0	1	13	0	0
Total Active Cases on Docket	291	112	52	3,851	220	390
DISPOSITIONS						
Change of Venue Transfers	1	0	1	2	1	0
Default Judgments	3	4	0	216	10	8
Agreed Judgments	1	0	0	60	5	5
Summary Judgments	0	0	0	7	1	0
Final Judgments						
<i>After Non-Jury Trial</i>	0	0	1	18	46	8
<i>By Jury Verdict</i>	0	0	0	0	0	1
<i>By Directed Verdict</i>	0	0	0	0	1	0
<i>Dismissed for Want of Prosecution</i>	1	2	0	8	6	0
<i>Non-Suited or Dismissed by Plaintiff</i>	6	2	0	220	8	6
All Other Dispositions	2	0	1	34	7	8
Total Cases Disposed	14	8	3	565	85	36
Cases Placed on Inactive Status	0	0	0	21	1	3
CASES PENDING END OF YEAR						
<i>Active Cases</i>	276	102	49	3,250	133	327
<i>Inactive Cases</i>	27	5	0	124	4	4

CONSTITUTIONAL COUNTY COURTS - CIVIL CASE ACTIVITY CONTINUED

CASES ON DOCKET	Civil Cases Relating to Criminal Matters	All Other Civil Cases	TOTAL CASES
CASES PENDING BEGINNING OF YEAR			
<i>Active Cases</i>	10,840	7,097	21,955
<i>Inactive Cases</i>	307	333	826
Docket Adjustments	100	-371	-359
CASES ADDED			
New Cases Filed	2,590	954	4,460
Appealed from Lower Courts	5	59	105
Other Cases Reaching Docket			
<i>Cases Reactivated</i>	33	4	51
<i>All Other Cases Added</i>	43	30	88
Total Active Cases on Docket	13,611	7,773	26,300
DISPOSITIONS			
Change of Venue Transfers	2	5	12
Default Judgments	94	60	395
Agreed Judgments	331	86	488
Summary Judgments	1	6	15
Final Judgments			
<i>After Non-Jury Trial</i>	52	57	182
<i>By Jury Verdict</i>	0	2	3
<i>By Directed Verdict</i>	1	2	4
<i>Dismissed for Want of Prosecution</i>	162	29	208
<i>Non-Suited or Dismissed by Plaintiff</i>	369	66	677
All Other Dispositions	310	286	648
Total Cases Disposed	1,322	599	2,632
Cases Placed on Inactive Status	45	10	80
CASES PENDING END OF YEAR			
<i>Active Cases</i>	11,118	6,985	22,240
<i>Inactive Cases</i>	283	325	772

AGE OF CASES DISPOSED	3 Months or Less	Over 3 to 6 Months	Over 6 to 12 Months	12 to 18 Months	Over 18 Months	TOTAL
Number of Cases	1,133	307	374	153	665	2,632

ADDITIONAL COURT ACTIVITY	TOTAL
Cases in Which Jury Selected	3
Cases in Which Mistrial Declared	0
Injunction of Show Cause Order Issued	4
Protective Orders Signed	224
Cases in Which Plaintiff/Petitioner Represented Self	472

CONSTITUTIONAL COUNTY COURTS

JUVENILE CASE ACTIVITY

CASES ON DOCKET	CINS	Delinquent Conduct							
		Capital Murder	Murder	Other Homicides	Aggravated Assault or Attempted Murder	Assault	Indecency with or Sexual Assault of Child	Aggravated Robbery or Robbery	Burglary
CASES PENDING BEGINNING OF YEAR									
<i>Active Cases</i>	97	2	2	1	61	182	98	21	102
<i>Inactive Cases</i>	2	0	0	0	0	10	0	0	0
Docket Adjustments	0	0	0	0	0	-15	-11	-4	-2
CASES ADDED									
New Petitions Filed	1	0	0	1	39	93	29	5	52
Petitions for Transfer to Adult Criminal Court	---	0	0	0	1	1	0	0	0
Other Cases Reaching Docket									
<i>Motions to Modify/Enforce/Proceed Filed</i>	0	0	0	0	6	2	1	0	5
<i>Cases Reactivated</i>	0	0	0	0	0	0	0	0	0
<i>All Other Cases Added</i>	16	0	0	0	3	4	1	1	4
Total Active Cases on Docket	114	2	2	2	110	267	118	23	161
ADJUDICATIONS									
Findings of Delinquent Conduct or CINS									
<i>Plea of True</i>	5	0	0	0	16	31	5	1	12
<i>By the Court</i>	1	0	0	0	2	8	1	1	1
<i>By the Jury</i>	0	0	0	0	0	0	0	0	0
Total Findings of DC/CINS	6	0	0	0	18	39	6	2	13
Deferred Prosecution	0	0	0	0	2	1	0	0	2
Transferred to Adult Criminal Court	0	0	1	0	2	0	1	1	0
Findings of No DC or No CINS									
<i>By the Court</i>	0	0	0	0	0	0	0	0	0
<i>By the Jury</i>	0	0	0	0	0	0	0	0	0
Total Findings of No DC/No CINS	0	0	0	0	0	0	0	0	0
Dismissals	2	0	0	0	4	17	9	2	5
Motions to Modify Disposition									
<i>Denied</i>	0	0	0	0	0	2	1	0	1
<i>Granted</i>	0	0	0	0	2	1	1	0	5
All Other Adjudications/Findings	1	0	0	0	6	16	3	2	5
Total Cases Adjudicated	9	0	1	0	34	76	21	7	31
Cases Placed on Inactive Status	0	0	1	0	0	0	0	0	1
CASES PENDING END OF YEAR									
Active Cases	107	2	0	2	76	189	97	16	129
Inactive Cases	0	0	1	0	0	10	0	0	0
DISPOSITIONS									
Cases with Finding of DC/CINS									
Probation Granted									
<i>Determinate Sentence Probation</i>	---	0	0	0	6	7	2	0	9
<i>All Other Probation</i>	0	0	0	0	12	27	5	1	8
Committed to Texas Juvenile Justice Dept.									
<i>Determinate Sentence</i>	---	0	0	0	0	0	0	0	0
<i>Indeterminate Sentence</i>	---	0	0	0	0	0	0	0	1
Final Judgment Without Any Disposition	1	0	0	0	0	0	0	0	1
Cases w/ Granted Motion to Mod. Disp.									
Probation Revoked, Child Sent to TJJD	---	0	0	0	0	0	0	0	1
All Other Dispositions	0	0	0	0	2	7	1	0	4

CONSTITUTIONAL COUNTY COURTS - JUVENILE CASE ACTIVITY CONTINUED

CASES ON DOCKET	Delinquent Conduct							TOTAL CASES	Total DC Cases	
	Theft	Auto Theft	Felony Drug Offenses	Misde-meanor Drug Offenses	DWI	Contempt of Court	All Other Offenses		Felonies	Misde-meanors
CASES PENDING BEGINNING OF YEAR										
<i>Active Cases</i>	86	30	47	84	11	3	639	1,466	502	709
<i>Inactive Cases</i>	0	0	0	2	0	0	14	28	21	22
Docket Adjustments	-2	-3	-2	-5	0	-1	-10	-55	15	-9
CASES ADDED										
New Petitions Filed	19	20	48	23	4	5	215	554	263	210
Petitions for Transfer to Adult Criminal Court	0	0	3	0	0	0	0	5	3	1
Other Cases Reaching Docket										
<i>Motions to Modify/Enforce/Proceed Filed</i>	0	1	0	0	0	0	16	31	15	11
<i>Cases Reactivated</i>	0	0	0	0	0	0	0	0	0	0
<i>All Other Cases Added</i>	1	2	1	0	0	0	9	42	16	5
Total Active Cases on Docket	104	50	97	102	15	7	869	2,043	814	927
ADJUDICATIONS										
Findings of Delinquent Conduct or CINS										
<i>Plea of True</i>	5	8	12	4	0	0	82	181	87	62
<i>By the Court</i>	1	0	0	0	0	1	8	24	13	4
<i>By the Jury</i>	0	0	1	0	0	0	0	1	1	0
Total Findings of DC/CINS	6	8	13	4	0	1	90	206	101	66
Deferred Prosecution	2	0	0	1	0	0	6	14	9	4
Transferred to Adult Criminal Court	0	0	0	0	0	0	1	6	4	0
Findings of No DC or No CINS										
<i>By the Court</i>	1	0	0	0	0	0	0	1	1	0
<i>By the Jury</i>	0	0	0	0	0	0	0	0	0	0
Total Findings of No DC/No CINS	1	0	0	0	0	0	0	1	1	0
Dismissals	3	4	23	10	1	0	44	124	61	48
Motions to Modify Disposition										
<i>Denied</i>	0	0	0	0	0	0	2	6	3	3
<i>Granted</i>	0	1	0	0	0	0	11	21	12	4
All Other Adjudications/Findings	1	3	18	0	0	0	34	89	52	36
Total Cases Adjudicated	13	16	54	15	1	1	188	467	243	161
Cases Placed on Inactive Status	1	0	0	0	0	0	3	6	5	0
CASES PENDING END OF YEAR										
Active Cases	91	33	43	87	14	6	676	1,568	568	761
Inactive Cases	0	0	0	2	0	0	15	28	24	22
DISPOSITIONS										
Cases with Finding of DC/CINS										
Probation Granted										
<i>Determinate Sentence Probation</i>	2	2	1	0	0	0	36	65	46	13
<i>All Other Probation</i>	6	5	12	4	0	0	75	155	76	51
Committed to Texas Juvenile Justice Dept.										
<i>Determinate Sentence</i>	0	0	0	0	0	0	2	2	0	0
<i>Indeterminate Sentence</i>	1	0	0	0	0	0	2	4	1	0
Final Judgment Without Any Disposition	0	0	0	0	0	0	9	11	9	1
Cases w/ Granted Motion to Mod. Disp.										
Probation Revoked, Child Sent to TJJD	0	0	0	0	0	0	0	1	0	0
All Other Dispositions	0	1	0	0	0	0	12	27	12	9

CONSTITUTIONAL COUNTY COURTS - JUVENILE CASE ACTIVITY CONTINUED

AGE OF CASES DISPOSED	30 Days or Less	31 to 90 Days	91 to 180 Days	Over 180 Days	TOTAL
Number of Cases	137	126	93	111	467

ADDITIONAL COURT ACTIVITY	CINS	DC	TOTAL
Grand Jury Approvals	---	0	0
Release or Transfer Hearings	---	3	3
Detention Hearings	18	236	254
Cases Set for Review	1	0	1
Competency Hearings	0	1	1
Motions to Suppress Granted or Denied	0	0	0
Applications for Sealing Records	2	1	3
Motions for Sex Offender Un- or Deregistration	0	1	1
Cases in Which Attorney Appointed as Counsel	24	298	322
Cases with Retained Counsel	1	154	155

CONSTITUTIONAL COUNTY COURTS**PROBATE AND GUARDIANSHIP CASES**

CASES ON DOCKET	Decedents' Estates			Guardianships		All Other Cases	TOTAL CASES
	Independent Administration	Dependent Administration	All Other Estate Proceedings	Minor	Adult		
NEW CASES, APPLICATIONS OR CONTESTS FILED	11,467	576	4,415	162	866	1,079	18,565
Other Cases Added							
<i>Ancillary Cases</i>	82	29	62	4	13	5	195
<i>All Other Matters</i>	462	176	147	36	499	79	1,399
Inventories Filed	7,082	284	---	38	231	---	7,635
Guardianship of Person Reports Filed	---	---	---	271	4,370	---	4,641
Annual or Final Accounts Filed	---	312	---	229	1,640	---	2,181

ADDITIONAL COURT ACTIVITY	TOTAL
GUARDIANSHIPS	
<i>Dismissed or Denied</i>	178
<i>Granted</i>	471
<i>Closed</i>	1,280
<i>Active</i>	6,529
Chapter 1102 Investigations	549
Chapter 48 Removals	10
Hearings Held	15,137
Cases in Which Plaintiff/Petitioner Represented Self	639

MENTAL HEALTH CASE ACTIVITY

CASES ON DOCKET	Temporary Mental Health Services	Extended Mental Health Services	Modification	
			Inpatient to Outpatient	Outpatient to Inpatient
INTAKE				
New Applications Filed	5,914	113	1	11
Orders for Protective Custody Signed	5,060	---	---	---
HEARINGS				
Probable Cause Hearings Held	2,740	---	---	---
Release/Dismissal Prior to Final Hearing	3,198	6	0	0
Final Commitment Hearings Held	1,144	5	0	0
OTHER INFORMATION				
Disposition at Final Hearing				
<i>Denied (Release)</i>	617	0	0	0
<i>Granted (Commit)</i>				
<i>Inpatient</i>	767	80	0	---
<i>Outpatient</i>	90	0	---	9

ORDER TO AUTHORIZE PSYCHOACTIVE MEDICATIONS	TOTAL
New Applications Filed	850
Dismissal Prior to Hearing	22
Hearings Held	582
Disposition at Hearing	
<i>Denied</i>	11
<i>Granted</i>	709

DISTRICT AND STATUTORY COUNTY COURTS**CIVIL CASE ACTIVITY**

	Injury or Damage					
	Motor Vehicle	Medical Malpractice	Other Professional Malpractice	Product Liability - Asbestos/Silica	Other Product Liability	Other Injury or Damage
CASES ON DOCKET						
CASES PENDING BEGINNING OF YEAR						
<i>Active Cases</i>	102,225	2,844	349	845	729	31,987
<i>Inactive Cases</i>	3,152	167	23	235	32	1,367
Docket Adjustments	-619	1	20	250	-12	-71
CASES ADDED						
New Cases Filed	53,313	1,201	118	76	214	13,501
Cases Appealed from Lower Courts	5,919	188	17	2	21	1,175
Other Cases Reaching Docket						
<i>Cases Reactivated</i>	5,919	188	17	2	21	1,175
<i>All Other Cases Added</i>	1,659	50	4	3	13	469
Total Active Cases on Docket	162,501	4,284	508	1,176	965	47,070
DISPOSITIONS						
Change of Venue Transfers	302	18	0	1	7	264
Default Judgments	1,452	8	6	2	6	562
Agreed Judgments	6,378	144	14	4	43	1,408
Summary Judgments	426	28	7	1	5	372
Final Judgments						
<i>After Non-Jury Trial</i>	1,775	32	3	2	8	518
<i>By Jury Verdict</i>	587	37	3	2	2	97
<i>By Directed Verdict</i>	18	1	0	0	0	6
<i>Dismissed for Want of Prosecution</i>	6,605	99	37	10	21	1,509
<i>Non-Suited or Dismissed by Plaintiff</i>	26,544	712	51	22	100	5,467
All Other Dispositions	8,974	176	20	21	46	2,316
Total Cases Disposed	53,061	1,255	141	65	238	12,519
Cases Placed on Inactive Status	6,857	210	19	45	22	1,421
CASES PENDING END OF YEAR						
<i>Active Cases</i>	103,371	2,841	350	1,040	709	32,726
<i>Inactive Cases</i>	3,161	165	21	304	28	1,952

DISTRICT AND STATUTORY COUNTY COURTS - CIVIL CASE ACTIVITY CONTINUED

	Real Property		Contract		Civil Cases Relating to Criminal Matters	All Other Civil Cases	Tax	TOTAL CASES
	Eminent Domain	Other Real Property	Consumer/ Commercial/ Debt	Other Contract				
CASES ON DOCKET								
CASES PENDING BEGINNING OF YR								
<i>Active Cases</i>	3,861	22,897	107,006	39,647	129,711	94,519	110,675	647,295
<i>Inactive Cases</i>	40	702	3,656	1,817	798	2,173	896	15,058
Docket Adjustments	266	-94	-1,813	-180	-8,117	-1,429	-757	-12,555
CASES ADDED								
New Cases Filed	1,984	19,030	71,737	21,243	78,202	44,856	46,505	351,980
Cases Appealed from Lower Courts	8	1,929	279	3,791	2	17,348	0	21,949
Other Cases Reaching Docket								
<i>Cases Reactivated</i>	8	1,929	1,817	571	1,398	1,782	1,866	16,693
<i>All Other Cases Added</i>	40	318	4,531	518	949	2,655	486	11,695
Total Active Cases on Docket	6,159	44,596	183,557	65,590	202,145	159,731	158,775	1,037,057
DISPOSITIONS								
Change of Venue Transfers	18	95	360	150	33	292	25	1,565
Default Judgments	5	580	21,582	4,361	6,626	3,048	7,367	45,605
Agreed Judgments	301	11,024	6,679	1,903	12,909	9,913	914	51,634
Summary Judgments	4	256	1,778	515	349	1,138	450	5,329
Final Judgments								
<i>After Non-Jury Trial</i>	403	860	2,744	2,049	12,078	8,174	8,483	37,129
<i>By Jury Verdict</i>	1	34	118	46	34	112	25	1,098
<i>By Directed Verdict</i>	2	6	7	4	38	44	7	133
<i>Dismissed for Want of Prosecution</i>	46	1,050	8,253	2,863	2,762	8,215	2,535	34,005
<i>Non-Suited or Dismissed by Plaintiff</i>	462	2,669	23,472	7,888	11,105	13,309	23,176	114,977
All Other Dispositions	187	1,456	5,950	4,070	23,927	8,898	1,839	57,880
Total Cases Disposed	1,429	18,030	70,943	23,849	69,861	53,143	44,821	349,355
Cases Placed on Inactive Status	12	2,202	2,289	746	2,271	2,188	2,561	20,843
CASES PENDING END OF YEAR								
<i>Active Cases</i>	4,694	24,660	110,415	41,062	128,366	104,227	110,838	665,299
<i>Inactive Cases</i>	39	630	3,613	1,770	837	2,175	923	15,618

AGE OF CASES DISPOSED	3 Months or Less	Over 3 to 6 Months	Over 6 to 12 Months	12 to 18 Months	Over 18 Months	TOTAL
Number of Cases	95,387	58,022	67,161	37,359	91,425	349,354

ADDITIONAL COURT ACTIVITY	TOTAL
Cases in Which Jury Selected	1,451
Cases in Which Mistrial Declared	118
Injunction of Show Cause Order Issued	6,271
Cases in Which Plaintiff/Petitioner Represented Self	24,511

DISTRICT AND STATUTORY COUNTY COURTS**FAMILY CASE ACTIVITY**

CASES ON DOCKET	Divorce		Parent-Child - No Divorce	Child Protective Services	Termination of Parental Rights	Adoption	Protective Orders - No Divorce	All Other Family Law Cases
	Children	No Children						
CASES PENDING BEGINNING OF YEAR								
<i>Active Cases</i>	70,642	73,831	37,942	19,422	2,456	8,173	9,659	24,870
<i>Inactive Cases</i>	441	249	208	125	18	30	36	127
Docket Adjustments	-547	-916	-167	-534	-46	-52	-430	-260
CASES ADDED								
New Cases Filed	49,635	63,274	14,904	8,168	1,915	7,727	11,995	20,377
Other Cases Reaching Docket								
<i>Cases Reactivated</i>	898	559	324	242	14	116	21	189
<i>All Other Cases Added</i>	1,829	877	1,174	323	35	85	243	1,062
Total Active Cases on Docket	123,004	138,541	54,344	28,155	4,420	16,101	21,918	46,498
DISPOSITIONS								
Change of Venue Transfers	132	49	144	122	23	21	41	41
Default Judgments	2,524	4,376	1,213	140	92	113	1,058	187
Agreed Judgments	22,354	28,012	4,260	595	186	934	2,000	2,955
Summary Judgments	19	23	13	5	3	4	0	26
Final Judgments								
<i>After Non-Jury Trial</i>	13,081	18,230	3,499	3,247	1,155	5,161	2,369	10,374
<i>By Jury Verdict</i>	24	10	9	30	6	6	2	12
<i>By Directed Verdict</i>	6	6	1	1	1	1	3	1
<i>Dismissed for Want of Prosecution</i>	7,565	7,700	3,594	315	185	556	1,913	2,347
<i>Non-Suited or Dismissed by Plaintiff</i>	3,723	3,139	1,305	2,625	130	189	2,447	669
All Other Dispositions	2,870	3,068	1,265	1,481	138	805	2,219	4,063
Total Cases Disposed	52,298	64,613	15,303	8,561	1,919	7,790	12,052	20,675
Cases Placed on Inactive Status	1,029	658	344	221	25	133	22	271
CASES PENDING END OF YEAR								
<i>Active Cases</i>	68,785	72,083	38,198	18,651	2,421	8,083	9,385	25,215
<i>Inactive Cases</i>	396	231	178	99	8	19	30	144

DISTRICT AND STATUTORY COUNTY COURTS - FAMILY CASE ACTIVITY

CASES ON DOCKET	Title IV-D			Post-Judgment Actions				TOTAL CASES
	Paternity	Support Order	UIFSA	Modification - Custody	Modification - Other	Enforcement	Title IV-D	
CASES PENDING BEGINNING OF YEAR								
Active Cases	23,971	27,786	3,542	25,253	34,798	17,593	49,657	429,595
Inactive Cases	66	97	18	132	308	311	1,374	3,540
Docket Adjustments	-783	-724	-67	-50	-985	-588	-2,301	-8,450
CASES ADDED								
New Cases Filed	19,988	26,627	1,891	9,292	14,011	7,076	37,528	294,408
Other Cases Reaching Docket								
Cases Reactivated	80	123	6	42	502	239	418	3,773
All Other Cases Added	530	794	60	1,344	1,341	558	4,064	14,319
Total Active Cases on Docket	44,569	55,330	5,499	35,931	50,652	25,466	91,667	742,095
DISPOSITIONS								
Change of Venue Transfers	49	50	10	506	448	111	485	2,232
Default Judgments	2,173	2,314	178	722	428	215	2,739	18,472
Agreed Judgments	4,964	8,514	297	3,466	5,700	1,588	15,316	101,141
Summary Judgments	6	3	1	3	5	2	1	114
Final Judgments								
After Non-Jury Trial	4,448	5,471	481	1,903	2,472	1,429	9,440	82,760
By Jury Verdict	4	3	0	12	31	13	4	166
By Directed Verdict	0	6	0	3	3	6	11	49
Dismissed for Want of Prosecution	2,259	2,463	179	1,808	2,668	1,628	1,789	36,969
Non-Suited or Dismissed by Plaintiff	5,937	6,098	577	705	1,052	964	5,670	35,230
All Other Dispositions	1,816	2,115	327	535	2,442	933	4,604	28,681
Total Cases Disposed	21,656	27,037	2,050	9,663	15,249	6,889	40,059	305,814
Cases Placed on Inactive Status	192	228	6	51	464	273	494	4,411
CASES PENDING END OF YEAR								
Active Cases	21,760	27,356	3,269	26,079	33,778	17,686	48,435	421,184
Inactive Cases	54	95	10	104	268	299	1,225	3,160

AGE OF CASES DISPOSED	3 Months or Less	Over 3 to 6 Months	Over 6 to 12 Months	12 to 18 Months	Over 18 Months	TOTAL
Number of Cases	97,495	61,399	68,686	29,038	49,196	305,814

ADDITIONAL COURT ACTIVITY	TOTAL
Cases in Which Jury Selected	177
Cases in Which Mistrial Declared	99
Injunction of Show Cause Order Issued	22,851
Protective Orders Signed	8,916
Cases Set for Review	29,202
Cases in Which Plaintiff/Petitioner Represented Self	82,120

DISTRICT AND STATUTORY COUNTY COURTS**FELONY CASE ACTIVITY**

	Capital Murder	Murder	Other Homicides	Aggravated Assault or Attempted Murder	Sexual Assault of Adult	Indecency with or Sexual Assault of Child	Family Violence Assault	Aggravated Robbery or Robbery
CASES ON DOCKET								
CASES PENDING BEGINNING OF YEAR								
<i>Active Cases</i>	1,385	3,203	1,079	33,265	2,702	11,901	13,986	8,541
<i>Inactive Cases</i>	199	984	338	12,362	1,137	6,397	5,101	3,796
Docket Adjustments	-12	-16	-6	-1,001	-55	-120	-918	-471
CASES ADDED								
Filed by Indictment or Information	454	1,210	485	29,201	1,377	5,909	13,832	6,209
Other Cases Reaching Docket								
<i>Motions to Revoke Filed</i>	4	12	51	6,416	165	774	3,515	2,085
<i>Cases Reactivated</i>	89	276	160	10,007	621	2,236	5,784	2,685
<i>All Other Cases Added</i>	17	40	27	1,026	35	139	603	470
Total Active Cases on Docket	1,949	4,741	1,802	79,915	4,900	20,959	37,720	19,990
DISPOSITIONS								
Convictions								
<i>Guilty Plea or Nolo Contendere</i>	296	666	300	10,429	393	2,144	5,859	3,848
<i>By the Court</i>	4	34	16	415	23	114	167	85
<i>By the Jury</i>	87	243	53	243	71	384	57	78
Total Convictions	387	943	369	11,087	487	2,642	6,083	4,011
Deferred Adjudication	16	36	84	9,821	362	1,473	4,267	1,779
Acquittals								
<i>By the Court</i>	1	10	1	67	1	12	7	7
<i>By the Jury</i>	8	42	4	117	34	109	35	10
Total Acquittals	9	52	5	184	35	121	42	17
Dismissals	128	279	99	12,057	824	2,258	6,714	2,294
Motions to Revoke								
<i>Granted/Revoked</i>	0	8	17	2,393	61	321	1,539	806
<i>Denied/Continued</i>	4	7	18	3,277	71	317	1,632	1,219
All Other Dispositions	17	20	18	1,039	28	103	179	240
Total Cases Disposed	561	1,345	610	39,858	1,868	7,235	20,456	10,366
Cases Placed on Inactive Status	107	326	178	11,557	511	2,600	6,171	2,893
CASES PENDING END OF YEAR								
<i>Active Cases</i>	1,153	2,658	849	26,037	2,382	11,028	10,296	5,895
<i>Inactive Cases</i>	191	922	314	9,928	831	6,237	5,056	2,868
Cases in Which								
<i>Death Penalty Sought</i>	5	---	---	---	---	---	---	---
<i>Death Penalty Not Sought</i>	129	---	---	---	---	---	---	---
SENTENCING INFORMATION								
Prison	354	881	252	5,368	372	2,253	2,160	2,889
State Jail	6	9	12	317	7	44	43	189
Local Jail	2	1	7	4,001	62	91	3,066	665
Probation/Community Supervision	1	10	81	1,239	43	150	810	179
Shock Probation	0	1	5	10	0	1	1	15
Fine Only	0	0	1	25	0	1	15	3
Other	2	1	0	85	4	16	23	14

Data for Dallas County are missing for June through August 2023

DISTRICT AND STATUTORY COUNTY COURTS - FELONY CASE ACTIVITY CONTINUED

CASES ON DOCKET	Burglary	Theft	Auto Theft	Drug Sale or Manufac- ture	Drug Possession	Felony DWI	Other Felony	TOTAL CASES
CASES PENDING BEGINNING OF YEAR								
<i>Active Cases</i>	11,765	17,009	5,765	13,283	54,153	11,818	59,838	249,693
<i>Inactive Cases</i>	6,249	14,289	3,383	6,663	28,786	5,994	27,176	122,854
Docket Adjustments	-424	-366	-260	-281	-985	-393	-1,621	-6,929
CASES ADDED								
Filed by Indictment or Information	9,742	18,620	7,272	10,482	51,229	8,748	57,803	222,573
Other Cases Reaching Docket								
<i>Motions to Revoke Filed</i>	3,114	3,757	1,423	2,749	14,808	2,414	10,867	52,154
<i>Cases Reactivated</i>	4,760	8,761	3,092	4,352	24,021	3,443	22,342	92,629
<i>All Other Cases Added</i>	301	420	154	345	1,111	699	1,481	6,868
Total Active Cases on Docket	29,682	48,567	17,706	31,211	145,322	27,122	152,331	623,917
DISPOSITIONS								
Convictions								
<i>Guilty Plea or Nolo Contendere</i>	5,254	9,746	3,611	4,553	20,589	8,071	23,997	99,756
<i>By the Court</i>	280	353	140	212	1,083	324	1,438	4,688
<i>By the Jury</i>	56	42	5	72	88	42	317	1,838
Total Convictions	5,590	10,141	3,756	4,837	21,760	8,437	25,752	106,282
Deferred Adjudication	2,386	3,491	1,238	3,336	16,280	235	13,653	58,457
Acquittals								
<i>By the Court</i>	9	9	1	6	27	1	64	223
<i>By the Jury</i>	13	6	1	9	18	15	73	494
Total Acquittals	22	15	2	15	45	16	137	717
Dismissals	3,217	5,662	2,743	3,030	18,503	1,086	20,557	79,451
Motions to Revoke								
<i>Granted/Revoked</i>	1,569	1,999	756	1,078	7,548	1,041	4,771	23,907
<i>Denied/Continued</i>	1,458	1,554	596	1,570	6,049	1,224	4,761	23,757
All Other Dispositions	304	585	208	344	1,512	372	1,806	6,775
Total Cases Disposed	14,546	23,447	9,299	14,210	71,697	12,411	71,437	299,346
Cases Placed on Inactive Status	4,961	9,868	3,380	4,926	26,271	3,730	25,490	102,969
CASES PENDING END OF YEAR								
<i>Active Cases</i>	9,239	14,265	4,536	9,422	42,608	9,023	49,932	199,323
<i>Inactive Cases</i>	5,466	13,381	3,151	5,119	24,923	5,705	25,897	109,989
Cases in Which								
<i>Death Penalty Sought</i>	---	---	---	---	---	---	---	5
<i>Death Penalty Not Sought</i>	---	---	---	---	---	---	---	129
SENTENCING INFORMATION								
Prison	2,000	1,398	402	3,230	5,144	2,220	12,293	41,216
State Jail	1,318	3,436	1,352	346	4,200	299	2,607	14,185
Local Jail	1,541	4,135	1,659	523	8,616	716	6,130	31,215
Probation/Community Supervision	600	981	244	673	3,384	4,819	3,942	17,156
Shock Probation	5	3	0	8	4	6	40	99
Fine Only	6	8	0	2	59	3	43	166
Other	34	62	12	35	138	209	146	781

Data for Dallas County are missing for June through August 2023

DISTRICT AND STATUTORY COUNTY COURTS - FELONY CASE ACTIVITY CONTINUED

AGE OF CASES DISPOSED	90 Days or Less	91 to 180 Days	181 to 365 Days	Over 365 Days	TOTAL
Number of Cases	90,580	54,099	65,233	93,915	303,827

INFORMATION ON TRAFFICKING OF PERSONS	TOTAL FILED
Cases for Trafficking of Persons	597
Cases for Prostitution	1,230
Cases for Compelling Prostitution	50
Cases for Soliciting Prostitution	1,105

BAIL INFORMATION	TOTAL FILED
Cases in Which Defendant Failed to Appear	65,953
Cases Defendant Violated Condition of Release	12,871
Cases Def. Committed Offense on Bail/Supervision	7,424

ADDITIONAL COURT ACTIVITY	TOTAL
Cases in Which Jury Selected	2,401
Cases in Which Mistrial Declared	162
Motions to Suppress Granted or Denied	3,600
Mental Illness/Intellectual Disability Assessments	46,138
Competency Examination Reports	10,751
Cases Set for Review	44,977
Cases in Which Attorney Appointed as Counsel	187,552
Cases with Retained Counsel	82,040

DISTRICT AND COUNTY-LEVEL COURTS

JUVENILE CASE ACTIVITY

CASES ON DOCKET	CINS	Delinquent Conduct							
		Capital Murder	Murder	Other Homicides	Aggravated Assault or Attempted Murder	Assault	Indecency with or Sexual Assault of Child	Aggravated Robbery or	Burglary
CASES PENDING BEGINNING OF YEAR									
<i>Active Cases</i>	923	74	77	30	1,598	2,184	1,025	744	924
<i>Inactive Cases</i>	12	16	16	0	155	136	93	136	81
Docket Adjustments	223	-10	3	-2	-35	-18	-25	4	-16
CASES ADDED									
New Petitions Filed	165	51	93	19	2,113	2,301	768	784	478
Petitions for Transfer to Adult Criminal Court	--	7	5	1	16	3	25	10	1
Other Cases Reaching Docket									
<i>Motions to Modify/Enforce/Proceed Filed</i>	42	1	2	1	413	351	127	364	154
<i>Cases Reactivated</i>	5	23	24	6	334	214	93	196	50
<i>All Other Cases Added</i>	102	1	0	0	37	25	43	21	23
Total Active Cases on Docket	1,237	157	201	57	4,511	5,078	2,081	2,119	1,630
ADJUDICATIONS									
Findings of Delinquent Conduct or CINS									
<i>Plea of True</i>	69	30	40	15	1,035	735	328	619	252
<i>By the Court</i>	52	0	1	0	118	116	50	83	38
<i>By the Jury</i>	0	0	0	0	2	4	2	0	0
Total Findings of DC/CINS	121	30	41	15	1,155	855	380	702	290
Deferred Prosecution	40	0	0	0	414	557	104	38	92
Transferred to Adult Criminal Court	--	12	24	1	15	2	68	23	1
Findings of No DC or No CINS									
<i>By the Court</i>	4	0	0	0	9	5	5	0	2
<i>By the Jury</i>	0	0	0	0	1	2	5	1	0
Total Findings of No DC/No CINS	4	0	0	0	10	7	10	1	2
Dismissals	79	20	23	1	365	708	231	87	106
Motions to Modify Disposition									
<i>Denied</i>	4	0	0	0	44	53	7	29	27
<i>Granted</i>	25	0	4	1	233	215	85	292	102
All Other Adjudications/Findings	9	4	6	2	236	139	63	134	41
Total Cases Adjudicated	282	66	98	20	2,472	2,536	948	1,306	661
Cases Placed on Inactive Status	5	30	28	7	337	216	84	163	59
CASES PENDING END OF YEAR									
Active Cases	1,172	47	81	28	1,643	2,287	995	635	902
Inactive Cases	9	24	17	1	169	143	90	122	72
DISPOSITIONS									
Cases with Finding of DC/CINS									
Probation Granted									
<i>Determinate Sentence Probation</i>	--	5	4	6	363	185	82	329	72
<i>All Other Probation</i>	54	0	8	3	659	764	256	242	204
Committed to Texas Juvenile Justice Dept.									
<i>Determinate Sentence</i>	--	26	26	6	46	0	4	95	2
<i>Indeterminate Sentence</i>	--	0	4	1	51	5	18	22	10
Final Judgment Without Any Disposition	2	1	1	1	30	51	16	14	19
Cases w/ Granted Motion to Mod. Disp.									
Probation Revoked, Child Sent to TJJD	--	0	1	0	20	1	14	51	10
All Other Dispositions	15	2	5	2	219	207	55	235	91

DISTRICT AND COUNTY-LEVEL COURTS - JUVENILE CASE ACTIVITY CONTINUED

CASES ON DOCKET	Delinquent Conduct							TOTAL CASES	Total DC Cases	
	Theft	Auto Theft	Felony Drug Offenses	Misde-meanor Drug Offenses	DWI	Contempt of Court	All Other Offenses		Felonies	Misde-meanors
CASES PENDING BEGINNING OF YEAR										
<i>Active Cases</i>	1,062	489	719	753	47	42	7,579	18,270	7,700	7,601
<i>Inactive Cases</i>	62	52	27	15	2	0	434	1,237	753	468
Docket Adjustments	-19	-29	-36	-22	-4	3	-113	-96	-115	-465
CASES ADDED										
New Petitions Filed	596	748	1,205	233	40	14	6,111	15,719	8,500	6,203
Petitions for Transfer to Adult Criminal Court	6	1	5	1	0	0	26	107	87	6
Other Cases Reaching Docket										
<i>Motions to Modify/Enforce/Proceed Filed</i>	128	192	143	29	4	0	1,587	3,538	1,922	1,145
<i>Cases Reactivated</i>	57	96	36	13	2	0	524	1,673	1,087	580
<i>All Other Cases Added</i>	18	15	62	3	2	1	170	523	273	137
Total Active Cases on Docket	1,867	1,541	2,170	1,032	95	57	15,997	39,830	19,569	15,672
ADJUDICATIONS										
Findings of Delinquent Conduct or CINS										
<i>Plea of True</i>	313	303	427	88	17	1	2,539	6,811	4,136	2,264
<i>By the Court</i>	17	59	35	2	3	3	265	842	537	223
<i>By the Jury</i>	0	0	1	0	0	0	1	10	5	5
Total Findings of DC/CINS	330	362	463	90	20	4	2,805	7,663	4,678	2,492
Deferred Prosecution	88	80	223	64	9	0	1,246	2,955	1,332	1,302
Transferred to Adult Criminal Court	1	1	0	0	0	0	23	171	155	6
Findings of No DC or No CINS										
<i>By the Court</i>	2	1	1	0	0	1	3	33	24	7
<i>By the Jury</i>	0	0	0	0	0	0	1	10	9	2
Total Findings of No DC/No CINS	2	1	1	0	0	1	4	43	33	9
Dismissals	124	127	305	94	5	4	1,299	3,578	1,582	1,567
Motions to Modify Disposition										
<i>Denied</i>	12	19	11	3	0	0	113	322	198	117
<i>Granted</i>	94	109	85	18	3	0	671	1,937	1,205	645
All Other Adjudications/Findings	88	92	98	28	2	8	804	1,754	1,025	696
Total Cases Adjudicated	739	791	1,186	297	39	17	6,965	18,423	10,208	6,834
Cases Placed on Inactive Status	58	92	52	9	3	0	535	1,678	1,086	585
CASES PENDING END OF YEAR										
Active Cases	1,045	600	894	699	48	43	8,265	19,384	8,044	7,672
Inactive Cases	66	72	36	11	4	0	457	1,293	813	460
DISPOSITIONS										
Cases with Finding of DC/CINS										
Probation Granted										
<i>Determinate Sentence Probation</i>	63	143	168	28	5	1	683	2,137	1,577	714
<i>All Other Probation</i>	246	193	302	65	13	1	2,019	5,029	2,618	1,978
Committed to Texas Juvenile Justice Dept.										
<i>Determinate Sentence</i>	3	1	3	0	0	0	29	241	226	5
<i>Indeterminate Sentence</i>	7	8	6	1	0	0	30	163	145	6
Final Judgment Without Any Disposition	16	12	21	1	2	0	108	295	149	99
Cases w/ Granted Motion to Mod. Disp.										
Probation Revoked, Child Sent to TJJD	6	3	6	0	0	0	22	134	126	2
All Other Dispositions	73	108	163	11	5	1	873	2,065	1,137	746

DISTRICT AND COUNTY-LEVEL COURTS - JUVENILE CASE ACTIVITY CONTINUED

AGE OF CASES DISPOSED	30 Days or Less	31 to 90 Days	91 to 180 Days	Over 180 Days	TOTAL
Number of Cases	4,077	5,458	4,382	4,506	18,423

ADDITIONAL COURT ACTIVITY	CINS	DC	TOTAL
Grand Jury Approvals	--	1,062	1,062
Release or Transfer Hearings	--	404	404
Detention Hearings	1,947	33,902	35,849
Cases Set for Review	17	5,074	5,091
Competency Hearings	3	41	44
Motions to Suppress Granted or Denied	0	15	15
Applications for Sealing Records	226	2,391	2,617
Motions for Sex Offender Un- or Deregistration	1	39	40
Cases in Which Attorney Appointed as Counsel	160	13,327	13,487
Cases with Retained Counsel	48	2,915	2,963

COUNTY-LEVEL COURTS

MISDEMEANOR CASE ACTIVITY

CASES ON DOCKET	DWI - First Offense	DWI - Second Offense	Theft	Theft by Check	Drug Possession - Marijuana	Drug Offenses - Other
CASES PENDING BEGINNING OF YEAR						
<i>Active Cases</i>	76,744	11,676	25,554	13,545	28,107	12,069
<i>Inactive Cases</i>	33,639	5,946	27,114	7,952	11,852	4,225
Docket Adjustments	-2,117	-80	-540	-423	-157	-57
CASES ADDED						
New Cases Filed	60,035	10,766	26,124	1,760	21,489	7,445
Appealed from Lower Courts	43	14	17	17	28	104
Other Cases Reaching Docket						
<i>Motions to Revoke Filed</i>	5,687	1,290	1,505	123	821	526
<i>Cases Reactivated</i>	14,234	2,845	14,101	1,723	6,323	2,772
<i>All Other Cases Added</i>	351	117	164	10	89	38
Total Active Cases on Docket	157,094	26,708	67,465	17,178	56,857	22,954
DISPOSITIONS						
Convictions						
<i>Guilty Plea or Nolo Contendere</i>	29,426	9,280	9,731	654	7,302	2,999
<i>By the Court</i>	195	54	60	13	97	26
<i>By the Jury</i>	202	40	21	5	6	3
Total Convictions	29,823	9,374	9,812	672	7,405	3,028
Deferred Adjudication	14,687	681	3,189	237	2,979	833
Acquittals						
<i>By the Court</i>	26	3	7	2	1	0
<i>By the Jury</i>	107	28	3	1	5	1
Total Acquittals	133	31	10	3	6	1
Dismissals	18,946	1,888	15,875	2,984	12,859	5,392
Motions to Revoke						
<i>Granted/Revoked</i>	2,829	681	972	112	694	384
<i>Denied/Continued</i>	2,056	428	662	128	486	199
All Other Dispositions	509	83	447	48	1,278	326
Total Cases Disposed	68,983	13,166	30,967	4,184	25,707	10,163
Placed on Inactive Status	15,730	3,073	12,455	373	6,342	2,720
CASES PENDING END OF YEAR						
<i>Active Cases</i>	68,263	10,068	23,831	12,250	24,844	10,145
<i>Inactive Cases</i>	29,701	5,107	20,859	6,354	11,074	3,539
SENTENCING INFORMATION						
Local Jail	16,096	4,446	8,027	486	4,124	2,262
Probation/Comm. Supervision	13,788	4,989	1,061	151	798	453
Fine Only	487	68	552	20	1,916	201
Other	262	62	227	10	482	82

Data for Dallas County are missing for June through August 2023

COUNTY-LEVEL COURTS - MISDEMEANOR CASE ACTIVITY CONTINUED

CASES ON DOCKET	Family Violence Assault	Assault - Other	Traffic	DWLS/ DWLI	Other Misdemeanor Cases	TOTAL CASES
CASES PENDING BEGINNING OF YEAR						
<i>Active Cases</i>	34,197	18,565	20,812	7,555	106,972	355,796
<i>Inactive Cases</i>	16,703	7,674	6,613	5,066	54,192	180,976
Docket Adjustments	-1,018	-282	492	28	-4,801	-8,955
CASES ADDED						
New Cases Filed	36,659	15,372	9,487	5,573	125,813	320,523
Appealed from Lower Courts	21	43	7,899	85	1,472	9,743
Other Cases Reaching Docket						
<i>Motions to Revoke Filed</i>	2,273	936	398	150	4,480	18,189
<i>Cases Reactivated</i>	11,192	5,231	2,568	2,362	37,348	100,699
<i>All Other Cases Added</i>	241	149	61	14	637	1,871
Total Active Cases on Docket	84,583	40,296	41,225	15,739	276,722	806,821
DISPOSITIONS						
Convictions						
<i>Guilty Plea or Nolo Contendere</i>	9,457	4,554	3,935	2,151	41,611	121,100
<i>By the Court</i>	101	35	75	30	437	1,123
<i>By the Jury</i>	70	43	10	3	127	530
Total Convictions	9,628	4,632	4,020	2,184	42,175	122,753
Deferred Adjudication	4,893	2,204	4,460	370	11,222	45,755
Acquittals						
<i>By the Court</i>	54	19	6	0	28	146
<i>By the Jury</i>	124	61	18	3	73	424
Total Acquittals	178	80	24	3	101	570
Dismissals	26,239	9,049	8,623	3,432	75,559	180,846
Motions to Revoke						
<i>Granted/Revoked</i>	1,284	515	197	127	2,662	10,457
<i>Denied/Continued</i>	678	305	157	63	1,644	6,806
All Other Dispositions	422	279	766	294	3,167	7,619
Total Cases Disposed	43,322	17,064	18,247	6,473	136,530	374,806
Placed on Inactive Status	11,516	5,935	2,722	2,201	39,784	102,851
CASES PENDING END OF YEAR						
<i>Active Cases</i>	28,540	16,413	20,308	7,070	90,692	312,424
<i>Inactive Cases</i>	14,579	6,890	4,672	3,932	44,546	151,253
SENTENCING INFORMATION						
Local Jail	6,836	3,551	1,735	1,386	33,814	82,763
Probation/Comm. Supervision	1,652	663	586	196	3,547	27,884
Fine Only	973	306	1,416	466	1,818	8,223
Other	203	97	173	120	1,693	3,411

Data for Dallas County are missing for June through August 2023

COUNTY-LEVEL COURTS - MISDEMEANOR CASE ACTIVITY CONTINUED

AGE OF CASES DISPOSED	30 Days or Less	31 to 60 Days	61 to 90 Days	Over 90 Days	TOTAL
Number of Cases	57,936	32,941	31,224	252,705	374,806

ADDITIONAL COURT ACTIVITY	TOTAL
Cases in Which Jury Selected	841
Cases in Which Mistrial Declared	57
Motions to Suppress Granted or Denied	564
Mental Illness/Intellectual Disability Assessments	35,889
Competency Examination Reports	3,636
Cases Set for Review	29,899
Cases in Which Attorney Appointed as Counsel	162,933
Cases with Retained Counsel	113,526
Cases Which Defendant Failed to Appear	2,408
Cases Which Defendant Violated Condition of Release	335
Cases Defendant Committed Offense on Bail/Supervision	280

COUNTY-LEVEL COURTS

PROBATE AND GUARDIANSHIP CASES

CASES ON DOCKET	Decedents' Estates			Guardianships		All Other Cases	TOTAL CASES
	Independent Administration	Dependent Administration	All Other Estate Proceedings	Minor	Adult		
NEW CASES, APPLICATIONS OR CONTESTS FILED	46,393	2,706	16,845	688	5,125	2,797	74,554
Other Cases Added							
<i>Ancillary Cases</i>	407	119	127	7	61	125	846
<i>All Other Matters</i>	5,680	2,036	706	415	4,005	775	13,617
Inventories Filed	35,687	35,687	35,687	35,687	35,687	35,687	35,687
Guardianship of Person Reports Filed	---	---	---	1,217	33,432	---	34,649
Annual or Final Accounts Filed	---	2,154	---	1,212	7,065	---	10,431

ADDITIONAL COURT ACTIVITY	TOTAL
GUARDIANSHIPS	
<i>Dismissed or Denied</i>	514
<i>Granted</i>	3,483
<i>Closed</i>	3,025
<i>Active</i>	47,834
Chapter 1102 Investigations	4,129
Chapter 48 Removals	44
Hearings Held	86,410
Cases in Which Plaintiff/Petitioner Represented Self	2,838

MENTAL HEALTH CASE ACTIVITY

CASES ON DOCKET	Temporary Mental Health Services	Extended Mental Health Services	Modification		TOTAL
			Inpatient to Outpatient	Outpatient to Inpatient	
INTAKE					
New Applications Filed	50,944	394	165	193	51,696
Orders for Protective Custody Signed	48,673	---	---	---	48,673
HEARINGS					
Probable Cause Hearings Held	40,607	---	---	---	40,607
Release/Dismissal Prior to Final Hearing	50,589	45	4	45	50,683
Final Commitment Hearings Held	8,888	218	38	44	9,188
OTHER INFORMATION					
Disposition at Final Hearing					
<i>Denied (Release)</i>	2,547	5	2	1	2,555
<i>Granted (Commit)</i>					
<i>Inpatient</i>	3,831	279	32	---	4,142
<i>Outpatient</i>	456	52	---	28	536

ORDER TO AUTHORIZE PSYCHOACTIVE MEDICATIONS	TOTAL
New Applications Filed	5,334
Dismissal Prior to Hearing	461
Hearings Held	3,297
Disposition at Hearing	
<i>Denied</i>	264
<i>Granted</i>	3,546

JUSTICE AND MUNICIPAL COURTS

CRIMINAL CASE ACTIVITY

CASES ON DOCKET	Traffic Misdemeanors			Non-Traffic Misdemeanors			TOTAL
	Non-Parking	Parking	Local Ordinance	Penal Code	Other State Law	Local Ordinance	
CASES PENDING BEGINNING OF YEAR							
<i>Active Cases</i>	7,167,690	533,010	55,189	1,031,145	1,030,106	652,849	10,469,989
<i>Inactive Cases</i>	5,850,720	66,962	28,022	1,207,519	764,149	368,217	8,285,589
Docket Adjustments	483,697	-5,553	-2,364	51,089	-11,808	33,759	548,820
CASES ADDED							
New Cases Filed	3,879,871	79,516	32,858	300,613	328,688	245,793	4,867,339
<i>Cases Reactivated</i>	884,859	24,088	5,892	162,322	118,337	54,518	1,250,016
<i>All Other Cases Added</i>	12,571	64	56	1,253	5,001	67	19,012
Total Cases on Docket	12,428,688	631,125	91,631	1,546,422	1,470,324	986,986	17,155,176
DISPOSITIONS							
Dispositions Prior to Court Appearance or Trial							
<i>Uncontested Dispositions</i>	1,504,662	49,730	15,307	91,593	124,266	69,476	1,855,034
<i>Dismissed by Prosecution</i>	420,812	57,116	2,855	106,023	67,003	72,150	725,959
Total Dispositions Prior to Court Appearance or Trial	1,925,474	106,846	18,162	197,616	191,269	141,626	2,580,993
Dispositions at Court Appearance or Trial							
Convictions							
<i>Guilty Plea or Nolo Contendere</i>	332,946	2,797	2,634	46,142	29,296	24,721	438,536
<i>By the Court</i>	30,511	529	1,163	1,781	2,388	1,337	37,709
<i>By the Jury</i>	1,247	18	10	117	71	251	1,714
Acquittals							
<i>By the Court</i>	30,478	22	1,599	508	1,096	1,167	34,870
<i>By the Jury</i>	608	4	2	73	40	26	753
Dismissed by Prosecution	301,638	3,415	1,265	36,583	13,724	43,476	400,101
Total Dispositions at Court Appearance or Trial	697,428	6,785	6,673	85,204	46,615	70,978	913,683
Compliance Dismissals							
<i>After Driver Safety Course</i>	287,591	---	---	---	---	---	287,591
<i>After Deferred Disposition</i>	461,026	4,225	5,153	27,234	30,586	15,272	543,496
<i>After Teen Court</i>	3,343	14	11	489	722	222	4,801
<i>After Tobacco Awareness Course</i>	---	---	---	---	1,728	---	1,728
<i>After Treatment for Chemical Dependency</i>	---	---	---	423	630	---	1,053
<i>After Proof of Financial Responsibility</i>	40,898	---	---	---	---	---	40,898
<i>All Other Transportation Code Dismissals</i>	272,494	23,985	269	3,695	13,158	4,077	317,678
Total Compliance Dismissals	1,065,352	28,224	5,433	31,841	46,824	19,571	1,197,245
All Other Dispositions	188,357	7,329	2,750	30,422	20,148	16,394	265,400
Total Cases Disposed	3,876,611	149,184	33,018	345,083	304,856	248,569	4,957,321
Cases Placed on Inactive Status	1,295,050	16,730	9,049	210,916	149,473	88,939	1,770,157
CASES PENDING END OF YEAR							
<i>Active Cases</i>	6,769,208	466,733	49,398	940,230	970,602	595,674	9,791,845
<i>Inactive Cases</i>	6,500,110	54,048	30,156	1,281,019	807,536	433,556	9,106,425
Show Cause Hearings Held	515,054	3,994	3,325	38,381	50,938	22,782	634,474
Cases Appealed							
<i>After Trial</i>	1,176	9	7	88	198	65	1,543
<i>Without Trial</i>	6,856	78	39	228	755	33	7,989

JUSTICE AND MUNICIPAL COURTS - JUVENILE/MINOR ACTIVITY

BEGINNING OF YEAR THROUGH END OF YEAR	TOTAL
Transportation Code Cases Filed	47,388
Non-Driving Alcoholic Beverage Code Cases Filed	11,086
Driving Under the Influence of Alcohol Cases Filed	1,045
Drug Paraphernalia Cases Filed	4,370
Tobacco and e-Cigarette Cases Filed	8,191
Truant Conduct Cases Filed	10,778
Education Code Cases Filed	688
Violation of Local Daytime Curfew Ordinance Cases Filed	1,171
All Other Non-Traffic Fine-Only Cases Filed	17,533
Transfer to Juvenile Court	
<i>Mandatory Transfer</i>	57
<i>Discretionary Transfer</i>	144
Accused of Contempt and Referred to Juvenile Court (Delinquent Conduct)	37
Held in Contempt by Criminal Court (Fined and/or Denied Driving Privileges)	1,982
Juvenile Statement Magistrate Warning	
<i>Warnings Administered</i>	1,334
<i>Statements Certified</i>	25,607
Detention Hearings Held	257
Orders for Non-Secure Custody Issued	257
Parent Contributing to Nonattendance Cases Filed	17,382

JUSTICE AND MUNICIPAL COURTS - ADDITIONAL ACTIVITY

BEGINNING OF YEAR THROUGH END OF YEAR	Number Given	Requests for Counsel
Magistrate Warnings		
<i>Class C Misdemeanors</i>	152,582	---
<i>Class A and B Misdemeanors</i>	188,007	77,095
<i>Felonies</i>	177,059	80,059

BEGINNING OF YEAR THROUGH END OF YEAR	TOTAL
Arrest Warrants Issued	
<i>Class C Misdemeanors</i>	1,318,295
<i>Class A and B Misdemeanors</i>	62,673
<i>Felonies</i>	68,023
Capiases Pro Fine Issued	460,001
Search Warrants Issued	20,985
Warrants for Fire, Health and Code Inspections Filed	4,294
Examining Trials Conducted	449
Emergency Mental Health Hearings Held	12,369
Magistrate's Orders	
<i>Emergency Protection Issued</i>	20,176
<i>Ignition Interlock Device Issued</i>	9,760
<i>All Others Issued Requiring Conditions for Release on Bond</i>	51,868
Driver's License Denial, Revocation or Suspension Hearings Held	8,754
Disposition of Stolen Property Hearings Held	2,438
Peace Bond Hearings Held	693
Cases in Which Fine and Court Costs Satisfied by Community Service	
<i>Partial Satisfaction</i>	9,794
<i>Full Satisfaction</i>	34,258
Cases in Which Fine and Court Costs Satisfied by Jail Credit	354,936
Cases in Which Fine and Court Costs Waived for Indigency	57,159
Amount of Fines and Court Costs Waived for Indigency	\$14,266,736
Fines, Court Costs and Other Amounts	
<i>Kept by City or County</i>	\$538,583,613
<i>Remitted to State</i>	\$253,246,162
<i>Total Collected</i>	\$796,420,949

JUSTICE COURTS

CRIMINAL CASE ACTIVITY

CASES ON DOCKET	Traffic Misdemeanors			Non-Traffic Misdemeanors			TOTAL
	Non-Parking	Parking	County Ordinance	Penal Code	Other State Law	County Ordinance	
CASES PENDING BEGINNING OF YEAR							
Active Cases	2,663,098	31,156	4,404	307,202	460,187	19,504	3,485,551
Inactive Cases	1,731,796	11,921	300	194,738	242,901	6,325	2,187,981
Docket Adjustments	19,199	-2,008	1,045	-4,047	3,720	-2,282	15,627
CASES ADDED							
New Cases Filed	1,138,676	10,636	2,226	56,964	120,255	7,709	1,336,466
Cases Reactivated	231,110	2,010	90	23,594	31,611	1,244	289,659
All Other Cases Added	11,506	59	49	1,199	4,951	34	17,798
Total Cases on Docket	4,063,589	41,853	7,814	384,912	620,724	26,209	5,145,101
DISPOSITIONS							
Dispositions Prior to Court Appearance or Trial							
Uncontested Dispositions	447,662	4,031	914	19,894	50,208	3,048	525,757
Dismissed by Prosecution	122,696	2,156	172	14,891	26,906	1,552	168,373
Total Dispositions Prior to Court Appearance or Trial	570,358	6,187	1,086	34,785	77,114	4,600	694,130
Dispositions at Court Appearance or Trial							
Convictions							
Guilty Plea or Nolo Contendere	40,800	251	111	3,671	4,937	250	50,020
By the Court	15,508	233	12	850	1,350	93	18,046
By the Jury	565	0	1	10	28	2	606
Acquittals							
By the Court	400	2	1	89	68	49	609
By the Jury	482	2	0	28	27	2	541
Dismissed by Prosecution	146,187	1,670	12	4,905	5,979	829	159,582
Total Dispositions at Court Appearance or Trial	203,942	2,158	137	9,553	12,389	1,225	229,404
Compliance Dismissals							
After Driver Safety Course	71,981	---	---	---	---	---	71,981
After Deferred Disposition	111,445	862	227	5,423	10,816	453	129,226
After Teen Court	367	1	0	51	216	0	635
After Tobacco Awareness Course	---	---	---	---	542	---	542
After Treatment for Chemical Dependency	---	---	---	12	28	---	40
After Proof of Financial Responsibility	9,983	---	---	---	---	---	9,983
All Other Transportation Code Dismissals	67,802	1,212	28	2,562	6,163	337	78,104
Total Compliance Dismissals	261,578	2,075	255	8,048	17,765	790	290,511
All Other Dispositions	67,342	499	243	6,636	9,847	377	84,944
Total Cases Disposed	1,103,220	10,919	1,721	59,022	117,115	6,992	1,298,989
Cases Placed on Inactive Status	251,838	3,856	264	21,778	31,564	1,521	310,821
CASES PENDING END OF YEAR							
Active Cases	2,641,049	26,648	5,300	301,125	418,571	18,379	3,411,072
Inactive Cases	1,661,616	13,679	721	180,382	283,810	5,215	2,145,423
Show Cause Hearings Held	119,058	744	139	6,648	13,104	807	140,500
Cases Appealed							
After Trial	270	0	0	24	24	1	319
Without Trial	5,097	63	34	108	527	5	5,834

JUSTICE COURTS

CIVIL CASE ACTIVITY

	Debt Claim	Landlord/Tenant	Small Claims	TOTAL
CASES PENDING BEGINNING OF YEAR				
<i>Active Cases</i>	263,831	102,100	187,948	553,879
<i>Inactive Cases</i>	5,519	5,506	5,658	16,683
Docket Adjustments	46,513	-1,295	11,233	56,451
CASES ADDED				
New Cases Filed	296,643	297,646	61,061	655,350
<i>Cases Reactivated</i>	2,801	2,150	652	5,603
<i>All Other Cases Added</i>	2,425	1,114	833	4,372
Total Cases on Docket	612,213	401,715	261,727	1,275,655
DISPOSITIONS				
Default Judgments	103,394	78,871	7,574	189,839
Agreed Judgments	23,987	682	1,122	25,791
Trial/Hearing by Judge/Hearing Officer	20,738	99,682	18,199	138,619
Trial by Jury	64	317	302	683
Cases Dismissed for Want of Prosecution	16,990	12,608	8,535	38,133
Cases Non-Suited or Dismissed by Plaintiff	96,259	78,342	13,109	187,710
All Other Dispositions	13,708	26,681	9,948	50,337
Total Cases Disposed	275,140	297,183	58,789	631,112
Cases Placed on Inactive Status	3,886	3,525	1,246	8,657
CASES PENDING END OF YEAR				
<i>Active Cases</i>	328,276	99,811	195,156	623,243
<i>Inactive Cases</i>	3,539	3,681	3,775	10,995
Cases Appealed				
<i>After Trial</i>	688	14,357	788	15,833
<i>Without Trial</i>	261	5,959	150	6,370

JUVENILE/MINOR ACTIVITY

BEGINNING OF YEAR THROUGH END OF YEAR	TOTAL
Transportation Code Cases Filed	12,248
Non-Driving Alcoholic Beverage Code Cases Filed	3,177
Driving Under the Influence of Alcohol Cases Filed	467
Drug Paraphernalia Cases Filed	1,820
Tobacco and e-Cigarette Cases Filed	3,505
Truant Conduct Cases Filed	10,093
Education Code Cases Filed	461
Violation of Local Daytime Curfew Ordinance Cases Filed	48
All Other Non-Traffic Fine-Only Cases Filed	6,635
Transfer to Juvenile Court	
<i>Mandatory</i>	45
<i>Discretionary</i>	54
Accused of Contempt and Referred to Juvenile Court (Delinquent Conduct)	12
Held in Contempt by Criminal Court (Fined and/or Denied Driving Privileges)	985
Juvenile Statement	
<i>Magistrate Warnings Administered</i>	726
<i>Certified by Judge</i>	25,494
Detention Hearings Held	248
Orders for Non-Secure Custody Issued	16
Parent Contributing to Nonattendance Cases Filed	14,966

JUSTICE COURTS - ADDITIONAL ACTIVITY

BEGINNING OF YEAR THROUGH END OF YEAR	Number Given	Requests for Counsel
Magistrate Warnings		
<i>Class C Misdemeanors</i>	28,770	---
<i>Class A and B Misdemeanors</i>	105,546	42,894
<i>Felonies</i>	114,302	50,351

BEGINNING OF YEAR THROUGH END OF YEAR	TOTAL
Arrest Warrants Issued:	
<i>Class C Misdemeanors</i>	211,585
<i>Class A and B Misdemeanors</i>	20,852
<i>Felonies</i>	27,414
Capiases Pro Fine Issued	39,920
Search Warrants Issued	1,596
Warrants for Fire, Health and Code Inspections Filed	206
Examining Trials Conducted	379
Emergency Mental Health Hearings Held	12,124
Magistrate's Orders for Emergency Protection Issued	9,993
Magistrate's Orders for Ignition Interlock Device Issued	5,036
All Other Magistrate's Orders Issued Requiring Conditions for Release on Bond	28,676
Driver's License Denial, Revocation or Suspension Hearings Held	8,074
Handgun License Denial, Revocation or Suspension Hearings Held	184
Disposition of Stolen Property Hearings Held	1,365
Peace Bond Hearings Held	486
Inquests Conducted	25,992
Cases in Which Fine and Court Costs Satisfied by Community Service:	
<i>Partial Satisfaction</i>	2,180
<i>Full Satisfaction</i>	8,534
Cases in Which Fine and Court Costs Satisfied by Jail Credit	110,624
Cases in Which Fine and Court Costs Waived for Indigency	14,799
Amount of Fines and Court Costs Waived for Indigency	\$3,576,762
Fines, Court Costs and Other Amounts Collected:	
<i>Kept by County</i>	\$189,698,960
<i>Remitted to State</i>	\$78,797,059
<i>Total Collected</i>	\$272,523,049

MUNICIPAL COURTS

CRIMINAL CASE ACTIVITY

CASES ON DOCKET	Traffic Misdemeanors			Non-Traffic Misdemeanors			TOTAL
	Non-Parking	Parking	City Ordinance	Penal Code	Other State Law	City Ordinance	
CASES PENDING BEGINNING OF YEAR							
<i>Active Cases</i>	8,594,430	558,074	74,546	1,732,884	1,089,969	995,840	13,045,743
<i>Inactive Cases</i>	4,504,592	501,854	50,785	723,943	569,919	633,345	6,984,438
Docket Adjustments	464,498	-3,545	-3,409	55,136	-15,528	36,041	533,193
CASES ADDED							
New Cases Filed	2,741,195	68,880	30,632	243,649	208,433	238,084	3,530,873
<i>Cases Reactivated</i>	653,749	22,078	5,802	138,728	86,726	53,274	960,357
<i>All Other Cases Added</i>	1,065	5	7	54	50	33	1,214
Total Cases on Docket	8,365,099	589,272	83,817	1,161,510	849,600	960,777	12,010,075
DISPOSITIONS							
Dispositions Prior to Court Appearance or Trial							
<i>Uncontested Dispositions</i>	1,057,000	45,699	14,393	71,699	74,058	66,428	1,329,277
<i>Dismissed by Prosecution</i>	298,116	54,960	2,683	91,132	40,097	70,598	557,586
Total Dispositions Prior to Court Appearance or Trial	1,355,116	100,659	17,076	162,831	114,155	137,026	1,886,863
Dispositions at Court Appearance or Trial							
Convictions							
<i>Guilty Plea or Nolo Contendere</i>	292,146	2,546	2,523	42,471	24,359	24,471	388,516
<i>By the Court</i>	15,003	296	1,151	931	1,038	1,244	19,663
<i>By the Jury</i>	682	18	9	107	43	249	1,108
Acquittals							
<i>By the Court</i>	30,078	20	1,598	419	1,028	1,118	34,261
<i>By the Jury</i>	126	2	2	45	13	24	212
Dismissed by Prosecution	155,451	1,745	1,253	31,678	7,745	42,647	240,519
Total Dispositions at Court Appearance or Trial	493,486	4,627	6,536	75,651	34,226	69,753	684,279
Compliance Dismissals							
<i>After Driver Safety Course</i>	215,610	---	---	---	---	---	215,610
<i>After Deferred Disposition</i>	349,581	3,363	4,926	21,811	19,770	14,819	414,270
<i>After Teen Court</i>	2,976	13	11	438	506	222	4,166
<i>After Tobacco Awareness Course</i>	---	---	---	---	1,186	---	1,186
<i>After Treatment for Chemical Dependency</i>	---	---	---	411	602	---	1,013
<i>After Proof of Financial Responsibility</i>	30,915	---	---	---	---	---	30,915
<i>All Other Transportation Code Dismissals</i>	204,692	22,773	241	1,133	6,995	3,740	239,574
Total Compliance Dismissals	803,774	26,149	5,178	23,793	29,059	18,781	906,734
All Other Dispositions	121,015	6,830	2,507	23,786	10,301	16,017	180,456
Total Cases Disposed	2,773,391	138,265	31,297	286,061	187,741	241,577	3,658,332
Cases Placed on Inactive Status	1,043,212	12,874	8,785	189,138	117,909	87,418	1,459,336
CASES PENDING END OF YEAR							
<i>Active Cases</i>	4,128,159	440,085	44,098	639,105	552,031	577,295	6,380,773
<i>Inactive Cases</i>	4,838,494	40,369	29,435	1,100,637	523,726	428,341	6,961,002
Show Cause Hearings Held	395,996	3,250	3,186	31,733	37,834	21,975	493,974
Cases Appealed							
<i>After Trial</i>	906	9	7	64	174	64	1,224
<i>Without Trial</i>	1,759	15	5	120	228	28	2,155

MUNICIPAL COURTS - CIVIL/ADMINISTRATIVE CASE ACTIVITY

	TOTAL
CASES PENDING BEGINNING OF YEAR	
Active Cases	875,016
Inactive Cases	875,016
Docket Adjustments	43,306
CASES ADDED	
New Cases Filed	560,675
Cases Reactivated	1,519
All Other Cases Added	3
Total Cases on Docket	1,480,519
DISPOSITIONS	
Uncontested Civil Fines or Penalties	261,417
Default Judgments	143,050
Agreed Judgments	1,828
Trial/Hearing by Judge/Hearing Officer	43,783
Trial by Jury	3
Cases Dismissed for Want of Prosecution	5,833
All Other Dispositions	36,805
Total Cases Disposed	492,719
Cases Placed on Inactive Status	181,521
CASES PENDING END OF YEAR	
Active Cases	939,590
Inactive Cases	406,115
Cases Appealed	
After Trial	58
Without Trial	49

JUVENILE/MINOR CASE ACTIVITY

	TOTAL
BEGINNING OF YEAR THROUGH END OF YEAR	
Transportation Code Cases Filed	35,140
Non-Driving Alcoholic Beverage Code Cases Filed	7,909
Driving Under the Influence of Alcohol Cases Filed	578
Drug Paraphernalia Cases Filed	2,550
Tobacco and e-Cigarette Cases Filed	4,686
Truant Conduct Cases Filed	685
Education Code Cases Filed	227
Violation of Local Daytime Curfew Ordinance Cases Filed	1,123
All Other Non-Traffic Fine-Only Cases Filed	10,898
Transfer to Juvenile Court	
<i>Mandatory</i>	12
<i>Discretionary</i>	90
Accused of Contempt and Referred to Juvenile Court (Delinquent Conduct)	25
Held in Contempt by Criminal Court (Fined and/or Denied Driving Privileges)	997
Juvenile Statement	
<i>Magistrate Warnings Administered</i>	608
<i>Certified by Judge</i>	113
Detention Hearings Held	9
Orders for Non-Secure Custody Issued	241
Parent Contributing to Nonattendance Cases Filed	2,416

MUNICIPAL COURTS - ADDITIONAL ACTIVITY

BEGINNING OF YEAR THROUGH END OF YEAR	Number Given	Requests for Counsel
Magistrate Warnings		
<i>Class C Misdemeanors</i>	123,812	---
<i>Class A and B Misdemeanors</i>	82,461	34,201
<i>Felonies</i>	62,757	29,708

BEGINNING OF YEAR THROUGH END OF YEAR	TOTAL
Arrest Warrants Issued	
<i>Class C Misdemeanors</i>	1,106,710
<i>Class A and B Misdemeanors</i>	41,821
<i>Felonies</i>	40,609
Capiases Pro Fine Issued	420,081
Search Warrants Issued	19,389
Warrants for Fire, Health and Code Inspections Filed	4,088
Examining Trials Conducted	70
Emergency Mental Health Hearings Held	245
Magistrate's Orders	
<i>Emergency Protection Issued</i>	10,183
<i>Ignition Interlock Device Issued</i>	4,724
<i>All Others Issued Requiring Conditions for Release on Bond</i>	23,192
Driver's License Denial, Revocation or Suspension Hearings Held	680
Disposition of Stolen Property Hearings Held	1,073
Peace Bond Hearings Held	207
Cases in Which Fine and Court Costs Satisfied by Community Service	
<i>Partial Satisfaction</i>	7,614
<i>Full Satisfaction</i>	25,724
Cases in Which Fine and Court Costs Satisfied by Jail Credit	244,312
Cases in Which Fine and Court Costs Waived for Indigency	42,360
Amount of Fines and Court Costs Waived for Indigency	\$10,689,974
Fines, Court Costs and Other Amounts	
<i>Kept by City or County</i>	\$348,884,653
<i>Remitted to State</i>	\$174,449,103
<i>Total Collected</i>	\$523,897,900

ASSIGNED JUDGES IN THE TRIAL COURTS**STATEWIDE TOTALS****REASONS FOR ASSIGNMENTS AND NUMBER OF JUDGES ASSIGNED**

REASON FOR ASSIGNMENT BY PRESIDING JUDGE WITHIN THE REGION	Active Judges - Number of Assignments	Sr/Fmr/Ret Judges - Number of Assignments	TOTAL NUMBER OF ASSIGNMENTS
Assistance with Heavy Docket	31	1,188	1,219
Vacation	6	839	845
Illness	7	326	333
Recusal - Voluntary	950	1,388	2,338
Recusal - Involuntary	12	72	84
Disqualification - Voluntary	13	156	169
Disqualification - Involuntary	0	3	3
Continuing Education	0	369	369
Personal Emergency	1	62	63
Election Contest	0	37	37
Attorney Contempt	0	8	8
Suit to Remove Locally Elected Official	0	1	1
Vacant Bench	0	124	124
Other	32	756	788
TOTALS	1,052	5,329	6,381
Assignment to Another Region	3	61	64
Assigned by the Chief Justice to the Region	7	184	191

Number of Attorney Fee Voucher Appeals

30

MOTIONS TO RECUSE/DISQUALIFY

TYPE OF JUDGE HEARING MOTION	NO. OF MOTIONS
Regional Presiding Judge	292
Active Judge	13
Senior, Former, Retired Judge	149

DISPOSITION	NO. OF MOTIONS
Granted with hearing	45
Granted without hearing	22
Denied with hearing	158
Denied without hearing - failure to comply with Rule 18a	209
Denied without hearing - other	14

VACANT BENCHES

REASON FOR VACANCY	NUMBER OF DAYS JUDGE ASSIGNED TO SIT
Death	0
Illness*	67
New Bench	145
Resignation	46
Retirement	116
Suspension	0

*More than 2 weeks absence

ASSIGNED JUDGES IN THE TRIAL COURTS - STATEWIDE TOTALS CONTINUED

OTHER ACTIVITY

Rule 12 Appeals				Appeals from Judicial Branch Certification Commission		
Denied	Granted in Whole	Granted in Part	No Jurisdiction	Violation Oc- curred, Penalty Upheld	Violation Oc- curred, Penalty Reduced	Violation Did Not Occur
1	0	2	12	0	0	0
Appointments for PIU Cases						1

Appendix

CASE STATUS AND CLEARANCE RATE DEFINITIONS

ALL TRIAL COURTS

CASE STATUS

For more specific information about the case status categories listed below, as well as definitions of the various disposition types, refer to the reporting instructions posted at <http://www.txcourts.gov/reporting-to-oca/judicial-council-trial-court-activity-reports.aspx>.

Cases Pending Beginning of Month–Active: The number of cases that were awaiting disposition at the beginning of the reporting period.

Cases Pending Beginning of Month–Inactive: The number of cases that had been classified as inactive at the beginning of the reporting period.

New Cases Filed: The number of cases that were filed with the court for the first time during the reporting period.

Reactivated: The number of cases that had previously been placed on inactive status, but were restored to the court's control during the reporting period. Further court proceedings in these cases could be resumed during the reporting period and proceed toward disposition. The rules for reactivating a case are the reverse of those for placing a case on inactive status, (e.g., the lifting of a stay, arrest of a defendant with an outstanding warrant, etc.).

All Other Cases Added (Reopened): The number of cases in which a judgment had previously been entered but which were restored to the court's pending caseload during the reporting period. These cases come back to the court due to the filing of a request to modify or enforce that existing judgment and a hearing before a judicial officer is requested to review the status of the case or initiate further proceedings in the case.

Total Cases on Docket: The sum of the number of new cases filed, cases appealed from lower courts, reactivated and reopened cases.

Total Dispositions: The number of cases for which an original entry of judgment has been entered during the reporting period. For cases involving multiple parties/issues, the disposition is not to be reported until all parties/issues have been resolved.

Placed on Inactive Status: The number of cases whose status was administratively changed to inactive during the reporting period due to events beyond the court's control. These cases were removed from court control, and the court could take no further action until an event restored the case to the court's active pending caseload. Examples include cases in which a warrant of arrest was issued, a stay was issued while a defendant undergoes temporary or extended inpatient mental health treatment, or a stay was issued due to bankruptcy.

Cases Pending End of Month–Active: The number of cases that were awaiting disposition at the end of the reporting period.

Cases Pending End of Month–Inactive: The number of cases that had been classified as inactive at the end of the reporting period.

CLEARANCE RATE

Clearance Rate: The number of cases disposed or placed on inactive status divided by the number of cases added to the docket (including reactivated cases). The clearance rate is a measure of how effectively a court is disposing the cases added to its docket.

A clearance rate of 100 percent indicates that the court disposed of the same number of cases during the year as were added to the docket during the year, resulting in no changes to the court's case backlog.

Formula:

Number of cases disposed + number of cases placed on inactive status

divided by

number of new cases filed + number of cases reactivated + cases appealed from lower courts + all other cases added

District Courts

CRIMINAL DOCKET

A criminal case is counted as one defendant per indictment or information. For example, if an indictment names more than one defendant, there is more than one case; three defendants named in one indictment equals three cases. If the same defendant is charged in more than one indictment, even if for the same criminal episode, there is more than one case; the same person named in four indictments equals four cases. Finally, if an indictment contains more than one count (Art. 21.24, Code of Criminal Procedure), only one case per person named in the indictment is reported. The case is reported under the classification for the most serious offense alleged.

The case type categories are:

CAPITAL MURDER: An offense under Penal Code Sec. 19.03 (Capital Murder).

MURDER: An offense under Penal Code Sec. 19.02 (Murder).

OTHER HOMICIDES: An offense under Penal Code Sec. 19.04 (Manslaughter), 19.05 (Criminally Negligent Homicide), or 49.08 (Intoxication Manslaughter).

ASSAULT OR ATTEMPTED MURDER: A felony offense under Penal Code Sec. 22.01 (Assault), 22.04 (Injury to a Child, Elderly Individual or Disabled Individual), 22.05 (Deadly Conduct), 22.07 (Terroristic Threat), or 22.08 (Aiding Suicide); an offense under Penal Code Sec. 22.015 (Coercing, Soliciting or Inducing Gang Membership), 22.02 (Aggravated Assault), 22.041 (Abandoning or Endangering Child), 22.09 (Tampering with Consumer Product), or 22.11 (Harassment by Persons in Certain Correctional Facilities; Harassment of Public Servant); or an offense of Attempt (as defined in Sec. 15.01) to Commit: Murder (19.02) or Capital Murder (19.03).

SEXUAL ASSAULT OF AN ADULT: An offense under Penal Code Sec. 22.011 (Sexual Assault) or 22.021 (Aggravated Sexual Assault) where the victim is an adult (17 years or older).

INDECENCY OR SEXUAL ASSAULT OF A CHILD: An offense under Penal Code Secs. 22.011 (Sexual Assault) or 22.021 (Aggravated Sexual Assault) where the victim is a child (younger than 17 years); an offense under Sec. 21.02 (Continuous Sexual Abuse of Young Child or Children); an offense under Sec. 21.11 (Indecency with a Child); or an offense under Sec. 21.12 (Improper Relationship Between Educator and Student).

FAMILY VIOLENCE ASSAULT: A felony offense under Penal Code Sec. 22.01(b)(2) against a person whose relationship to the defendant is described by Sec. 71.0021(b), 71.003, or 71.005 of the Family Code.

AGGRAVATED ROBBERY OR ROBBERY: An offense under Penal Code Sec. 29.03 (Aggravated Robbery) or 29.02 (Robbery).

BURGLARY: A felony offense under Penal Code Sec. 30.02 (Burglary) or 30.04 (Burglary of Vehicles).

THEFT: A felony offense under Ch. 31 of the Penal Code, except when the property involved is a motor vehicle; or a felony offense under Sec. 32.31 (Credit Card Abuse or Debit Card Abuse) or 33A.04 (Theft of Telecommunications Service).

AUTOMOBILE THEFT: A felony offense under Penal Code Sec. 31.03 (Theft) if the property involved is a motor vehicle, or an offense under Sec. 31.07 (Unauthorized Use of a Vehicle).

DRUG SALE OR MANUFACTURE: A felony offense under the Texas Controlled Substances Act (Ch. 481, Health and Safety Code), Ch. 482, Health and Safety Code (Simulated Controlled Substances), the Texas Dangerous Drugs Act (Ch. 483, Health and Safety Code), or Ch. 485, Health and Safety Code (Abusable Volatile Chemicals) for the manufacture, delivery, sale, or possession with intent to deliver or sell a drug or controlled substance.

DRUG POSSESSION: A felony offense for possession under the Texas Controlled Substances Act (Ch. 481, Health and Safety Code) or the Texas Dangerous Drugs Act (Ch. 483, Health and Safety Code), other than possession with intent to deliver or sell.

FELONY D.W.I.: A felony offense under Penal Code Sec. 49.04 (Driving While Intoxicated), 49.045 (Driving While Intoxicated with Child Passenger), or 49.09 (Enhanced Offenses and Penalties). Also include an offense under Penal Code Sec. 49.07 (Intoxication Assault) when the case involves a motor vehicle.

OTHER FELONIES: A felony offense not clearly identifiable as belonging in one of the preceding categories, including cases previously categorized as forgery.

ALL MISDEMEANORS: Any offense classified as a misdemeanor.

CIVIL DOCKET

A civil case, unlike a criminal case, does not depend on the number of persons involved. Instead, each separate suit, normally commenced by the filing of the plaintiff's original petition, defines an individual civil case.

The case type categories are:

INJURY OR DAMAGE—MOTOR VEHICLE: All cases for damages associated in any way with a motor vehicle (automobile, truck, motorcycle, etc.), with or without accompanying personal injury. Examples include personal injury, property damage, and wrongful death cases that involve motor vehicles.

INJURY OR DAMAGE—MEDICAL MALPRACTICE: Cases that allege misconduct or negligence by a person or entity in the medical profession (doctors, nurses, physician assistants, dentists, etc. and their firms: hospitals, nursing homes, etc.) acting in a professional capacity, thereby causing physical or financial harm.

INJURY OR DAMAGE—OTHER PROFESSIONAL MALPRACTICE: Cases that allege misconduct or negligence by a person or entity not in the medical profession (lawyers, accountants, architects, etc. and their firms) acting in a professional capacity, thereby causing physical or financial harm.

INJURY OR DAMAGE—PRODUCT LIABILITY—ASBESTOS/SILICA: Cases involving the alleged responsibility of the manufacturer or seller for an injury caused to a person or property by exposure to, or ingestion of, asbestos or silica or an alleged breach of duty to provide suitable instructions to prevent injury.

INJURY OR DAMAGE—OTHER PRODUCT LIABILITY: All other cases, not involving asbestos or silica, involving the alleged responsibility of the manufacturer or seller of an article for an injury caused to a person or property by a defect in, or the condition of, the article sold or an alleged breach of duty to provide suitable instructions to prevent injury.

OTHER INJURY OR DAMAGE: All other cases not falling into categories above alleging an injury or wrong committed against a person, their reputation, or their property by a party who either did something that he was obligated not to do or failed to do something that he was obligated to do. Examples include damages on premises, “slip-and-fall” cases, construction damages, assault, battery, animal attack, vandalism, slander/libel/defamation, malicious prosecution, and false imprisonment.

REAL PROPERTY—EMINENT DOMAIN: Suits by a unit of government or a corporation with the power of eminent domain for the taking of private land for public use; or cases in which a property owner challenges the amount of remuneration offered by the government for the taking of a parcel of land.

OTHER REAL PROPERTY: All other cases involving real property. Examples include disputes over the ownership, use, boundaries, or value of real property, including trespass to try title.

CONTRACT—CONSUMER/COMMERCIAL/DEBT: Cases involving a buyer of goods or services bringing a suit against the seller for failure either to deliver said goods or services or to honor a warranty as promised in an expressed or implied contract. Also, cases involving a seller of goods or services bringing a suit against a buyer for failure to pay for said goods or services as promised in an expressed or implied contract (debt collection). Examples include agreements, breach of contract, contracts, fraud, notes, sworn accounts, debts, and assignment of creditors.

OTHER CONTRACT: All other cases involving a dispute over an agreement, express or implied, between two parties. Examples include employment cases (including discrimination, retaliation, termination, and other employment cases), landlord/tenant disputes, mortgage foreclosures, homeowners association disputes, etc.

CIVIL CASES RELATING TO CRIMINAL MATTERS: All civil cases associated with criminal matters, including bond forfeiture, expunction, nondisclosure, occupational license, seizure and forfeiture, extradition, contempt (in criminal cases only), and writ of habeas corpus (in criminal cases only) cases. Include petitions for relief from a firearms disability related to criminal cases (Sec. 574.088, Health and Safety Code).

OTHER CIVIL CASES: All non-tax civil cases not clearly identifiable as belonging in one of the preceding categories. Include occupational license cases in civil and family matters and cases appealing the finding of a lower court, department, or administrative agency (e.g., workers’ compensation, business dissolution, liquor license appeal, etc.).

TAX CASES: Suits brought by governmental taxing entities against an individual or business for the collection of taxes.

FAMILY LAW DOCKET

A family law case is counted and reported when: 1) an original petition is filed (no matter how many parties or children are

involved); 2) a show cause motion, motion to modify, or similar motion is filed following entry of original judgment; or 3) some other case is filed.

The case type categories are:

DIVORCE—CHILDREN: Suits brought by a party to a marriage to dissolve the marriage pursuant to Ch. 6, Family Code that also include a suit affecting the parent-child relationship due to the existence of children born or adopted of the marriage who are under 18 years of age or who are otherwise entitled to support as provided by Ch. 154, Family Code. Include petitions for annulment and petitions to declare a marriage void.

DIVORCE—NO CHILDREN: Suits brought by a party to a marriage to dissolve the marriage pursuant to Ch. 6, Family Code. Include petitions for annulment and petitions to declare a marriage void.

PARENT-CHILD—NO DIVORCE: Cases involving issues of custody, support, paternity, visitation (by parents, grandparents or other family members) that do not involve a current or previously decided divorce/marriage dissolution case. Include voluntary legitimization of paternity (Sec. 160.201, Family Code).

CHILD PROTECTIVE SERVICES: Cases filed under Ch. 262 of the Family Code on behalf of the Department of Family and Protective Services; a motion in aid of investigation filed under Sec. 261.303 of the Family Code; a motion to participate filed under Sec. 264.203 of the Family Code; or a civil action filed by the Department requesting a determination of an at-risk child under Sec. 264.303 of the Family Code.

TERMINATION OF PARENTAL RIGHTS: Cases filed under Ch. 161 of the Family Code requesting that the court extinguish the legal relationship of parent and child.

ADOPTION: Cases filed under Ch. 162 of the Family Code requesting the establishment of a new, permanent relationship of parent and child between persons not having that relationship naturally. Include gestation agreements.

PROTECTIVE ORDERS—NO DIVORCE: Cases filed under Ch. 82, Family Code, requesting an order designed to limit or eliminate contact between two or more family/household members or individuals involved in a dating relationship.

TITLE IV-D—PATERNITY: Cases filed by the Title IV-D Agency (Office of Attorney General) requesting a determination of parentage under Ch. 160, Family Code and the setting of a child support obligation. These cases may also involve custody and visitation issues.

TITLE IV-D—SUPPORT ORDER: Cases filed by the Title IV-D Agency (Office of Attorney General) requesting the setting of a child support obligation where the parentage of the child has been established by an Acknowledgment of Paternity or the child was born during the marriage. These cases may also involve custody and visitation issues.

TITLE IV-D—UIFSA: Cases filed by the Title IV-D Agency (Office of the Attorney General) seeking to establish a Texas child support order. The issue of paternity may be addressed. UIFSA cases are distinguished by the fact that not all parties reside in Texas. Issues of custody and visitation are not generally involved.

ALL OTHER FAMILY CASES: Includes all cases filed under the Family Code that are not reported elsewhere, including, but not limited to:

- Judicial bypass of parental notification of abortion (Sec. 33.003); Changes of name (Ch. 45);
- Adult adoptions (Sec. 152.502);
- Removal of disability of minority (Ch. 31);
- Removal of disability of minority for marriage (Sec. 2.103);
- Suits for parental liability for damages caused by conduct of child (Ch. 41); and
- Suits for liability for interference with possession of a child (Ch. 42).

POST-JUDGMENT MODIFICATION—CUSTODY: Post-judgment suits or motions filed pursuant to Subchapter B, Ch. 156, Family Code, for modification of an order that provides for the conservatorship of, possession of, or determination of residence of a child (e.g., motions to modify conservatorship [custody], motions to modify right to determine primary residence of child, motions for further orders of the court).

POST-JUDGMENT MODIFICATION—OTHER: Post-judgment suits or motions requesting modification of orders not involving custody of a child, including, but not limited to:

- Suits filed pursuant to Subchapter B, Ch. 156, Family Code for modification of an order that provides for the access to a child (motions to modify visitation privileges; motions to modify rights, privileges and duties of conservator);
- Suits filed pursuant to Subchapter C, Ch. 156, Family Code for modification of an order that provides for the support of a child (motions to modify or set child support; motions to terminate wage withholding; motions for further orders of the court); and
- Suits filed pursuant to Sec. 8.057, Family Code for modification of an order that provides for spousal maintenance (petition to terminate/modify order/writ of income withholding).

POST-JUDGMENT ENFORCEMENT: Post-judgment suits or motions requesting the enforcement of a final order, including, but not limited to:

- Motions filed pursuant to Ch. 157, Family Code to enforce a final order for conservatorship, child support, possession of or access to a child, property provisions, injunctions, or other provisions of a final order (e.g., motions for contempt; motions for enforcement of judgments or prior orders; motions to revoke community supervision/probation for failure to pay child support);
- Suits to enforce a divorce or annulment decree filed pursuant to Ch. 9, Family Code (petition for enforcement of property division; petitions to divide assets not divided on divorce or annulment; post-decree qualified domestic relations orders); and
- Suits to enforce spousal maintenance filed pursuant to Ch. 8, Family Code.

POST-JUDGMENT TITLE IV-D: Suits or motions filed by the Title IV-D agency (Office of the Attorney General) pursuant to Chs. 156, 157 or 159, Family Code, to enforce and/or modify a child support obligation.

TITLE IV-D—PATERNITY: Cases filed by the Title IV-D Agency (Office of Attorney General) requesting a determination of parentage under Ch. 160, Family Code and the setting of a child support obligation. These cases may also involve custody and visitation issues. The pleading is most often styled Petition to Establish the Parent-Child Relationship.

TITLE IV-D—SUPPORT ORDER: Cases filed by the Title IV-D Agency (Office of Attorney General) requesting the setting of a child support obligation where the parentage of the child has been established by an Acknowledgment of Paternity or the child was born during the marriage. These cases may also involve custody and visitation issues. The pleading is most often styled Suit Affecting the Parent-Child Relationship.

TITLE IV-D—UIFSA: Cases filed by the Title IV-D Agency (Office of the Attorney General) seeking to establish a Texas child support order. The issue of paternity may be addressed. UIFSA cases are distinguished by the fact that not all parties reside in Texas. Issues of custody and visitation are not generally involved.

JUVENILE DOCKET

Juvenile cases are based upon petitions for adjudication of a child alleged to have engaged in delinquent conduct or conduct indicating a need for supervision (C.I.N.S.) as governed by Title 3 of the Texas Family Code.

Delinquent conduct cases are further broken down into case categories similar to the ones used in the Criminal section. See OCA's Required Reporting webpage (<http://www.txcourts.gov/reporting-to-oca/judicial-council-trial-court-activity-reports.aspx>) for full definitions.

Statutory County Courts

MISDEMEANOR CASE DOCKET

A criminal case is counted as one defendant per information or complaint. For example, if an information names more than one defendant, there is more than one case; three defendants named in one information equals three cases. If the same defendant is charged in more than one information, even if for the same criminal episode, there is more than one case; the same person named in four informations equals four cases. Finally, if an information contains more than one count (Art. 21.24, Code of Criminal Procedure) only one case per person named in the information is reported. The case is reported under the classification for the most serious offense alleged.

Case categories are identical to the ones used in the CRIMINAL SECTION OF THE CONSTITUTIONAL COUNTY COURT REPORTS.

FELONY CASE DOCKET

A criminal case is counted as one defendant per indictment or information. For example, if an indictment names more than one defendant, there is more than one case; three defendants named in one indictment equals three cases. If the same defendant is charged in more than one indictment, even if for the same criminal episode, there is more than one case; the same person named in four indictments equals four cases. Finally, if an indictment contains more than one count (Art. 21.24, Code of Criminal Procedure), only one case per person named in the indictment is reported. The case is reported under the classification for the most serious offense alleged.

Case categories are identical to the ones used in the CRIMINAL SECTION OF THE DISTRICT COURT REPORTS.

CIVIL DOCKET

A civil case, unlike a criminal case, does not depend on the number of persons involved. Instead, each separate suit, normally commenced by the filing of the plaintiff's original petition, defines an individual civil case.

Case categories are identical to the ones used in the CIVIL SECTION OF THE DISTRICT COURT REPORTS.

FAMILY LAW DOCKET

A family law case is counted and reported when: 1) an original petition is filed (no matter how many parties or children are involved); 2) a show cause motion, motion to modify, or similar motion is filed following entry of original judgment; or 3) some other case is filed.

Case categories are identical to the ones used in the FAMILY SECTION OF THE DISTRICT COURT REPORTS.

JUVENILE DOCKET

Juvenile cases are based upon petitions for adjudication of a child alleged to have engaged in delinquent conduct or conduct indicating a need for supervision (C.I.N.S.) as governed by Title 3 of the Texas Family Code.

Delinquent conduct cases are further broken down into case categories similar to the ones used in the Criminal section. See OCA's Required Reporting webpage (<http://www.txcourts.gov/reporting-to-oca/judicial-council-trial-court-activity-reports.aspx>) for full definitions.

PROBATE AND GUARDIANSHIP DOCKET

These cases are governed by the Texas Probate Code, and include matters involving the probate of wills, the administration of estates, and guardianships. A single probate case may involve more than one person.

Case categories are identical to the ones used in the PROBATE AND GUARDIANSHIP SECTION OF THE CONSTITUTIONAL COUNTY COURT REPORTS.

COURT-ORDERED MENTAL HEALTH CASES

Sec. 574.014 of the Health and Safety Code requires a report to the Office of Court Administration on the number of applications for involuntary mental health commitment orders filed and the disposition of those cases. Information is also collected on applications seeking an order to authorize psychoactive medications.

Case categories are identical to the ones used in the COURT-ORDERED MENTAL HEALTH SERVICES SECTION OF THE CONSTITUTIONAL COUNTY COURT REPORTS.

Constitutional County Courts

CRIMINAL DOCKET

A criminal case is counted as one defendant per information or complaint. For example, if an information names more than one defendant, there is more than one case; three defendants named in one information equals three cases. If the same defendant is charged in more than one information, even if for the same criminal episode, there is more than one case; the same person named in four informations equals four cases. Finally, if an information contains more than one count (Art. 21.24, Code of Criminal Procedure) only one case per person named in the information is reported. The case is reported under the classification for the most serious offense alleged.

The case type categories are:

D.W.I.—FIRST OFFENSE: An offense under Sec. 49.04, Penal Code (Driving While Intoxicated).

D.W.I.—SECOND OFFENSE: A second offense of driving while intoxicated (Sec. 49.04, Penal Code) under Sec. 49.09, Penal Code (Enhanced Offenses and Penalties).

THEFT: A misdemeanor offense under Ch. 31 (Theft) of the Penal Code, except Sec. 31.06, or an offense under Penal Code Sec. 33A.04 (Theft of Telecommunications Service).

THEFT BY CHECK: Any offense of theft or theft of service in which the defendant allegedly obtained property or secured performance of service by issuing or passing a check or similar sight order for the payment of money, when the issuer did not have sufficient funds in or on deposit with the bank or other drawee for the payment in full of the check or order as well as all other checks or orders then outstanding (Sec. 31.06, Penal Code). Also included are appeals of cases brought under Sec. 32.41, Penal Code (Issuance of Bad Checks).

DRUG POSSESSION—MARIJUANA: A misdemeanor offense under Sec. 481.120 (Delivery of Marijuana), Sec. 481.121 (Possession of Marijuana) or Sec. 481.134(f) (Drug Free Zones), Health and Safety Code.

DRUG POSSESSION—OTHER: Any other misdemeanor offense for possession, manufacture, delivery, sale, or possession with intent to deliver or sell a drug or controlled substance under the Texas Controlled Substances Act (Ch. 481, Health and Safety Code), the Texas Dangerous Drug Act (Ch. 483, Health and Safety Code), or Ch. 485 (Abusable Volatile Chemicals), Health and Safety Code.

FAMILY VIOLENCE ASSAULT: A misdemeanor offense under Penal Code Sec. 22.01(a)(1) against a person whose relationship to the defendant is described by Sec. 71.0021(b), 71.003, or 71.005 of the Family Code.

ASSAULT—OTHER: Any other misdemeanor offense under Ch. 22 of the Penal Code.

TRAFFIC: Violations of the provisions of Title 7, Transportation Code and related statutes, except D.W.I. Sec. 49.04 (or Sec. 49.09 for a subsequent offense), Penal Code, and Sec. 521.457, Transportation Code (Driving While License Invalid).

D.W.L.S./D.W.L.I.: An offense under Sec. 521.457, Transportation Code (Driving While License Invalid).

OTHER MISDEMEANOR CASES: A misdemeanor not clearly

identifiable as belonging in one of the preceding categories.

CIVIL DOCKET

A civil case, unlike a criminal case, does not depend on the number of persons involved. Instead, each separate suit, normally commenced by the filing of the plaintiff's original petition, defines an individual civil case.

The case type categories are:

INJURY OR DAMAGE—MOTOR VEHICLE: All cases for damages associated in any way with a motor vehicle (automobile, truck, motorcycle, etc.), with or without accompanying personal injury. Examples include personal injury, property damage, and wrongful death cases that involve motor vehicles.

OTHER INJURY OR DAMAGE: All other cases alleging an injury or wrong committed against a person, their reputation, or their property by a party who either did something that he was obligated not to do or failed to do something that he was obligated to do. Examples include damages on premises, "slip-and-fall" cases, construction damages, assault, battery, animal attack, vandalism, slander/libel/defamation, malicious prosecution, and false imprisonment.

REAL PROPERTY: Cases involving disputes over the ownership, use, boundaries, or value of real property.

CONTRACT—CONSUMER/COMMERCIAL/DEBT: Cases involving a buyer of goods or services bringing a suit against the seller for failure either to deliver said goods or services or to honor a warranty as promised in an expressed or implied contract. Also, cases involving a seller of goods or services bringing a suit against a buyer for failure to pay for said goods or services as promised in an expressed or implied contract (debt collection). Examples include agreements, breach of contract, contracts, notes, sworn accounts, debts, and assignment of creditors.

CONTRACT—LANDLORD/TENANT: Cases alleging a breach of contract (lease) between a landlord and tenant, including unlawful detainer.

OTHER CONTRACT: All other cases involving a dispute over an agreement, express or implied, between two parties. Examples include employment cases (including discrimination, retaliation, termination, and other employment cases), fraud, mortgage foreclosures, homeowners association disputes, etc.

CIVIL CASES RELATING TO CRIMINAL MATTERS: All civil cases associated with criminal matters, including bond forfeiture, nondisclosure, occupational license, seizure and forfeiture, contempt (in criminal cases only), and writ of habeas corpus (in criminal cases only) cases. Include petitions for relief from a firearms disability related to a criminal case (Sec. 574.088, Health and Safety Code).

ALL OTHER CIVIL CASES: All other civil cases not clearly identifiable as belonging in one of the preceding categories. Include petitions for relief from a firearms disability related to an involuntary mental health commitment case (Sec. 574.088, Health and Safety Code).

JUVENILE DOCKET

Juvenile cases are based upon petitions for adjudication of a child alleged to have engaged in delinquent conduct or conduct indicating a need for supervision (C.I.N.S.) as governed by Title 3 of the Texas Family Code.

Delinquent conduct cases are further broken down into case categories similar to the ones used in the Criminal section. See OCA's Required Reporting webpage (<http://www.txcourts.gov/reporting-to-oca/judicial-council-trial-court-activity-reports.aspx>) for full definitions.

PROBATE AND GUARDIANSHIP DOCKET

These cases are governed by the Texas Probate Code, and include matters involving the probate of wills, the administration of estates, and guardianships. A single probate case may involve more than one person.

The case type categories are:

INDEPENDENT ADMINISTRATION: A proceeding to probate a will and for issuance of letters testamentary under Probate Code Sec. 145(b), or an estate opened under Probate Code Secs. 145(c), 145(d) or 145(e).

DEPENDENT ADMINISTRATION: An estate opened under Probate Code Sec. 178. These estate cases require court monitoring. Also include applications to appoint a temporary administrator under Ch. VI, Probate Code.

ALL OTHER ESTATE PROCEEDINGS: Other proceedings involving the handling or transfer of property by reason of the death of an individual.

GUARDIANSHIP: Cases involving the establishment of, or a controversy over, the relation existing between a person (guardian) lawfully invested with the power and charged with the duty of taking care of the rights of a minor or adult (ward) who is considered by the court as incapable of caring for himself/herself.

ALL OTHER CASES: All other cases not clearly identifiable as belonging in one of the preceding categories. Include petitions for relief from a firearms disability related to a guardianship case (Sec. 574.088, Health and Safety Code).

COURT-ORDERED MENTAL HEALTH CASES

Sec. 574.014 of the Health and Safety Code requires a report to the Office of Court Administration on the number of applications for involuntary mental health commitment orders filed and the disposition of those cases. Information is also collected on applications seeking an order to authorize psychoactive medications.

The case type categories are:

TEMPORARY MENTAL HEALTH SERVICES: Applications for commitment under Sec. 574.034(a) or 574.034(b), Health and Safety Code for not longer than 90 days. Do not include requests for modification of existing commitment orders.

EXTENDED MENTAL HEALTH SERVICES: Applications for commitment under Sec. 574.035(a) or 574.035(b), Health and Safety Code for greater than 90 days, but not longer than 12 months. Do not include requests for modification of existing

commitment orders.

MODIFICATION—INPATIENT TO OUTPATIENT: Applications for the modification of an existing order for commitment for inpatient services to provide for commitment for outpatient services (Sec. 574.061, to provide for commitment for outpatient services (Sec. 574.061, Health and Safety Code).

MODIFICATION—OUTPATIENT TO INPATIENT: Applications for the modification of an existing order for commitment for outpatient services to provide for commitment for inpatient services (Sec. 574.065(d)(2), Health and Safety Code).

ORDER TO AUTHORIZE PSYCHOACTIVE MEDICATIONS: Applications seeking an order authorizing, reauthorizing or modifying the administration of psychoactive medication (Sec. 574.106, Health and Safety Code).

Justice Courts

CRIMINAL DOCKET

A criminal case is reported based on the number of defendants named in a complaint. For example, if one defendant is charged in more than one complaint, it is counted as more than one case; the same person named in four separate complaints equals four cases. When a clerk receives a citation with multiple offenses listed, each offense is a separate charge and must be alleged on separate complaints; each complaint is therefore counted as a separate case.

The case type categories are:

TRAFFIC MISDEMEANORS: Cases relating to motor vehicle operation or ownership for which the maximum punishment does not involve confinement in jail or prison (i.e., class C misdemeanors).

Non-Parking. Cases involving violations of the provisions of Title 7, Transportation Code and related statutes that do not involve parking (e.g., speeding, passing a school bus, driving without a valid inspection sticker, driving with an expired or no driver's license).

Parking. Cases involving violations of Secs. 545.301 through 545.304, Ch. 681 or Ch. 683, Transportation Code and related statutes concerning the improper stopping, standing, or parking of a vehicle (e.g., parking in an intersection, parking within 15 feet of a fire hydrant, parking where an official sign prohibits parking).

County Ordinance. Cases involving violations of traffic or parking-related ordinances enacted by the county (e.g., vehicle weight limitations set by the county pursuant to Transportation Code, Sec. 621.301).

NON-TRAFFIC MISDEMEANORS: Cases not involving traffic or parking violations for which the maximum punishment does not involve confinement in jail or prison.

Penal Code. Cases involving laws enacted by the Texas Legislature that are set out in the Penal Code (e.g., disorderly conduct, public intoxication, theft of property valued at less than \$50).

Other State Law. Cases involving laws enacted by the Texas

Legislature that are set out in statutes other than the Penal Code (e.g., Alcoholic Beverage Code, Education Code, Health and Safety Code, Occupations Code, Parks and Wildlife Code, etc.).

County Ordinance. Cases involving ordinances enacted by the county (e.g., building codes, zoning, sanitation, and animal ordinances).

CIVIL DOCKET

A civil case, unlike a criminal case, does not depend on the number of persons involved. Instead, each separate suit, normally commenced by the filing of the plaintiff's original petition, defines an individual civil case.

The case type categories are:

SMALL CLAIMS SUITS: Includes all suits for the recovery of money (damages or debt up to \$10,000) brought to the justice of the peace as judge of the Small Claims Court in accordance with Ch. 28 of the Government Code.

FORCIBLE ENTRY AND DETAINER (EVICTIONS): Includes all suits for eviction (recovery of possession of premises) brought under the authority of Government Code, Sec. 27.031; Property Code, Secs. 24.001-24.011; and Rules of Civil Procedure, Rules 738-755.

OTHER CIVIL SUITS: Includes all other suits within the civil jurisdiction of the justice court, including those for recovery of money (damages or debt up to \$10,000) and for foreclosure of mortgages and enforcement of liens on personal property in cases in which the amount in controversy is otherwise within the justice court's jurisdiction as provided by Sec. 27.031 of the Government Code.

Municipal Courts

CRIMINAL DOCKET

A criminal case is reported based on the number of defendants named in a complaint. For example, if one defendant is charged in more than one complaint, it is counted as more than one case; the same person named in four separate complaints equals four cases. When a clerk receives a citation with multiple offenses listed, each offense is a separate charge and must be alleged on separate complaints; each complaint is therefore counted as a separate case.

The case type categories are:

TRAFFIC MISDEMEANORS: Cases relating to motor vehicle operation or ownership for which the maximum punishment does not involve confinement in jail or prison (i.e., class C misdemeanors).

Non-Parking. Cases involving violations of the provisions of Title 7, Transportation Code and related statutes that do not involve parking (e.g., speeding, passing a school bus, driving without a valid inspection sticker, driving with an expired or no driver's license).

Parking. Cases involving violations of Sec. 545.301 through 545.304, Ch. 681 or Ch. 683, Transportation Code and related statutes concerning the improper stopping, standing, or parking of a vehicle (e.g., parking in an intersection, parking within 15 feet of a fire hydrant, parking where an official sign prohibits parking).

City Ordinance. Cases involving violations of traffic or parking-related ordinances enacted by municipalities.

NON-TRAFFIC MISDEMEANORS: Cases not involving traffic or parking violations for which the maximum punishment does not involve confinement in jail or prison.

Penal Code. Cases involving laws enacted by the Texas Legislature that are set out in the Penal Code (e.g., disorderly conduct, public intoxication, theft of property valued at less than \$50).

Other State Law. Cases involving laws enacted by the Texas Legislature that are set out in statutes other than the Penal Code (e.g., Alcoholic Beverage Code, Education Code, Health and Safety Code, Occupations Code, etc.).

City Ordinance. Cases involving ordinances enacted by municipalities (e.g., building codes, zoning laws, dog ordinances). Ordinance violations involving litter, fire safety, zoning, public health, and sanitation are punishable by fines only, up to a maximum of \$2,000. Punishment for violation of other types of city ordinances is limited to fines only, not to exceed \$500.

CIVIL DOCKET

A civil case, unlike a criminal case, does not depend on the number of persons involved. Instead, each separate suit, normally commenced by the filing of the plaintiff's original petition, defines an individual civil case.

Civil cases are those involving all complaints, citations or suits within the civil or administrative jurisdiction of the municipal court, including red light camera, vehicle parking and stopping (Transportation Code, Ch. 682), dangerous dog, substandard building, and abandoned motor vehicle cases, as well as any other cases involving the enforcement of health and safety and nuisance abatement ordinances. Bond forfeiture (nisi) proceedings conducted pursuant to Code of Criminal Procedure, Art. 22.02 are also included.

ANNUAL STATISTICAL REPORT FOR THE TEXAS JUDICIARY FISCAL YEAR 2023



P.O. Box 12066
Austin, TX 78711-2066



512.463.1625 Phone
512.463.1648 Fax



www.txcourts.gov