

WEIGHTED CASELOAD STUDY

FINAL OUTCOMES

JUDICIAL COUNCIL

NOVEMBER 3, 2023



PREVIOUS JUDICIAL WORKLOAD STUDIES

Measuring Current Judicial Workload in Texas, 2007



- 2007 study focused only on District Courts.
- Study was conducted over an 18-month period.
- 19-member Judicial Needs Assessment Committee oversaw project.
- Final outcomes estimated the judicial need to be 650.0 Full Time Equivalent Judicial Officers – an 8% increase.


Texas Child Protective Services Workload Assessment Final Report

Brian J. Ostrom, Ph.D.
 Matthew Williams, Ph.D.
 Cynthia G. Lee, J.D.
 Shannon Roth

Research Division
 National Center for State Courts
 September 2016



- 2016 study focused only on Child Protective Services (CPS) cases.
- Time study was conducted over a four-week period.
- 16-member Judicial Needs Assessment Committee oversaw project.
- Final outcomes estimated the case weight (minutes) for CPS cases was 293 minutes, per case.



- Conducted via a grant through the State Justice Institute to partner with NCSC to conduct research into remote hearings in Texas.
- Research project sought to investigate the implementation of remote hearings on judicial workload practices.
- Participating jurisdictions invited to participate covered multiple geographical areas, from rural to urban.
- Time Study occurred over the course of three weeks in April 2021.
- Focus Groups with a subset of participating judges to explore the results of the study.



SENATE BILL 891

86TH REGULAR SESSION

- Directed OCA to contract with the National Center for state Courts to conduct a study of the caseload of the district and county courts in Texas.
- Original study scheduled for Spring 2000 delayed due to the pandemic.
- Rescheduled for Spring 2023.



JUDICIAL NEEDS ASSESSMENT COMMITTEE (JNAC)

County	Court	Name
Harris	District Court Administrator	Richard Woods
Williamson	Court Administrator	Ronald Morgan
El Paso	District and County Court Administrator	Michael Cuccaro
Bexar	General Counsel	Ana Amici
Collin	Probate Court No. 1	Judge Weldon Copeland
Tarrant	County Court at Law No. 2	Judge Jennifer Rymell
Travis	County Court at Law No. 2	Judge Eric Shepperd
Lubbock	County Court at Law No. 2	Judge Drue Farmer
Tom Green	Court Court at Law	Judge Ben Nolen
Harris	County Crim. Court at Law No. 16	Judge Darrell Jordan
Webb	County Court at Law No. 2	Judge Victor Villarreal
Uvalde, Medina, Real	38th District Court	Judge Camile DuBose
Val Verde	83rd District Court	Judge Robert Cadena
Potter	108th District Court	Judge Douglas Woodburn
Dallas	162nd District Court	Judge Maricela Moore
Harris	174th District Court	Judge Hazel Jones
Williamson	277th District Court	Judge Stacey Matthews
Collin	416th District Court	Judge Andrea Thompson
Comal	433rd District Court	Judge Dib Waldrip
Hidalgo, Starr	Child Protection Court Associate Judge	Judge Carlos Villalon



JUDICIAL NEEDS ASSESSMENT COMMITTEE (JNAC)

- Provides guidance and oversight.
- Advise and comment on study design, case types, and data collection methodologies.
- Reviews draft findings and final report.



BRIEF PROJECT TIMELINE

- Post-Pandemic Kick-Off: October 3, 2022
- Meeting #2: December 13, 2022
- Four-Week Period for data collection occurred January 23 – February 26, 2023.
- Adequacy of Time Survey: April 2023
- Meeting #3: June 20, 2023
- 8 Delphi Group Discussions in July 2023
- Final Meeting: August 21, 2023
- Final Report received October 1, 2023



2023 STUDY – CASE TYPES

Criminal

1. Felony Group A
2. Felony Group B
3. Misdemeanor
4. Motion to Revoke/Motion to Adjudicate

Juvenile

1. Juvenile Felony Group A
2. Juvenile Felony Group B
3. Misdemeanor
4. CINS

Civil

1. Injury or Damage Involving Vehicle
2. Injury or Damage Other than Vehicle
3. Malpractice
4. Product Liability
5. Contract
6. Debt Collection
7. Civil Cases Relating to Criminal Matters
8. Real Property
9. Government – Tax Cases
10. Other Civil



2023 STUDY – CASE TYPES (CONTINUED)

Family

1. Divorce with Children
2. Divorce without Children
3. Protective Orders: No Divorce
4. Title IV-D Cases
5. Parent-Child No Divorce
6. Child Protection Cases
7. Modifications
8. Enforcements
9. Other Family Matters

Probate

1. Probate
2. Guardianship
3. Court-Ordered Mental Health Cases



2023 STUDY – CASE-RELATED & NON-RELATED ACTIVITIES

Case-Related Events

1. Pre-Disposition
2. Bench Trial
3. Jury Trial
4. Post-Disposition
5. Specialty Court

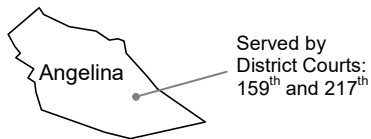
Non-Case-Related Events

1. Case-Related Administration
2. General Legal Research
3. Judicial Education and Training
4. Committee Meetings, Other Meetings and Related Work
5. Community Activities and Public Outreach
6. Work-Related Travel
7. Local/Regional Administrative Judge Time
8. Personal Time Off (PTO)
9. Lunch and Breaks
10. NCSC Time Study

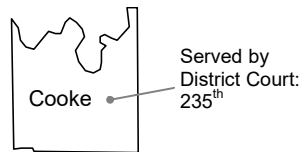


JURISDICTIONAL PATTERNS

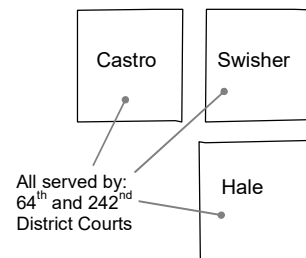
Pattern #1: Single County, Multiple Courts, No Courts Serve Another County



Pattern #2: Single County, Single Court, Court Does Not Serve Another County

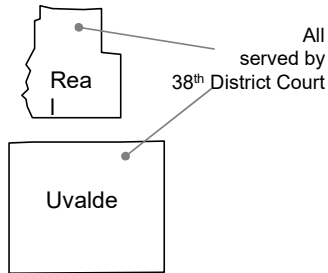


Pattern #3: Multiple Counties, Multiple Courts, Identical Jurisdictions

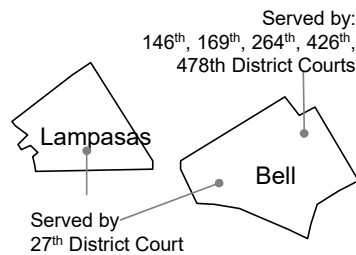


JURISDICTIONAL PATTERNS

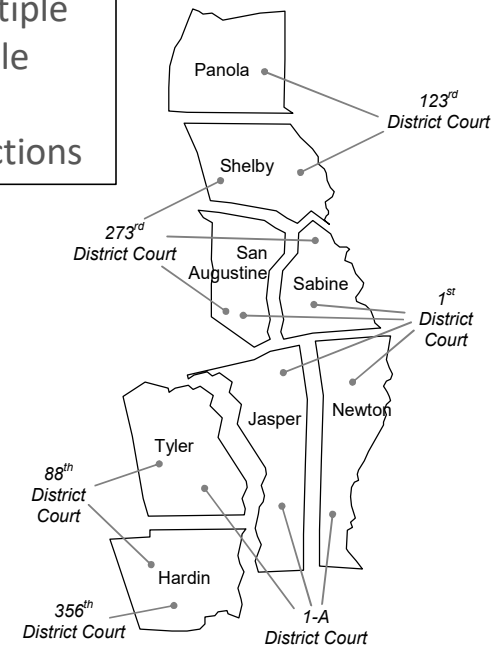
Pattern #4: Multiple Counties, Single Courts



Pattern #5: Multiple Counties, Multiple Courts, One Separate Jurisdiction



Pattern #6: Multiple Counties, Multiple Courts, Many Separate Jurisdictions



OUTCOMES

The overarching conclusion is that there is a need for approximately 707 FTE district court judicial officer positions, 322 statutory county court positions, and 39 statutory probate court positions to manage and resolve the annual number of cases filed. This is an increase of about 8 percent over current district court levels, 9 percent over current statutory county court levels, and 18 percent over statutory probate court positions.

District Courts

Jurisdictional Pattern	Current Judicial Officers (FTE)	Estimated Implied Need (FTE) Using Rounding Rules	Difference
Pattern 1	427.6	475.1	47.5
Pattern 2	17.6	18.1	.5
Pattern 3	15.8	16.3	.5
Pattern 4	33.2	33.7	.5
Pattern 5	70.4	72.4	2.0
Pattern 6	89.5	91.5	2.0
Statewide	654.1	707.1	53.0

8% ↗

Statutory County Courts

	Current Judicial Officers (FTE)	Estimated Implied Need (FTE) Using Rounding Rules	Difference
Statewide	284.2	317.7	33.5

9% ↗

Statutory Probate Courts

	Current Judicial Officers (FTE)	Estimated Implied Need (FTE) Using Rounding Rules	Difference
Statewide	33.0	39.0	6.0

18% ↗



OUTCOMES: DISTRICT COURTS

Jurisdictional Pattern/County	Total District Court Judicial Officers	Estimated Implied Need Using		Difference
		Implied Need	Rounding Rule	
Pattern 1				
Bexar	38.0	49.8	44.0	6.0
Brazoria	7.3	8.9	8.3	1.0
Collin	14.6	19.5	17.6	3.0
Dallas	67.0	77.4	69.0	2.0
Denton	11.5	14.8	13.5	2.0
Ellis	3.1	3.8	3.6	0.5
Grayson	3.2	3.7	3.7	0.5
Gregg	3.1	3.8	3.6	0.5
Harris	91.8	134.2	117.8	26.0
Parker	2.1	2.8	2.6	0.5
Tarrant	40.2	52.1	45.2	5.0
Wichita	3.0	3.5	3.5	0.5
<i>Counties held harmless</i>	<i>142.7</i>	<i>128.9</i>	<i>142.7</i>	<i>0.0</i>
Pattern 2				
Harrison	1.1	1.7	1.6	0.5
<i>Counties held harmless</i>	<i>16.5</i>	<i>12.1</i>	<i>16.5</i>	<i>0.0</i>
Pattern 3				
Atascosa, Frio, Karnes, LaSalle, Wilson	2.6	3.2	3.1	0.5
<i>Counties held harmless</i>	<i>13.2</i>	<i>10.2</i>	<i>13.2</i>	<i>0.0</i>

Pattern 4				
Jack, Wise	1.2	1.8	1.7	0.5
<i>Counties held harmless</i>	<i>32.0</i>	<i>19.8</i>	<i>32.0</i>	<i>0.0</i>
Pattern 5				
Bell, Lampasas	6.3	7.7	7.3	1.0
Kenedy, Kleberg, Nueces	8.3	10.7	9.3	1.0
<i>Counties held harmless</i>	<i>55.8</i>	<i>48.7</i>	<i>55.8</i>	<i>0.0</i>
Pattern 6				
Armstrong, Potter, Randall	5.1	7.3	6.6	1.5
Bandera, Gillespie, Kerr	2.2	2.7	2.7	0.5
<i>Counties held harmless</i>	<i>82.2</i>	<i>73.7</i>	<i>82.2</i>	<i>0.0</i>
Total	654.1	702.8	707.1	53.0



OUTCOMES: STATUTORY COUNTY COURTS

County	Total Statutory County Court Judicial		Estimated Implied Need Using	
	Officers	Implied Need	Rounding Rule	Difference
Bell	3.0	6.4	6.0	3.0
Bexar	15.0	18.3	16.5	1.5
Bowie	1.1	1.9	1.6	0.5
Dallas	18.0	22.5	20.0	2.0
Ector	2.0	3.0	3.0	1.0
Galveston	3.0	5.8	5.5	2.5
Harris	20.0	35.9	31.5	11.5
Hidalgo	10.0	15.2	13.5	3.5
Midland	2.0	2.9	3.0	1.0
Montgomery	7.1	9.5	8.6	1.5
Nacogdoches	1.1	1.5	1.6	0.5
Tarrant	15.0	20.0	17.5	2.5
Travis	9.0	12.3	11.0	2.0
Webb	3.1	3.7	3.6	0.5
Counties held harmless	174.8	122.6	174.8	0.0
Total	284.2	281.5	317.7	33.5



OUTCOMES: STATUTORY PROBATE COURTS

County	Total Statutory Probate Court Judicial		Estimated Implied Need Using	
	Officers	Implied Need	Rounding Rule	Difference
Bexar	3.0	3.7	3.5	0.5
Collin	1.0	2.4	2.5	1.5
Harris	8.0	13.6	12.0	4.0
<i>Counties held harmless</i>	<i>21.0</i>	<i>16.4</i>	<i>21.0</i>	<i>0.0</i>
Total	33.0	36.1	39.0	6.0



QUESTIONS?

Jeffrey M. Tsunekawa
Director, Court Services
Texas Office of Court Administration
jeffrey.tsunekawa@txcourts.gov

