


# Annual Statistical Report

for the

## Texas Judiciary



FISCAL YEAR 2021



Gonzales County Courthouse

# Contents

Texas Court Structure ..... iii  
Judicial Administration ..... vi  
Funding of the Judicial Branch ..... vii

Statewide Trends ..... 2  
Court-Level Trends ..... 38  
Detail ..... 98

Appendix ..... II

# Director Statement

The Texas Judiciary closed out Fiscal Year 2021 with more than 6.9 million filings and judges disposing of more than 6.4 million cases. The overall court backlog caused by the COVID-19 Pandemic was up 8 percent when comparing active pending cases from March 2020 versus active pending cases in August 2021.

This is my first Annual Statistical Report to oversee as the Administrative Director of the Office of Court Administration. It has been inspiring to see the judiciary rise to the occasion in every aspect throughout the pandemic. From leading the nation in online court proceedings, to innovations in keeping jury trials moving forward, and developing plans to dig out of the court backlog. The judiciary persevered and is stronger and more prepared to face the next challenge.

The collection of accurate court data is important now more than ever. It influences how we operate our judicial system, how decisions are made by lawmakers and the public perception of our courts. The judiciary is committed to improving data collection and making upgrades to one day include the collection of case level data. I look forward to the day when we can publish a report that includes these data enhancements. In the meantime, please enjoy exploring our 2021 Annual Statistical Report.

Key highlights include:

- Civil case filings continued to decline in 2021 at most court levels due to the pandemic. The number of new civil cases fell by 13 percent in the county courts, by 5 percent in the justice courts, and by 2 percent in the municipal courts. In the district courts, new civil cases increased by 3 percent.
- After a decline due to the pandemic, injury or damage cases involving a motor vehicle increased 15 percent in 2021 to an all-time high.
- Debt cases declined by 11 percent in the district courts and by 15 percent in the county courts while they rose by 12 percent in the justice courts to an all-time high.
- After reaching an all-time high in 2019, new landlord/tenant cases filed in justice courts fell 28 percent in 2020 and another 31 percent in 2021. The number of cases filed in 2021 was the lowest since 2000.
- Estate (probate) cases grew by 19 percent in 2021.
- After a steep decline in 2020 due to the pandemic, the number of new family law cases increased 3 percent in 2021. The number of post-judgment suits for modification or enforcement, however, declined by 11 percent.
- New divorce cases and new parent-child cases not involving divorce increased from the previous year.
- The number of new felony cases filed increased each year since 2014, reached an all-time high in 2019, declined in 2020 due to the pandemic but rebounded in 2021.
- The number of new misdemeanor cases had been falling since 2007 but took a steep dive in 2020 due to the pandemic and a significant decline in drug cases. 2021 filings were down almost 50 percent from the 2007 peak and were the lowest since at least 1985.
- Felony drug offenses exceeded misdemeanor drug offenses by almost 18,000 cases due to continued decline in the prosecution of marijuana cases as well as an overall steep decrease in filed misdemeanor cases due to the pandemic.



- Over the last 5 years the only misdemeanor case types that increased were assault cases, including family violence assault, and first DWI offenses.
- Capital murder, aggravated assault/attempted murder, family violence, and auto theft were the only felony categories that increased in 2020 and 2021.
- Traffic and parking cases declined by 8 percent from the previous year, continuing a 13-year decline that was intensified by the pandemic in 2020 and 2021, and was the lowest number filed since 1980.
- Non-traffic misdemeanor cases fell by 13 percent from the previous year and was the second lowest number since 1979.
- Since the peak in 2007, the number of juvenile cases filed has fallen 74 percent to the lowest level since 1993.
- The active pending caseload grew by 5 percent in the district courts due to lower than usual clearance rates while the active pending caseload in the county courts remained relatively steady.

We hope you find the information in this report helpful.



Megan LaVoie  
Administrative Director  
Texas Office of Court Administration



# Texas Court Structure

The current structure of the court system of Texas was established by an 1891 amendment to the Texas Constitution of 1876. The amendment established the Supreme Court as the highest state appellate court for civil matters, and the Court of Criminal Appeals as the highest state appellate court in criminal matters. The amendment also established courts of appeals that exercise intermediate appellate jurisdiction in civil and criminal cases.<sup>1</sup>

District courts are the state's trial courts of general jurisdiction. The geographical area served by each district court is established by the specific statute creating the court.

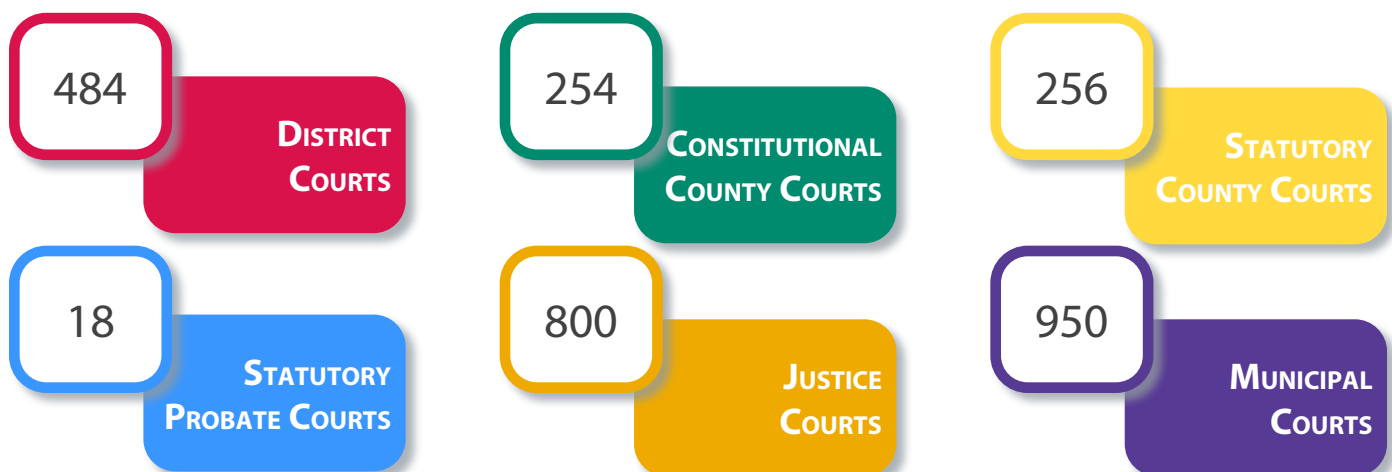
In addition to these state courts, the Texas Constitution provides for a county court in each county, presided over by the county judge. The county judge also serves as head of the county commissioners court, the governing body of the county. To aid the constitutional county court with its judicial functions, the Legislature has established statutory county courts, generally designated as county courts at law or statutory probate courts, in the more populous counties.

The Texas Constitution also authorizes not less than one nor more than 16 justices of the peace in each county. The justice courts generally have exclusive jurisdiction of civil matters when the amount in controversy does not exceed \$200 and concurrent jurisdiction with the county courts when the amount in controversy exceeds \$200 but does not exceed \$20,000. These courts also have jurisdiction in misdemeanor cases where punishment upon conviction may be by fine only.

By statute, the Legislature has created municipal courts in each incorporated city in the state. These courts have original jurisdiction over violations of municipal ordinances and concurrent jurisdiction with the justice courts over misdemeanor state law violations, limited to the geographical confines of the municipality. Municipal courts also have civil jurisdiction limited to a few specific types of cases.

Trials in the justice courts and most municipal courts are not of record, and appeals therefrom are by new trial ("trial *de novo*") to the county court, except in certain counties, where the appeal is to a county court at law or to a district court. When an appeal is by trial *de novo*, the case is tried again in the higher court, just as if the original trial had not occurred.

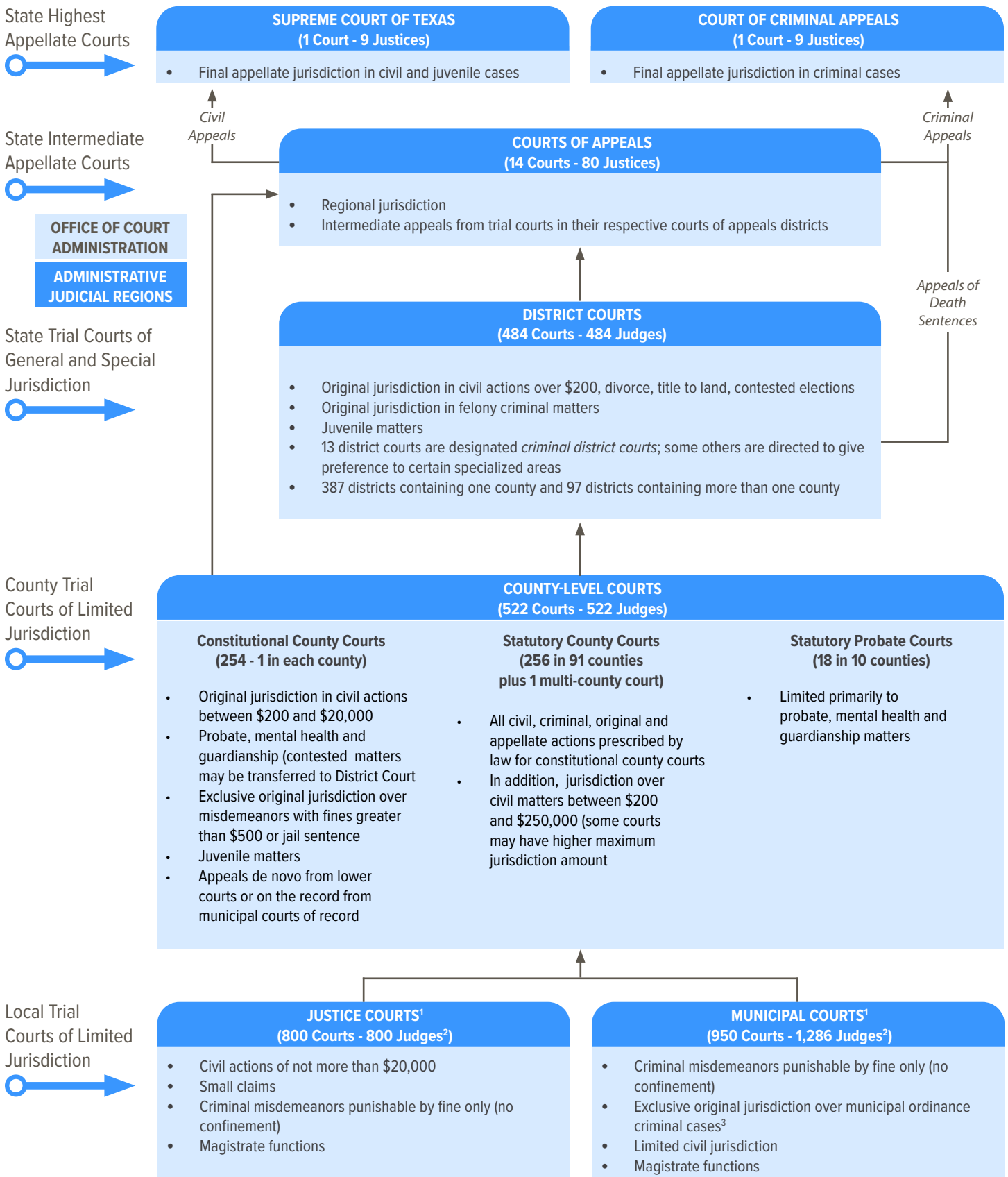
Jurisdiction of the various levels of courts is established by constitutional provision and by statute. Statutory jurisdiction is established by general statutes providing jurisdiction for all courts on a particular level, as well as by the statutes establishing individual courts. Thus, to determine the jurisdiction of a particular court, one must examine the Constitution; the general statutes establishing jurisdiction for that level of court; the specific statute authorizing the establishment of the particular court in question; the statutes creating other courts in the same county (whose jurisdictional provisions may affect the court in question); and the statutes dealing with specific subject matter (such as the Family Code, which requires, for example, that judges who are lawyers hear appeals from cases heard by non-lawyer judges in juvenile cases).



<sup>1</sup> The courts of appeals were given appellate criminal jurisdiction in 1981.

# Court Structure of Texas

September 1, 2021



1. All justice courts and most municipal courts are not courts of record. Appeals from these courts are by trial *de novo* in the county-level courts, and in some instances in the district courts.

2. Some municipal courts are courts of record—appeals from the courts are taken on the record to the county-level courts. As of April 2020, 188 courts indicated that they were a court of record; a list is posted at <http://www.txcourts.gov/about-texas-courts.aspx>.

3. An offense that arises under a municipal ordinance is punishable by a fine not to exceed: (1) \$2,000 for ordinances that govern fire safety, zoning, and public health, (2) \$4,000 for dumping of refuse or (3) \$500 for all others.





Supreme Court of Texas Courthouse

# Judicial Administration

The Texas Supreme Court has constitutional responsibility for the efficient administration of the judicial system and possesses the authority to make rules of administration applicable to the courts.<sup>1</sup> Under the direction of the Chief Justice, the Office of Court Administration aids the Supreme Court in carrying out its administrative duties by providing administrative support and technical assistance to all courts in the state.

The Supreme Court and the Texas Legislature also receive recommendations on long-range planning and improvements in the administration of justice from the Texas Judicial Council, a 22-member policy-making body composed of two appointees from each level of court, as well as appointees from the Governor and legislative branches of government. The Chief Justice of the Supreme Court, Presiding Judge of the Court of Criminal Appeals, chief justices of each of the courts of appeals, and judges of each of the trial courts are generally responsible for the administration of their respective courts.

For the district and statutory county courts there is also a local administrative district judge in each county, as well as a local administrative statutory county court judge in each county that has a statutory county court. In counties with two or more district courts, a local administrative district judge is elected by the district judges in the county for a term not to exceed two years.<sup>2</sup> Similarly, in counties with two or more statutory county courts, a local administrative statutory county court judge is elected by the statutory county court judges for a term not to exceed two years. The local administrative judge is charged with implementing the local rules of administration, supervising the expeditious movement of court caseloads, and other administrative duties.<sup>3</sup>

To aid in the administration of justice in the trial courts, the state is divided into eleven administrative judicial regions. With the advice and consent of the Senate, the Governor appoints one of the active or retired district judges, or a retired appellate court judge who has district court experience residing in each region, as the presiding judge. The statutory probate court judges also select a presiding judge, who must be an active statutory probate court judge.

The Chief Justice of the Supreme Court may convene periodic conferences of the chief justices of the courts of appeals, as well as periodic conferences of the eleven presiding judges to ensure the efficient administration of justice in the courts of the state.

By statute, the Supreme Court has administrative control over judicial branch agencies and issues Administrative Orders to include orders for appointments to judicial boards, commissions, and task forces.

---

1 Article V, Section 31 of the Texas Constitution.

2 In accordance with Section 74.091 or Section 74.0911, Tex. Govt. Code.

3 The administrative responsibilities of the local administrative judge are detailed in Section 74.092, Tex. Govt. Code.

# Funding of the Judicial Branch

## STATE APPROPRIATIONS FY 2022

The State provides funding for salaries and operating costs of the Supreme Court, Court of Criminal Appeals, and intermediate appellate courts. The State funds a base salary for district judges and salary reimbursements for certain constitutional and statutory county court judges, as well as salaries, salary supplements, expenses of retirement, and other payroll-related benefits for certain prosecutors. The State also pays for or supplements some other expenses of the judicial branch, including juror pay, basic civil legal services, criminal indigent defense, judicial technology, and special prosecution units.



> The Judiciary  
\$0.5 Billion

The Judiciary accounts for **.42%** of total State appropriations.

Most counties supplement the base salary of judges of the intermediate appellate courts and district courts. Counties pay the operating costs of district courts, as well as the salary of judges, salaries of other staff, and operating costs for constitutional county courts, county courts at law, and justice courts. Cities finance all costs related to the operation of municipal courts, including judges' salaries.

In FY 2022, state appropriations for the Texas judicial system accounted for 0.42 percent of all state appropriations. Fifty-nine percent of the financing for the judicial system came from General Revenue sources. Twenty-two percent came from dedicated General Revenue funds, such as the Fair Defense Account, the Statewide Electronic Filing System Account, and the Judicial and Court Personnel Training Fund, and the remaining amounts came from other special funds, including the Judicial Fund and federal funds.

## STATE JUDICIAL BRANCH FUNDING SOURCES



General Revenue



Special Funds



Dedicated General Revenue



Federal Funds

## APPROPRIATIONS FOR OPERATING COSTS FOR THE STATE JUDICIAL BRANCH



Personnel and Employee Benefits



Other Operating Costs



STATE JUDICIAL BRANCH APPROPRIATIONS, FY 2022

\$112.8M

JUDICIAL AGENCIES<sup>1</sup>

\$79.7M

DISTRICT JUDGES<sup>2</sup>

\$44.7M

INDIGENT DEFENSE

\$43.4M

14 COURTS OF APPEALS

\$43.3M

BASIC CIVIL LEGAL SERVICES

\$36.8M

DISTRICT ATTORNEYS

\$33.7M

JUDICIAL RETIREMENT & BENEFITS

\$30.1M

STATE EMPLOYEE RETIREMENT & BENEFITS

\$28.4M

COUNTY JUDGE SALARY SUPPLEMENT/ REIMBURSEMENT

\$16.3M

JUDICIAL & COURT PERSONNEL TRAINING

\$13.9M

JUROR PAY

\$13.8M

VISITING JUDGES<sup>3</sup>

\$7M

COURT OF CRIMINAL APPEALS

\$6.8M

COUNTY ATTORNEY SUPPLEMENT

\$6.7M

SUPREME COURT

\$6.2M

OTHER

\$5.6M

SPECIAL PROSECUTION UNIT

\$.03M

DEATH PENALTY REPRESENTATION

1 "Judicial Agencies" include the Office of Court Administration, Texas Judicial Council, Office of the State Prosecuting Attorney, Office of Capital and Forensic Writs, State Law Library, and State Commission on Judicial Conduct. Appropriations for Judicial Agencies include approximately \$11.3 million in interagency contracts.

2 "District Judges" includes salaries, travel, and local administrative judge salary supplement.

3 "Visiting Judges" includes salaries and per diem expenses.



Gonzales County Courthouse

# Statewide Trends

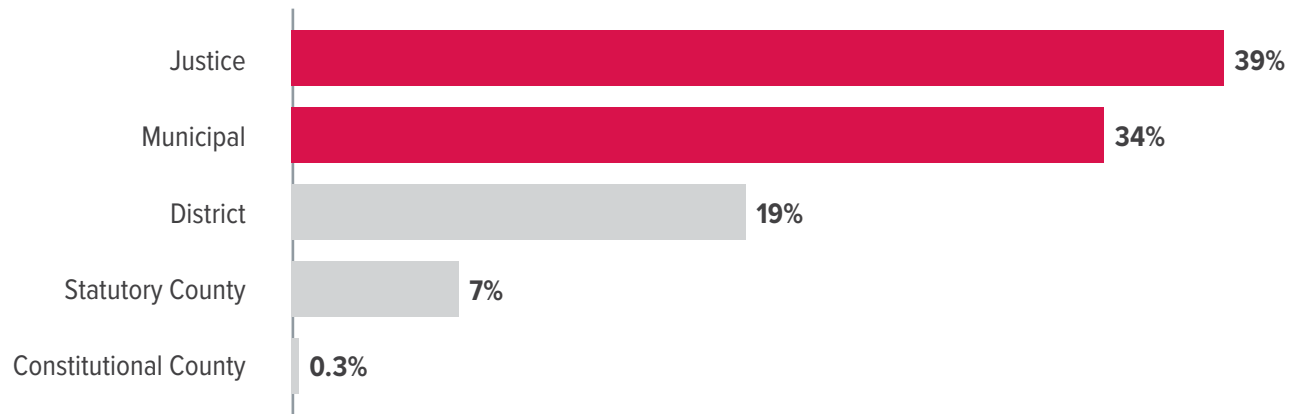
Civil Cases .....	4
Family Cases.....	9
Criminal Cases .....	14
Fine Only Misdemeanors.....	21
Juvenile Cases .....	23
Probate and Guardianship Cases .....	30
Applications for Mental Health Services.....	34
Administrative Judicial Regions .....	35



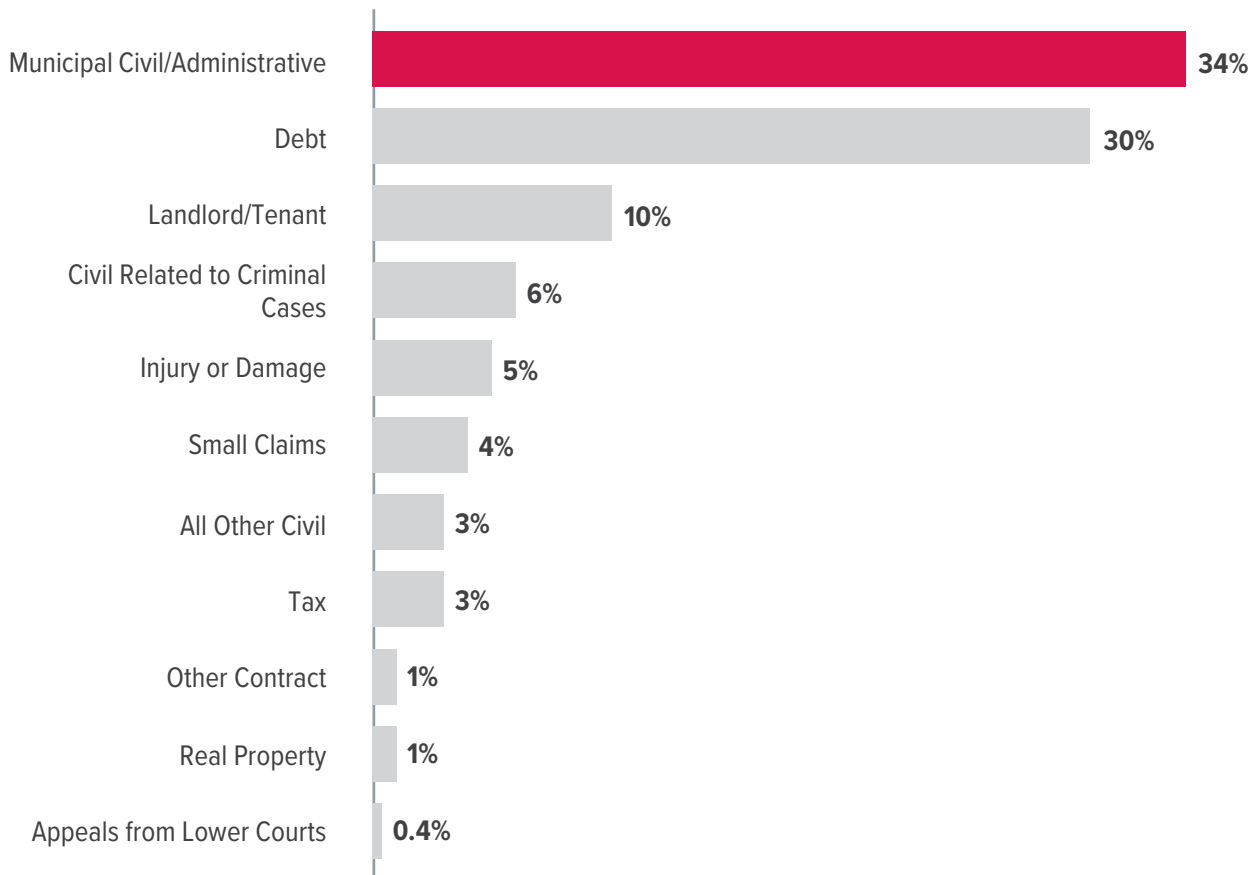
Gonzales County Courthouse

# CIVIL CASES

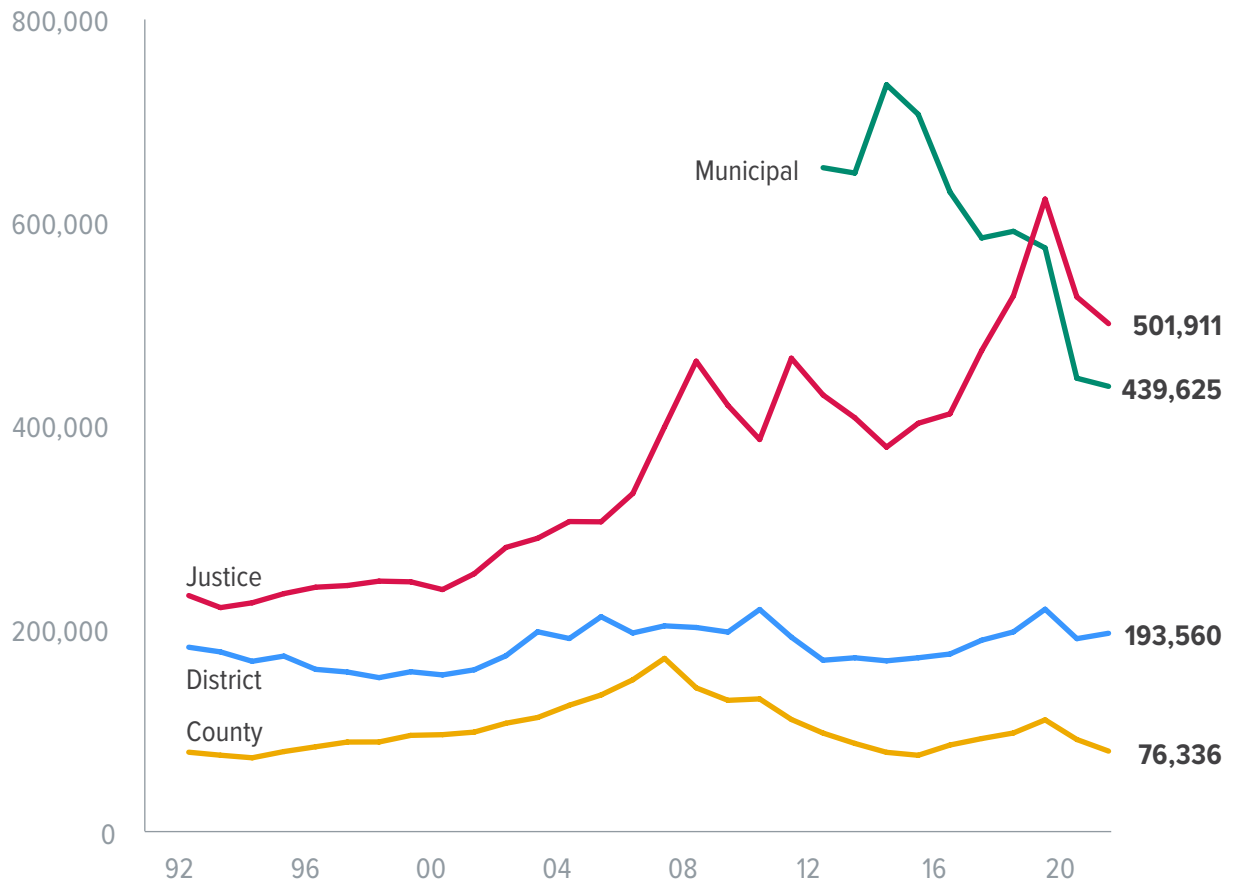
In 2021, almost three-quarters of the more than 1,281,000 new civil cases were filed in the municipal courts and justice courts. The number of civil case filings in justice courts surpassed filings in municipal courts in 2019.



Civil/administrative cases in the municipal courts accounted for 34 percent of new civil cases filed statewide in 2021, identical to the previous year. Debt cases increased 2 percentage points to 30 percent of the caseload in 2021.



Filings continued to decline in 2021 at most court levels due to the pandemic. The number of new civil cases fell by 13 percent in the county courts, by 5 percent in the justice courts, and by 2 percent in the municipal courts. In the district courts, new civil cases increased by 3 percent.

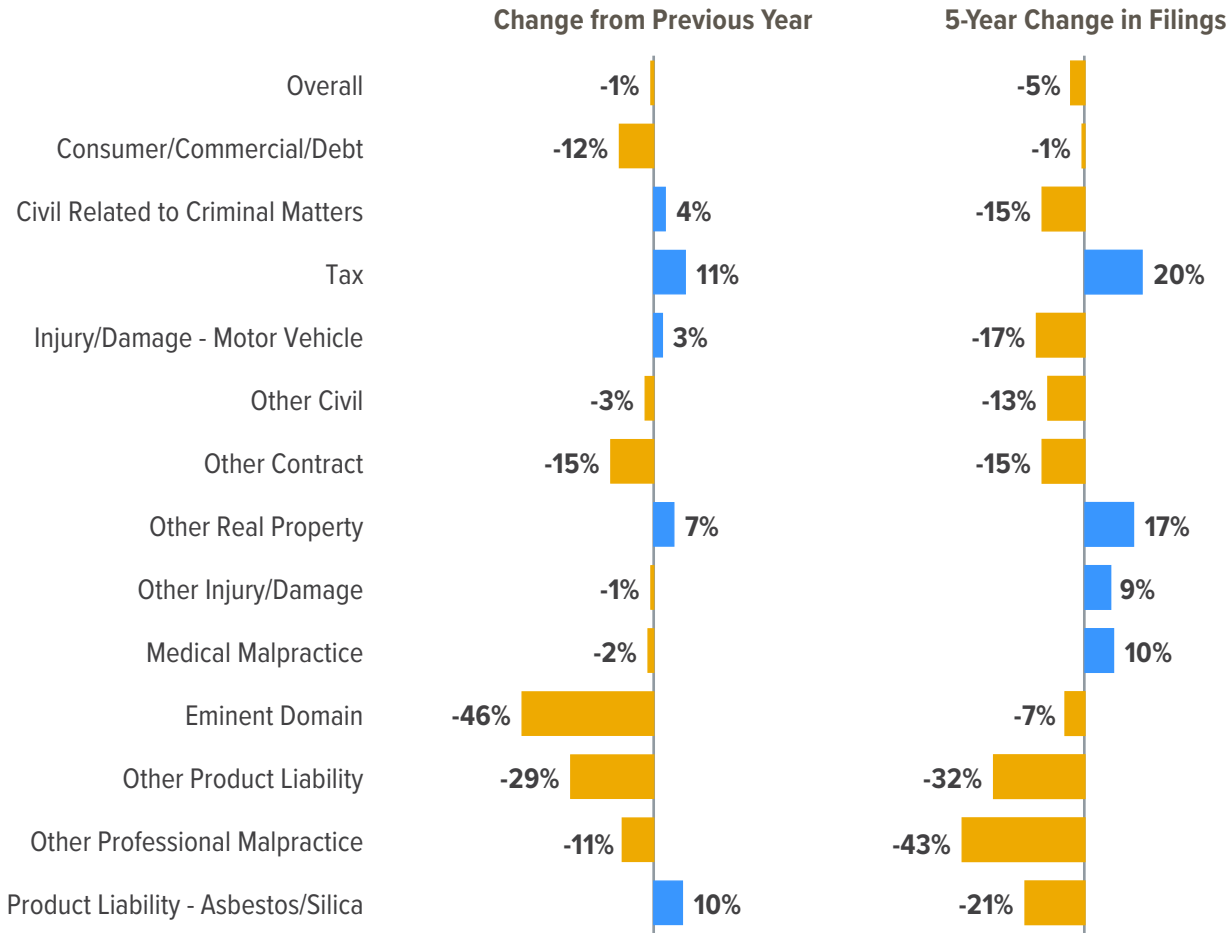




## CHANGE IN CASES FILED

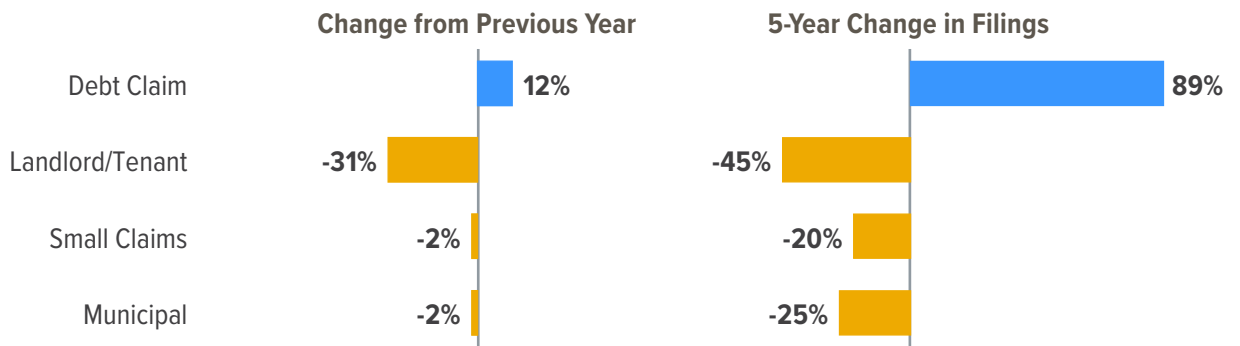
### District and County Courts

In 2021, the number of new cases filed in district and county-level courts increased in 5 categories with the greatest increase in injury or damage cases related to a motor vehicle. In terms of the volume of cases, the largest declines in district and county courts occurred in debt cases. Despite the large declines in 2020 and 2021, filings were higher in some of case categories compared to 5 years ago.



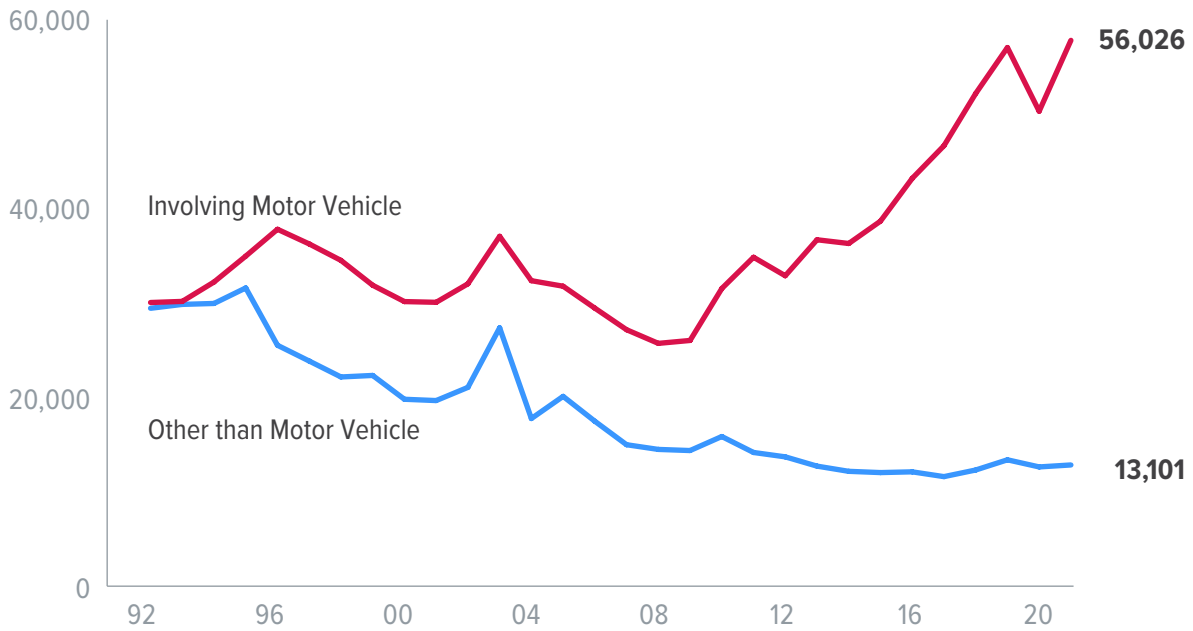
### Justice and Municipal Courts

In the justice courts, debt case filings increased 12 percent from the previous year and were 89 percent higher than the number filed 5 years ago. Landlord/tenant cases declined by almost one-third from the previous year.

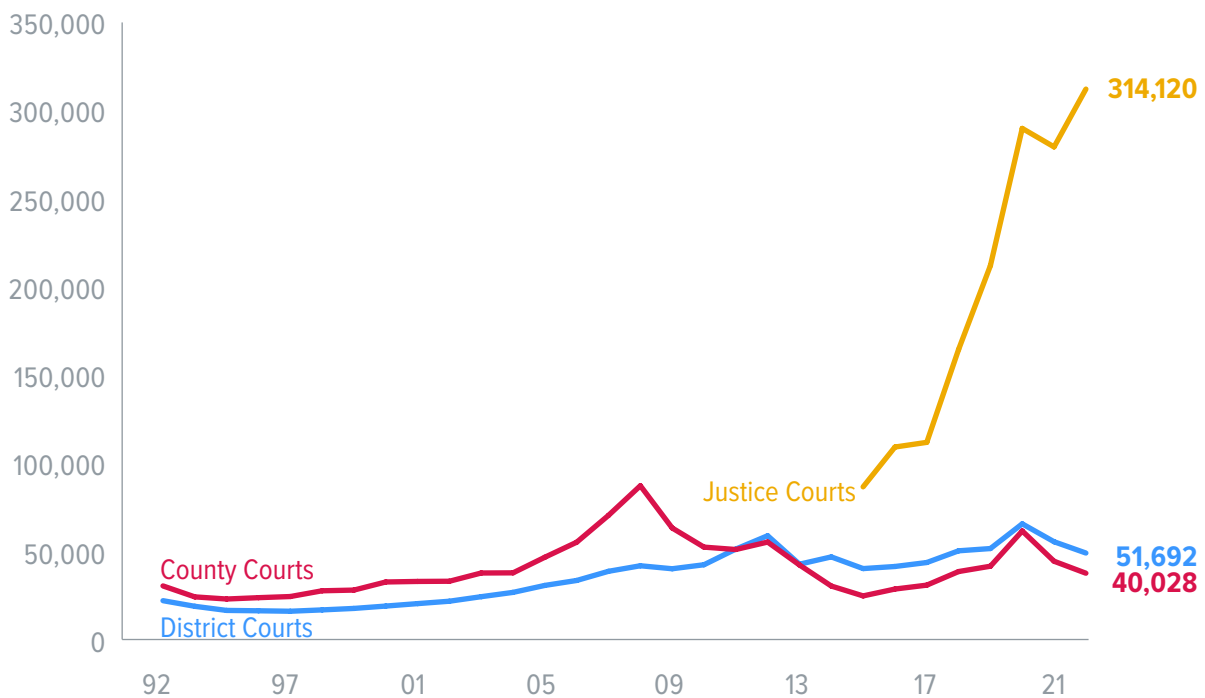


## SIGNIFICANT TRENDS

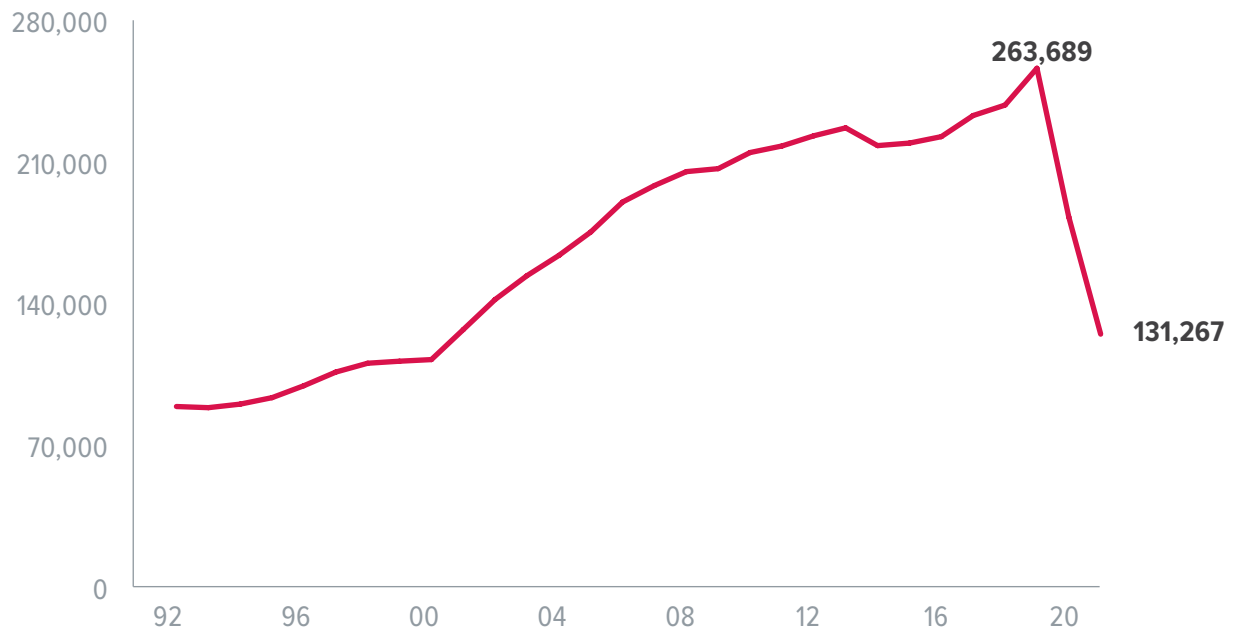
After a decline due to the pandemic, injury or damage cases involving a motor vehicle increased 15 percent in 2021 to an all-time high. After reaching the lowest level of filings in 2017 since 1980, the number of injury or damage cases not involving a motor vehicle (malpractice, product liability, and other injury or damage) increased in 2018, 2019 and 2021.



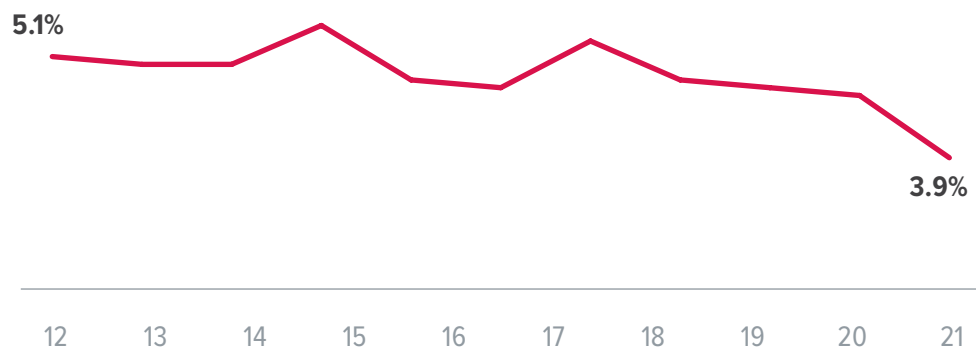
Debt cases declined by 11 percent in the district courts and by 15 percent in the county courts while they rose by 12 percent in the justice courts to an all-time high.



After reaching an all-time high in 2019, new landlord/tenant cases filed in justice courts fell 28 percent in 2020 and another 31 percent in 2021. The number of cases filed in 2021 was the lowest since 2000. Due to the pandemic and resulting economic consequences, restrictions were placed on filing eviction cases starting half-way through fiscal year 2020. Rental assistance programs were established during the pandemic to assist renters in paying overdue rent.

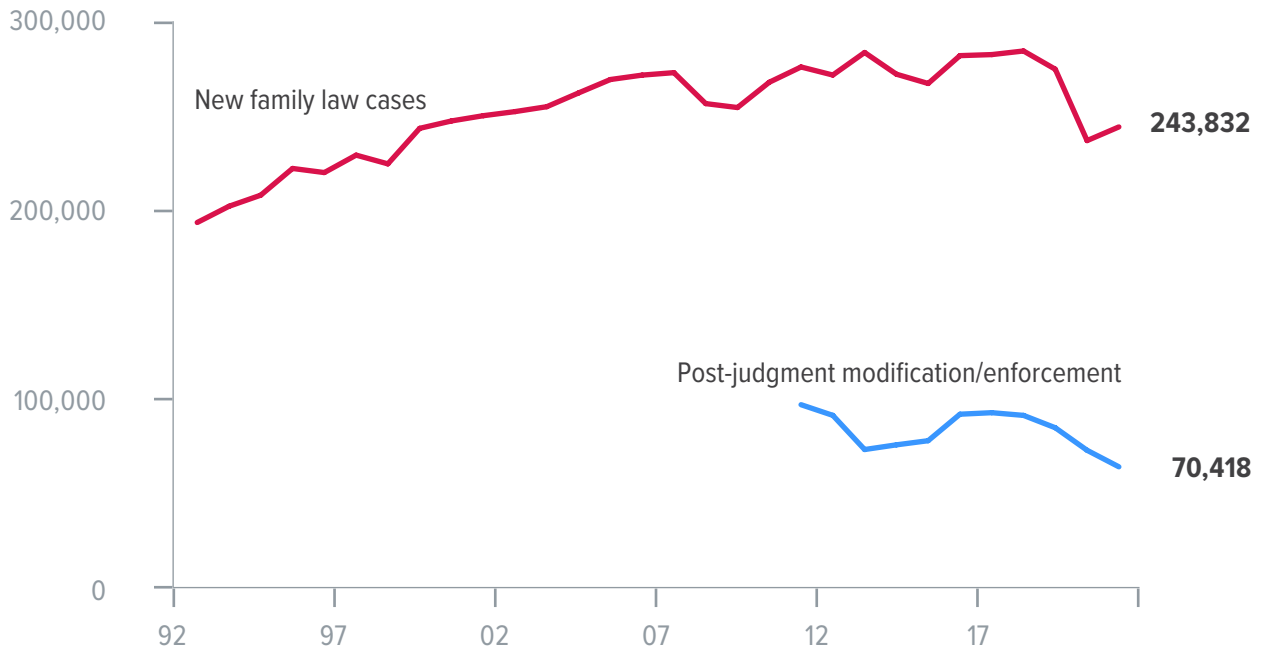


The plaintiff or petitioner was self-represented at the time of filing in fewer than 4 percent of civil cases filed in district courts and county courts in 2021. The rate of self-representation declined from the previous year.



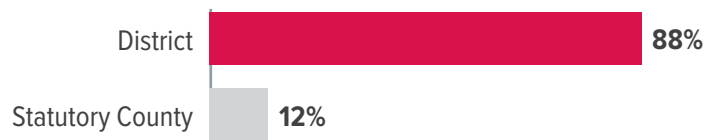
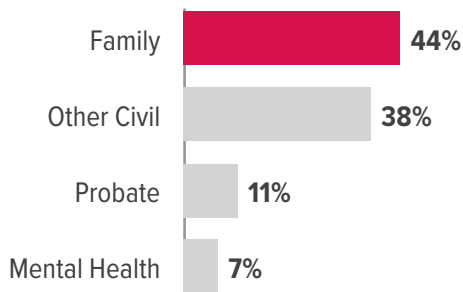
# FAMILY CASES

After a steep decline in 2020 due to the pandemic, the number of new family law cases increased 3 percent in 2021. The number of post-judgment suits for modification or enforcement, however, declined by 11 percent.

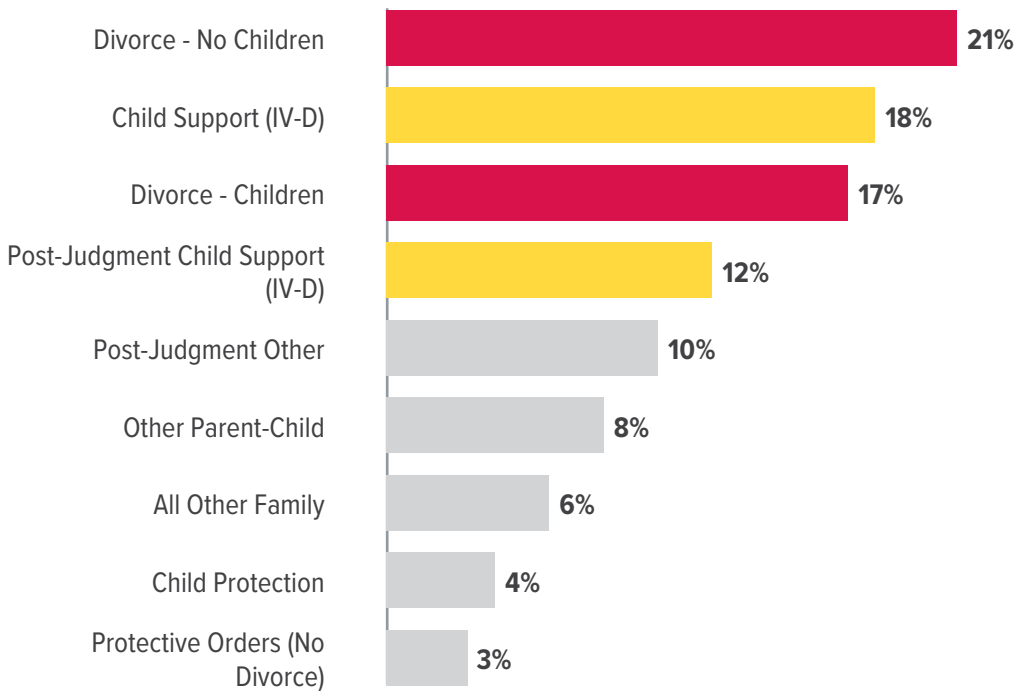


In 2021, family cases comprised 44 percent of the total civil caseload (excluding civil cases related to criminal matters), a percentage that has been declining since 2017.

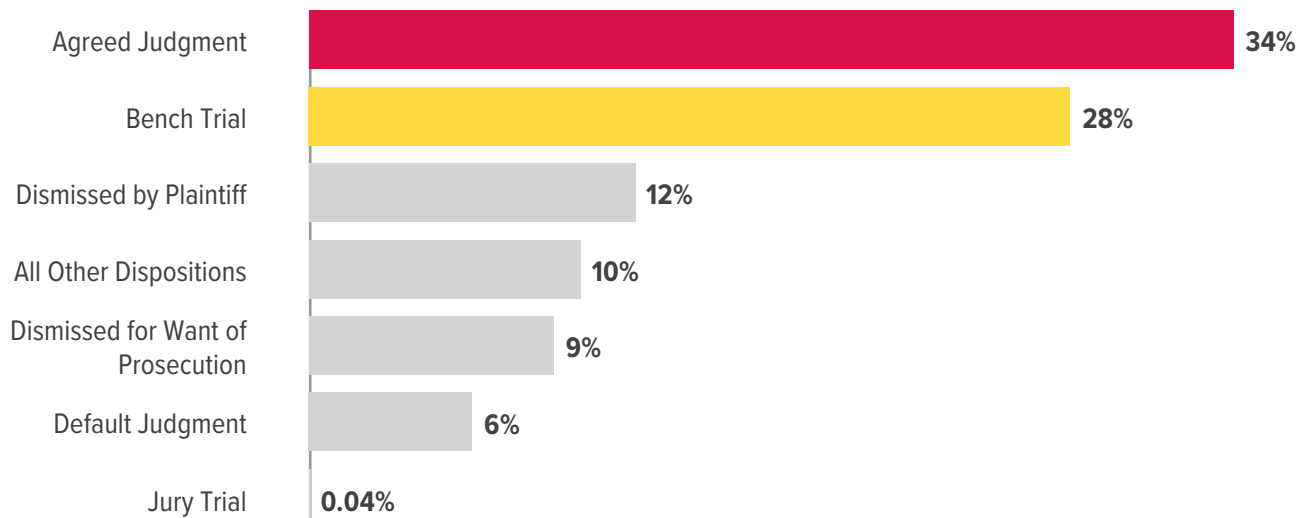
Most family cases were handled in the district courts.



Divorce cases accounted for 38 percent of the close to 305,000 new or new post-judgment family cases filed, and another 30 percent involved Title IV-D (child support) suits.

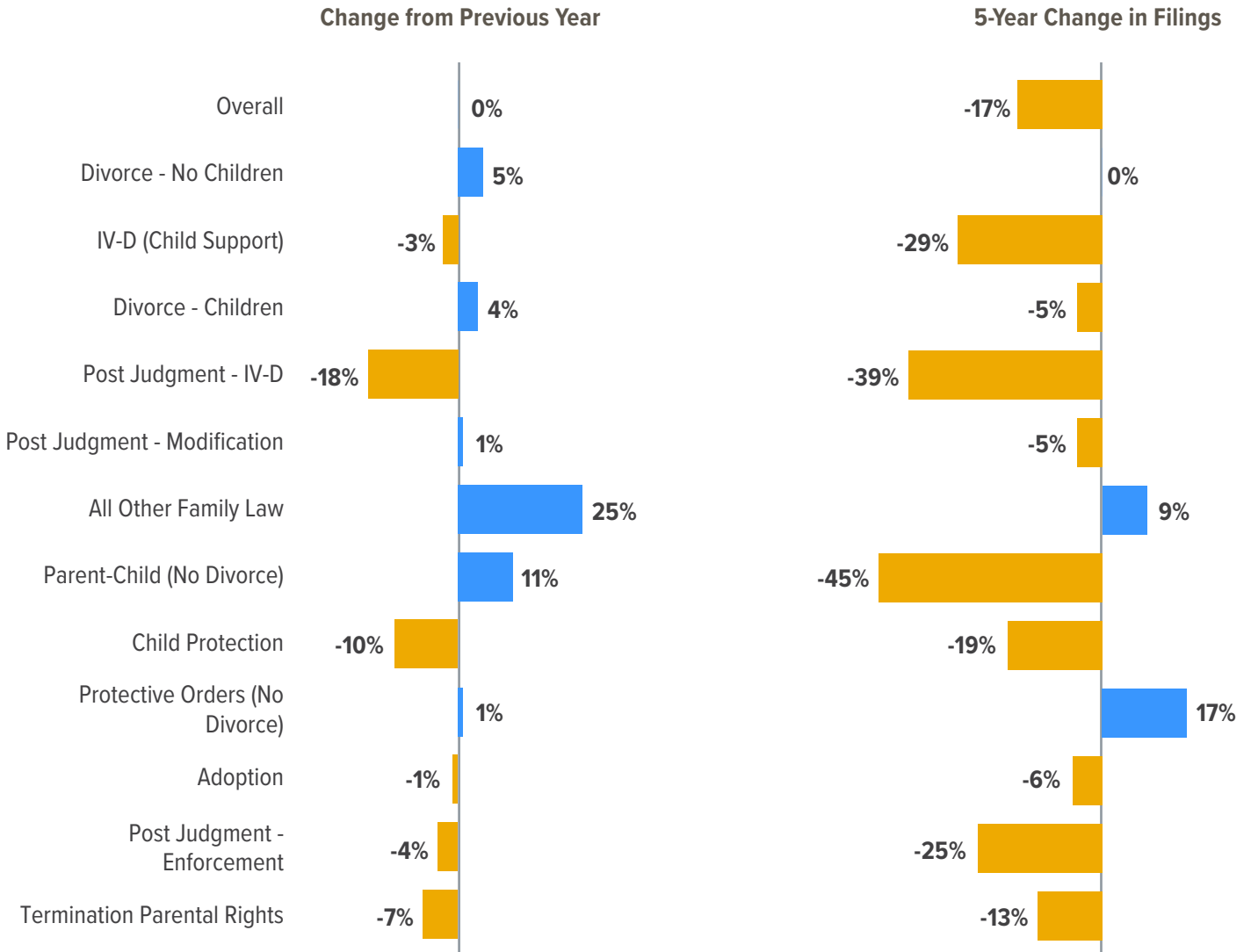


More than one-third of family cases were disposed of by agreed judgment in 2021. While 28 percent of cases were disposed by bench trial, and only .04 percent of cases were decided by jury trial.



## CHANGE IN NEW CASES FILED

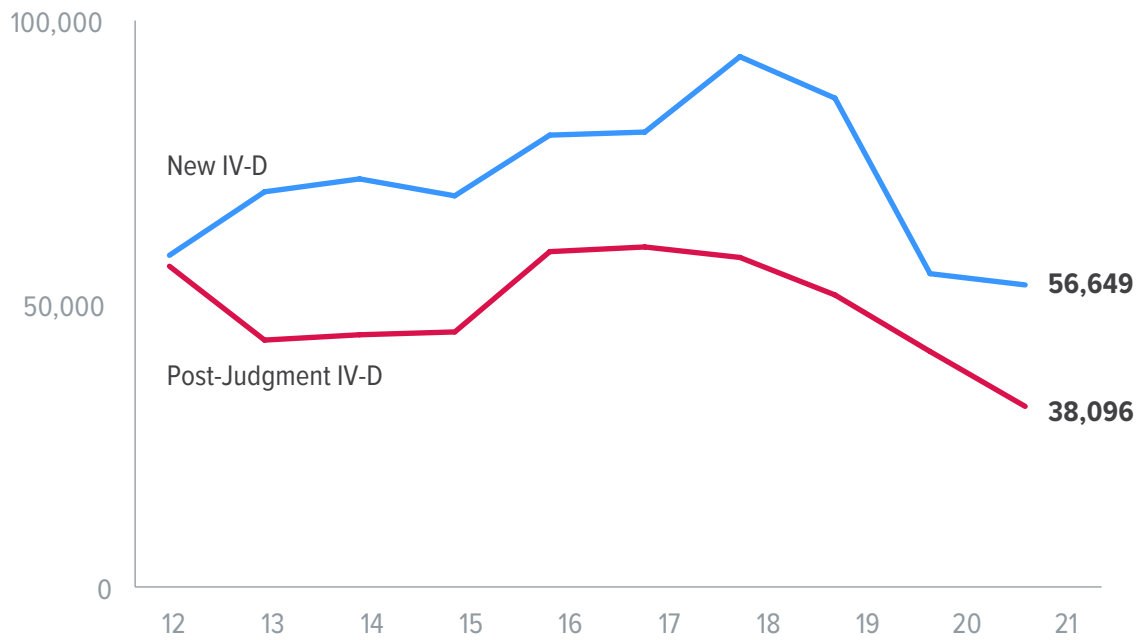
Filings decreased in more than half of case categories in 2021, but the most significant declines occurred in child support (IV-D) modification or enforcement cases. Filings of applications for a protective order in cases not involving a divorce and “all other” family law cases were the only categories with filings greater than the number filed 5 years ago.



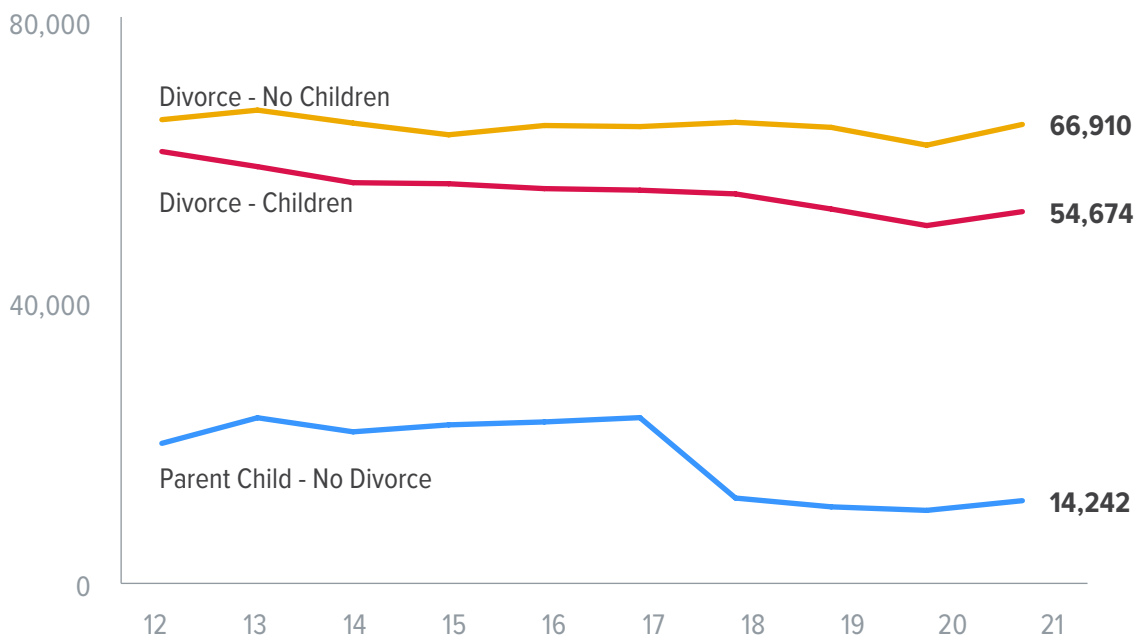


## SIGNIFICANT TRENDS

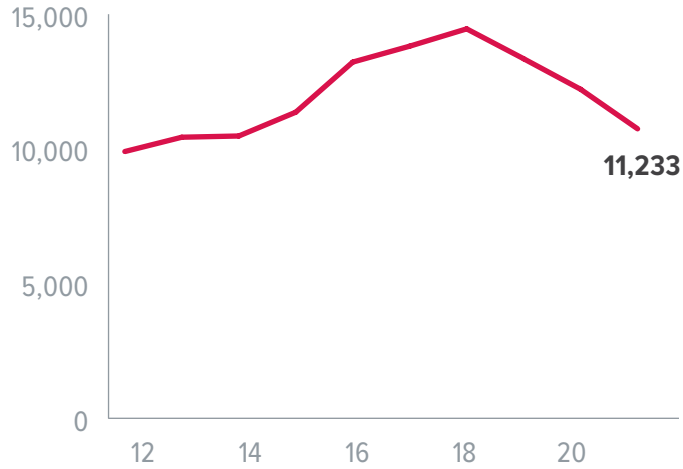
New IV-D cases decreased 3 percent, and post-judgment IV-D cases declined 18 percent in 2021.



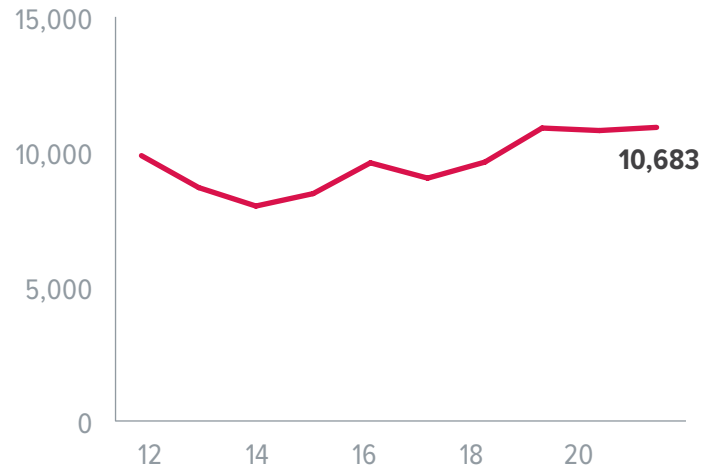
New divorce cases and new parent-child cases not involving divorce increased from the previous year.



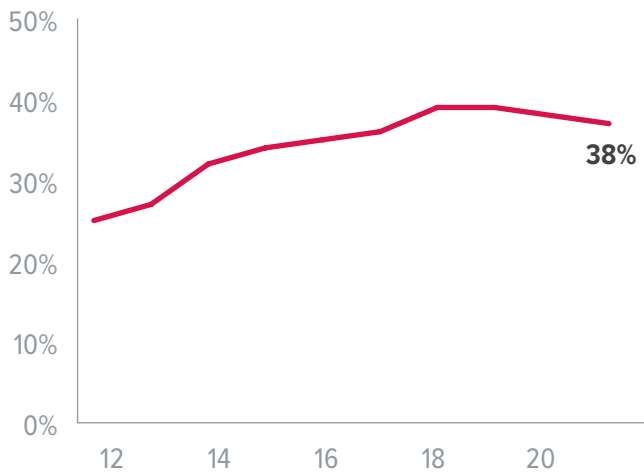
New child protection cases fell for the third year in a row to the lowest level since 2014.



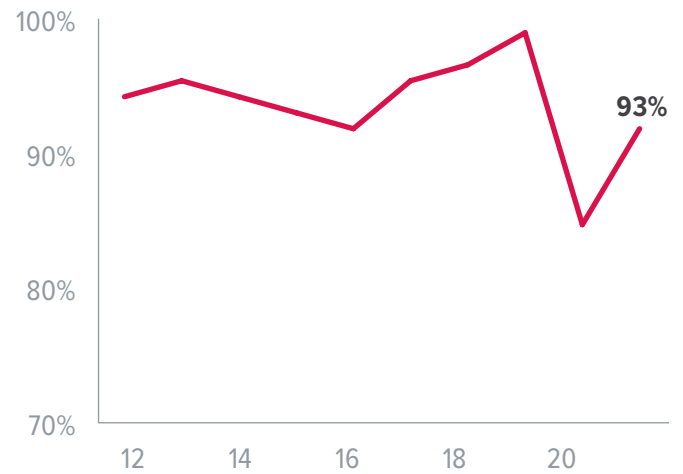
Applications for a protective order not associated with a divorce case increased 1 percent in 2021.



The percentage of plaintiffs/petitioners who were self-represented at the time of filing a case declined slightly in 2021.

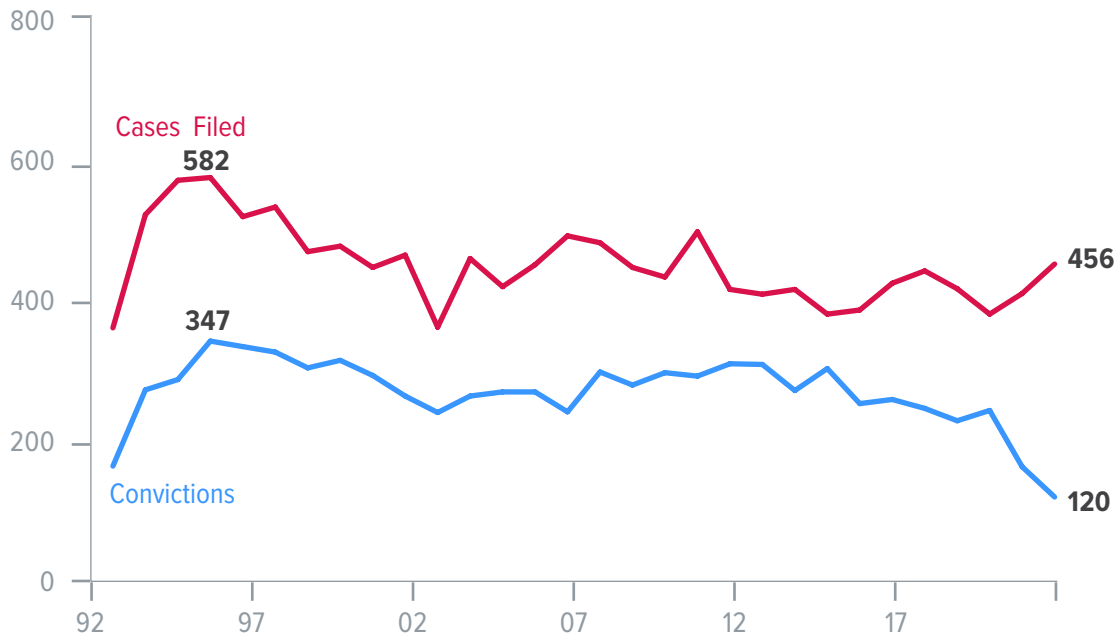


The family case clearance rate rose from 87 percent in 2020 to 93 percent in 2021.



## CRIMINAL CASES

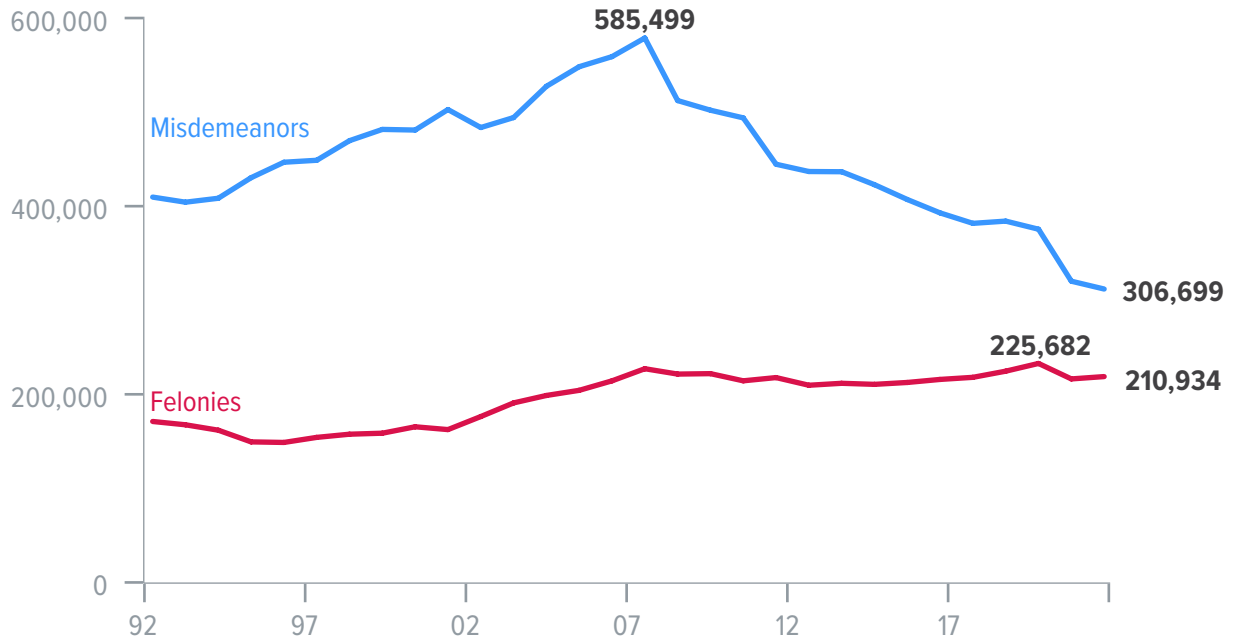
After 2 years of decline, the number of new **capital murder** cases increased by 8 percent in 2020 and by 10 percent in 2021. In comparison, the number of convictions fell by a third in 2020 and by 27 percent in 2021.



One death sentence was issued in 2021.

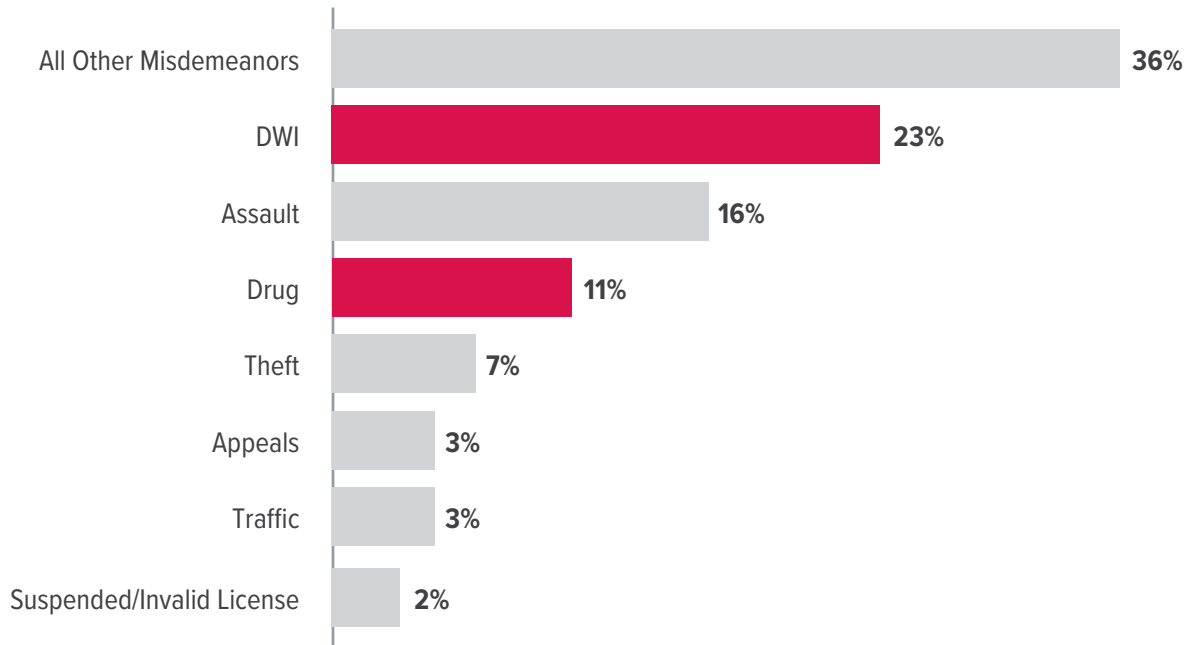


The number of new misdemeanor cases had been falling since 2007 but took a steep dive in 2020 due to the pandemic and a significant decline in drug cases. FY 21 filings were down almost 50 percent from the 2007 peak and were the lowest since at least 1985.

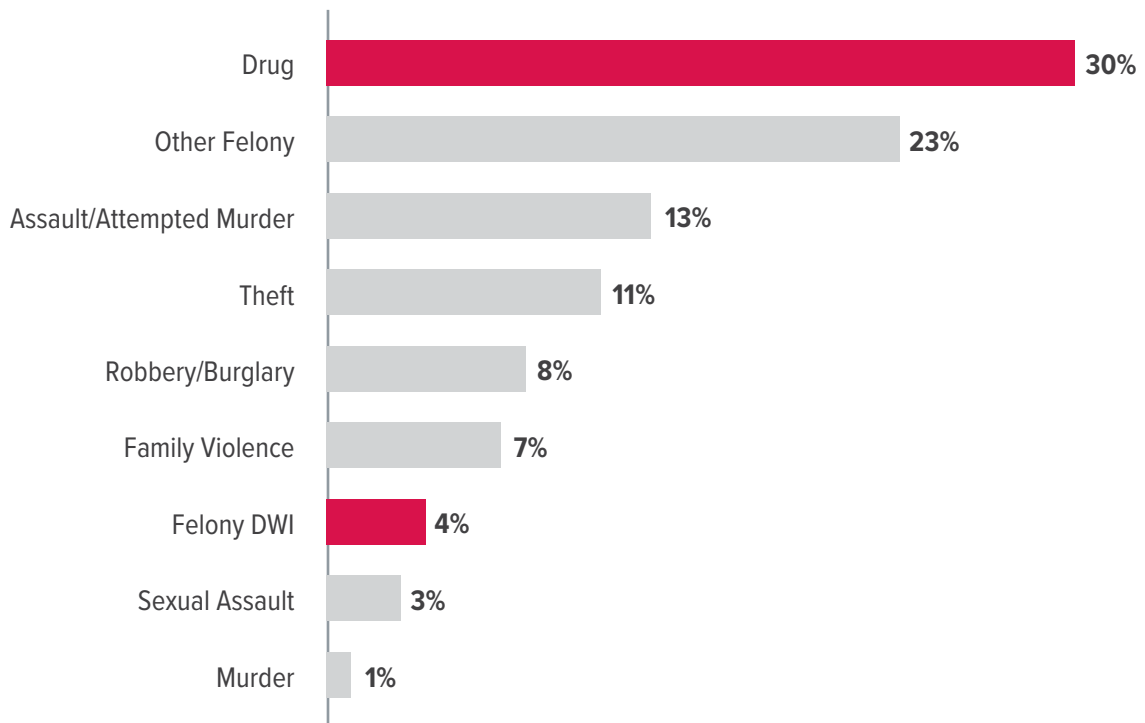


The number of new felony cases filed increased each year since 2014, reached an all-time high in 2019, declined in 2020 due to the pandemic but rebounded in 2021.

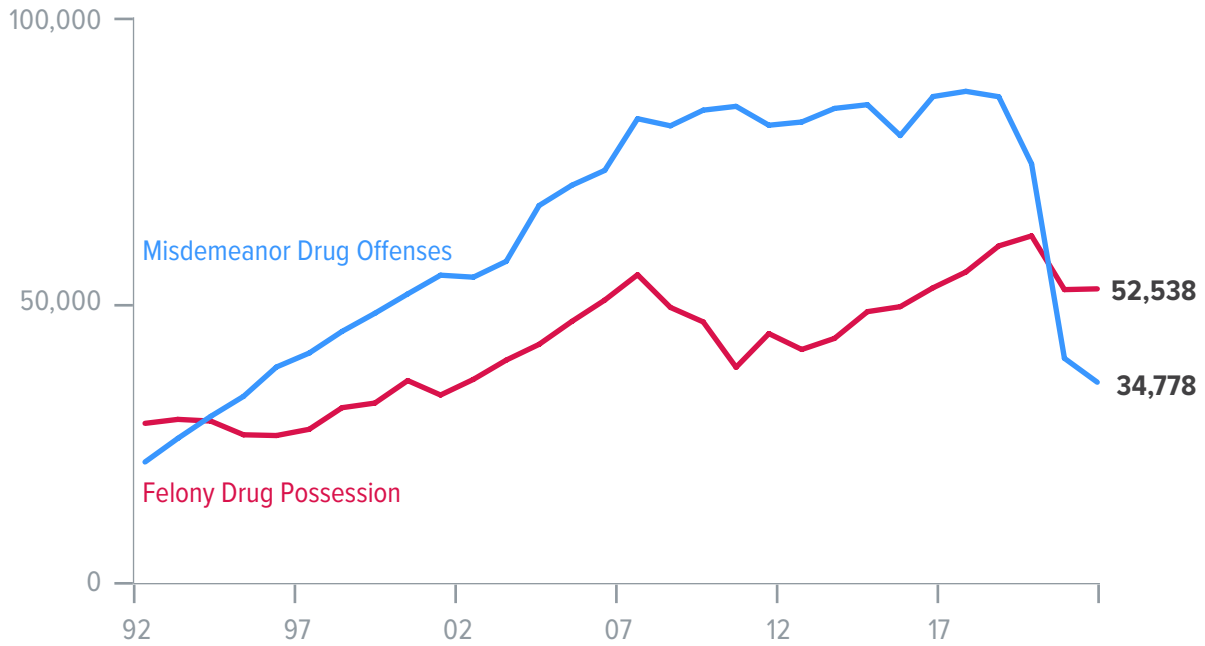
**Drug and alcohol** offenses accounted for more than one-third of the new misdemeanor cases filed in 2021.



**Drug and alcohol** offenses accounted for an identical percentage of new felony cases filed in 2021.

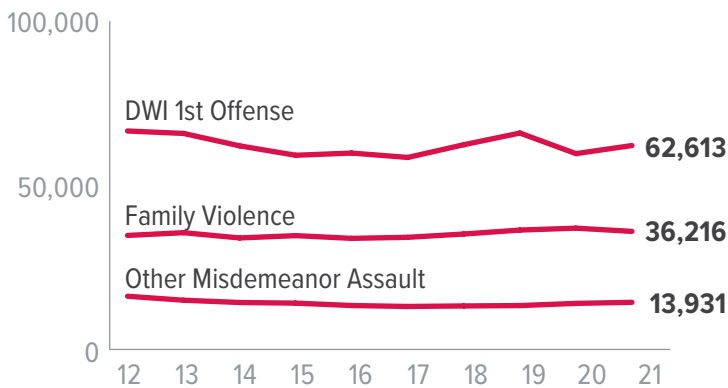


New **misdemeanor drug offense** cases fell by almost half in 2020 due to continued decline in the prosecution of marijuana cases as well as an overall steep decrease in filed misdemeanor cases due to the pandemic.

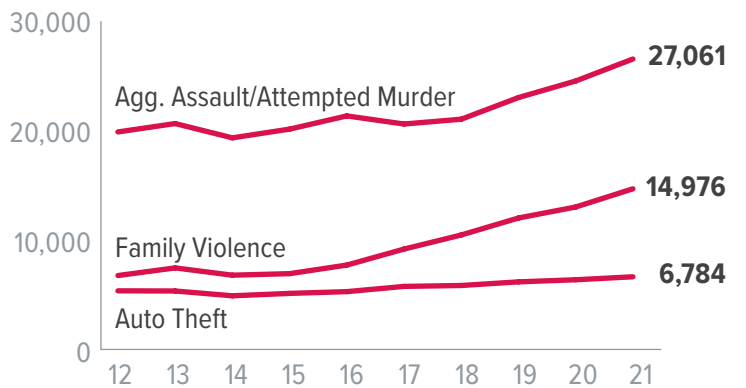


After reaching a peak in 2019, **felony drug possession** cases also declined but at a much slower rate and exceeded the number of misdemeanor drug cases filed for the first time since 1994. Unlike misdemeanor offenses, felony drug offenses increased in 2021.

Over the last 5 years the only misdemeanor case types that have increased are assault cases and first DWI offenses.

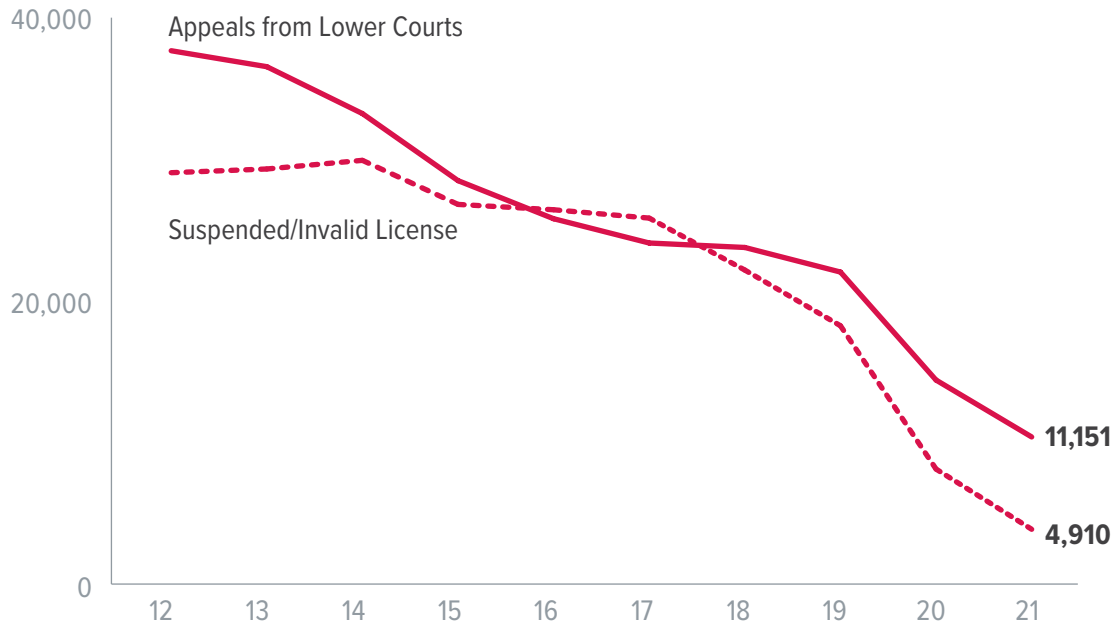


Aside from capital murder, aggravated assault/attempted murder, family violence, and auto theft were the only felony categories that increased in 2020 and 2021.

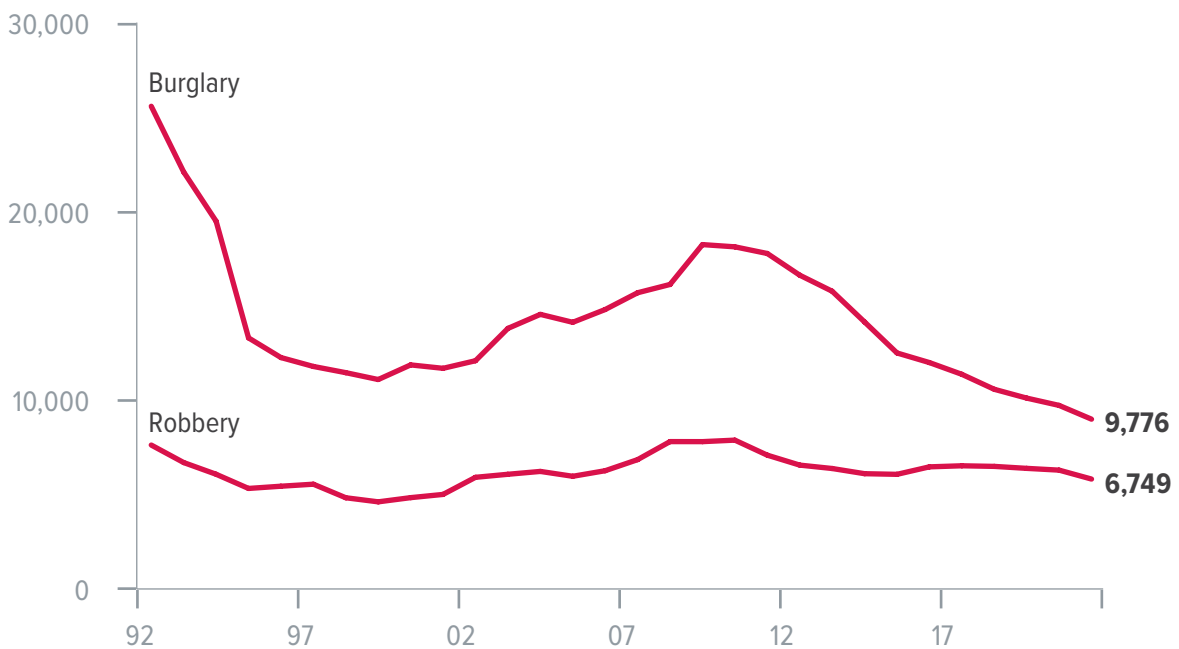




**Appeals of fine-only misdemeanor** cases from lower courts and cases involving **driving with a suspended or invalid license** had been declining for years but dropped sharply during the pandemic.

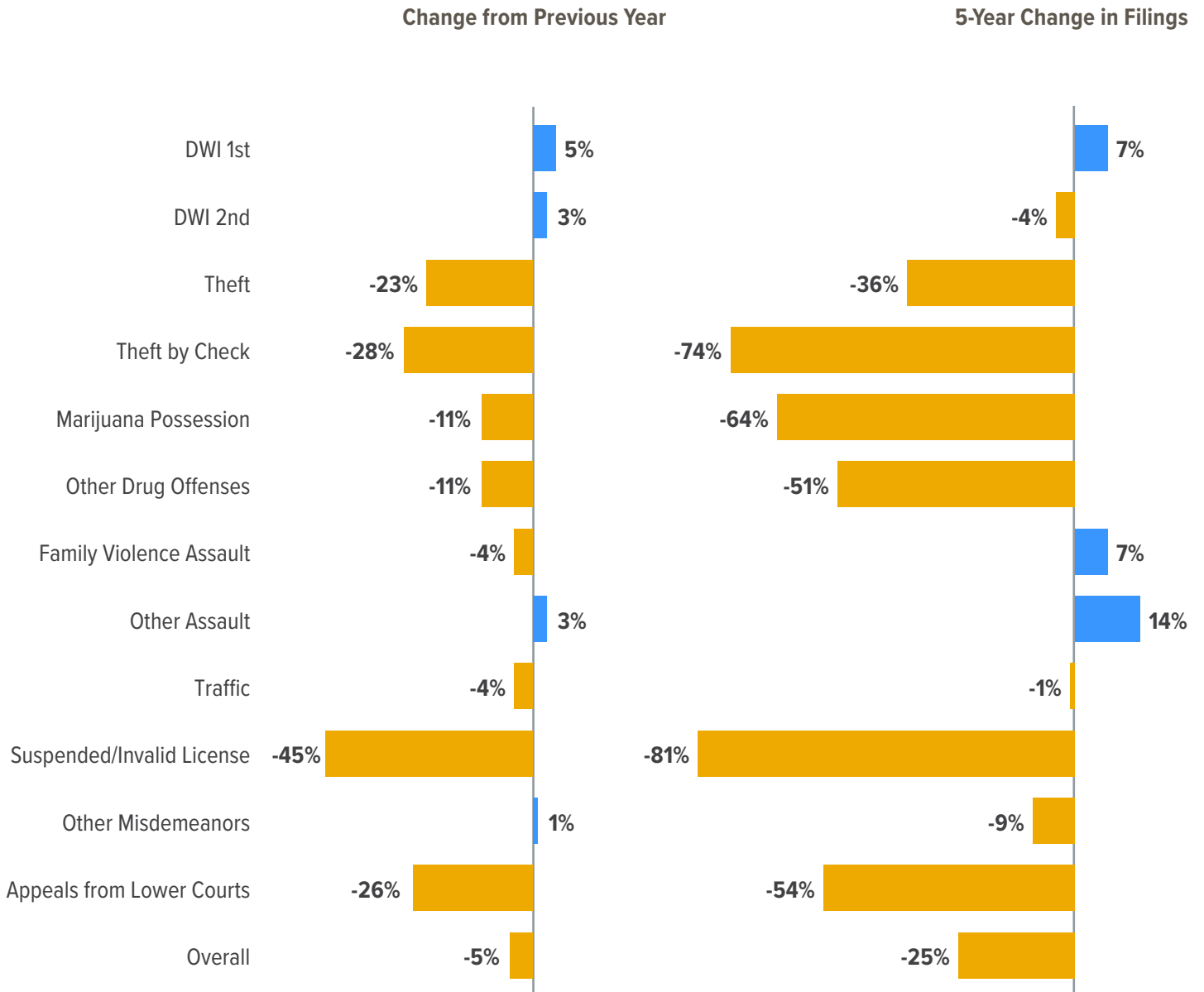


New **burglary** cases declined for a twelfth consecutive year to a new low, and new **robbery** cases declined slightly for the fourth year.



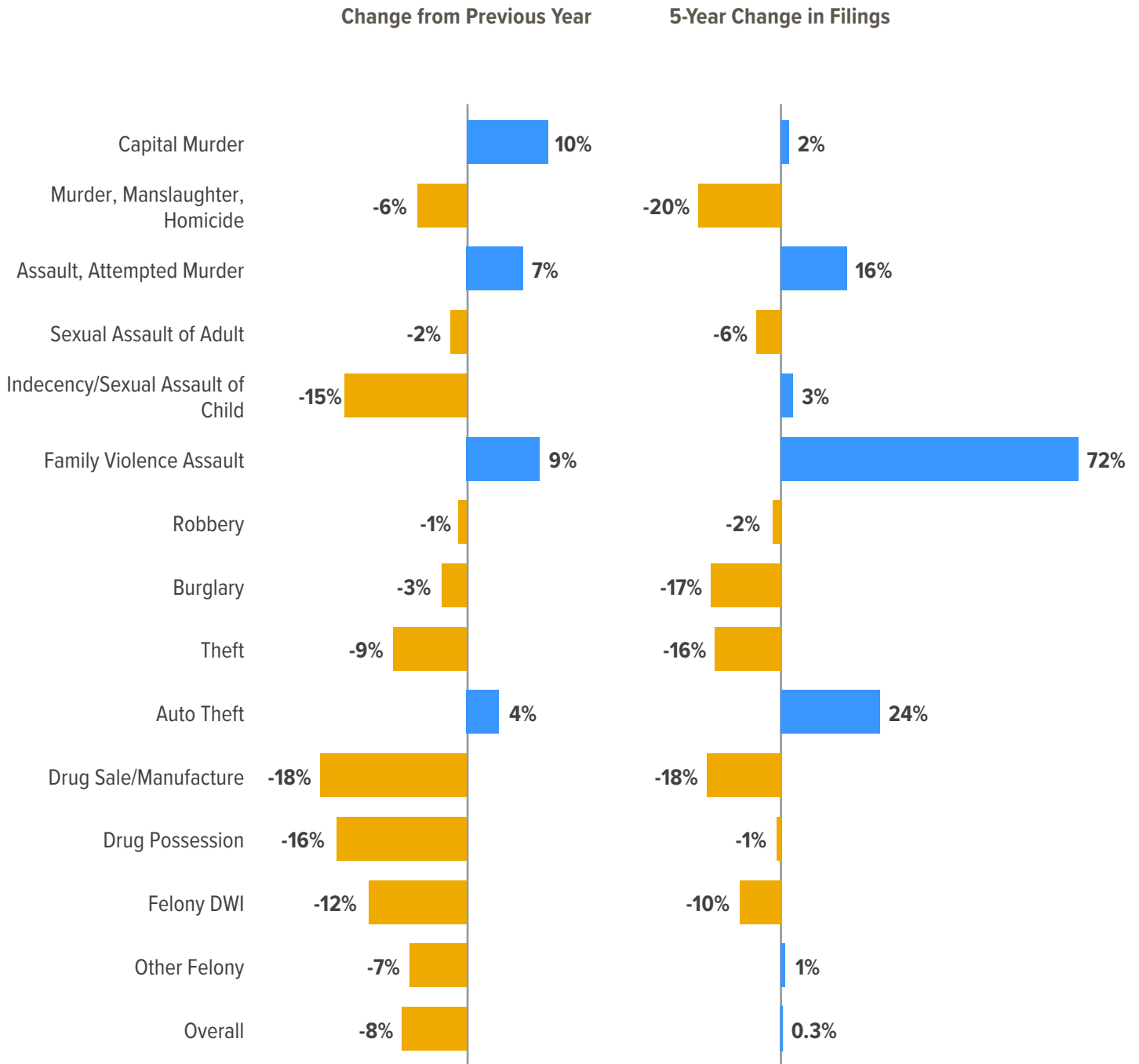
## CHANGE IN NEW MISDEMEANOR CASES FILED

In 2021, the most significant decline in **misdemeanor** cases occurred in cases involving driving with a suspended or invalid license. Filing rates decreased significantly in most categories over the last 5 years.



## CHANGE IN NEW FELONY CASES FILED

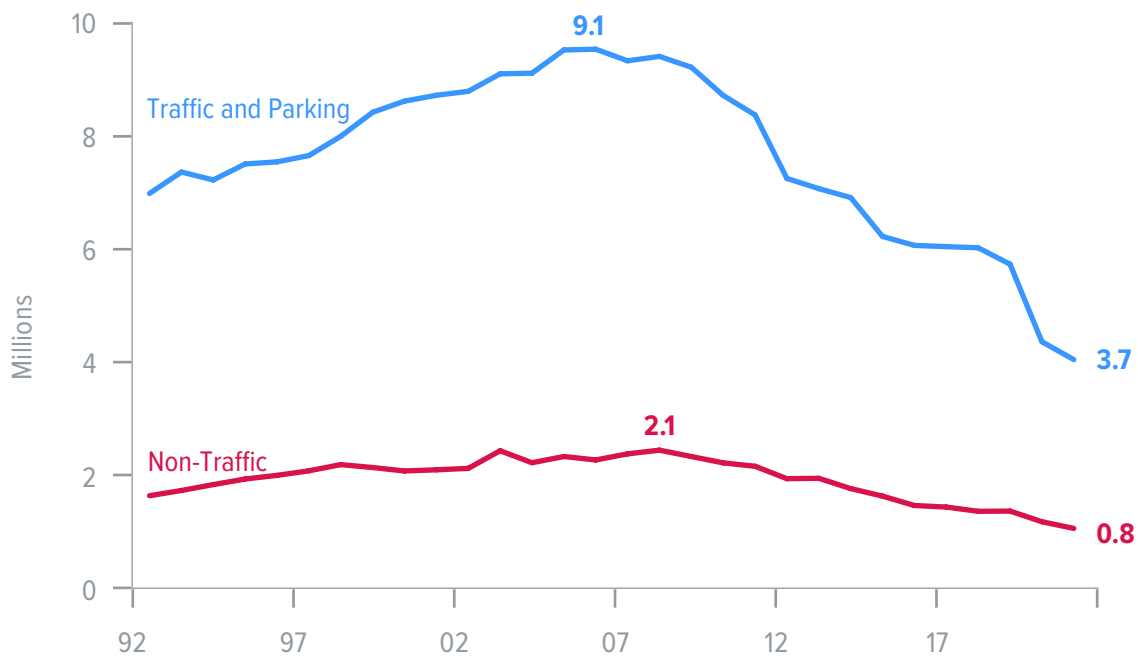
The steepest declines in **felony** cases occurred in drug cases and cases involving indecency or sexual assault of a child. Family violence cases increased at the most significant rate over the past 5 years.




## FINE ONLY MISDEMEANORS

Traffic and parking cases declined by 8 percent from the previous year, continuing a 13-year decline that was intensified by the pandemic in 2020 and 2021. The 3.7 million cases filed in 2021 was 59 percent lower than the peak number of filings in 2006 and was the lowest number since 1980.

Non-traffic misdemeanor cases fell by 13 percent from the previous year. The 0.8 million cases filed in 2021 was 64 percent lower than the peak number of filings in 2008 and was the second lowest number since 1979.

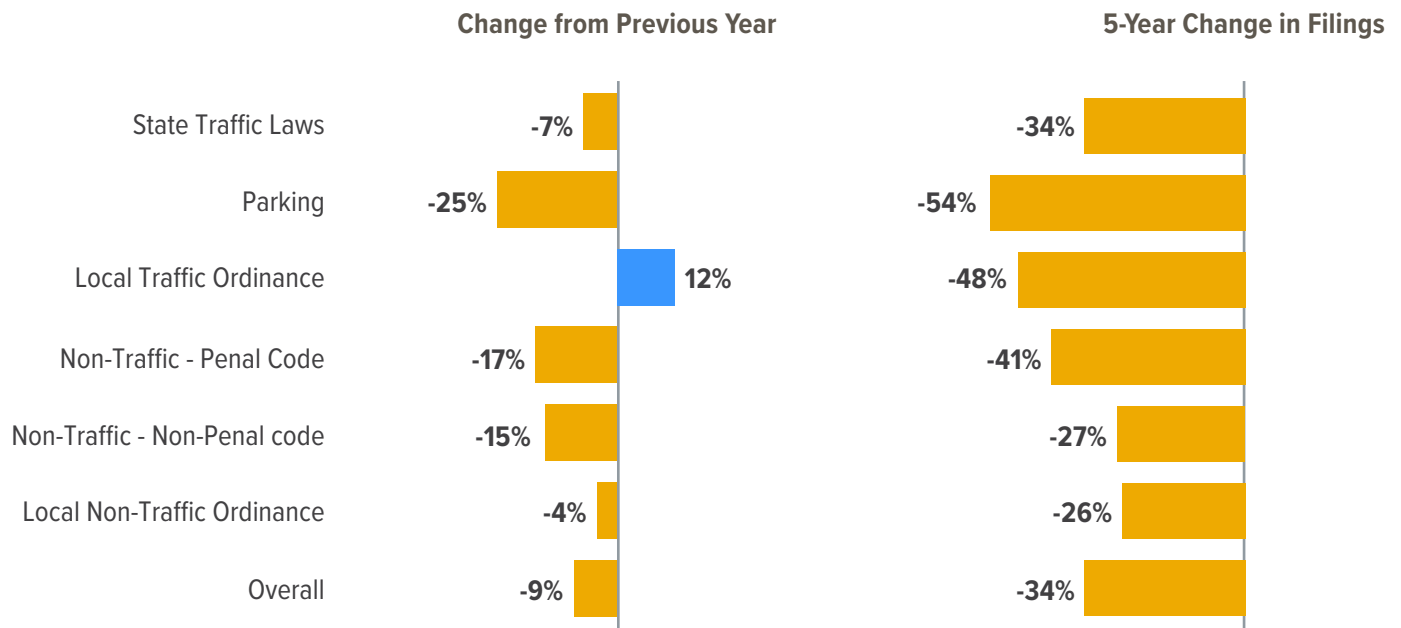


The vast majority of the nearly 4.5 million new criminal cases filed in 2021 involved violations of state traffic laws.



### CHANGE IN FINE ONLY MISDEMEANOR CASES FILED

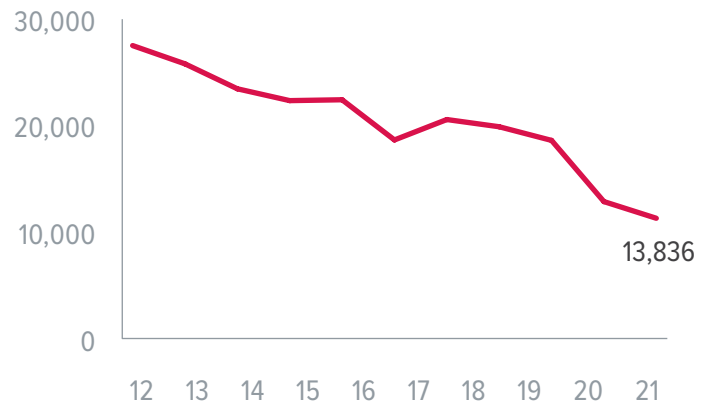
Except for local traffic ordinance cases, filings decreased in all case categories in 2021.



## JUVENILE CASES

Since the peak in 2007, the number of juvenile cases filed has fallen 74 percent to the lowest level since 1993.

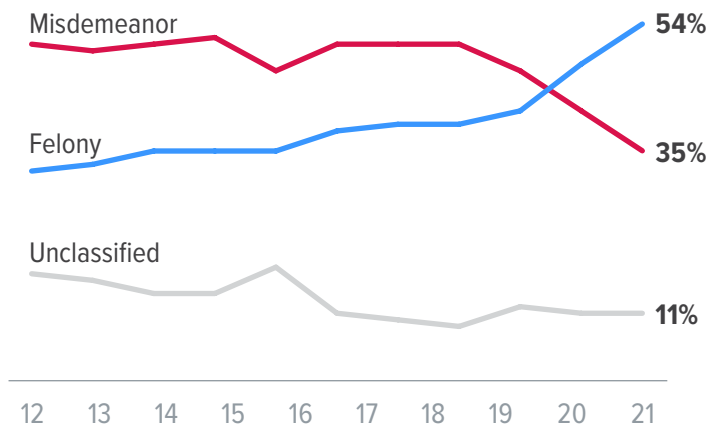
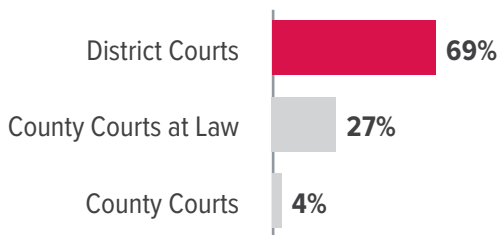
Although new juvenile cases have declined every year except one since 2007, cases fell nearly 35 percent in 2021 largely due to the pandemic.



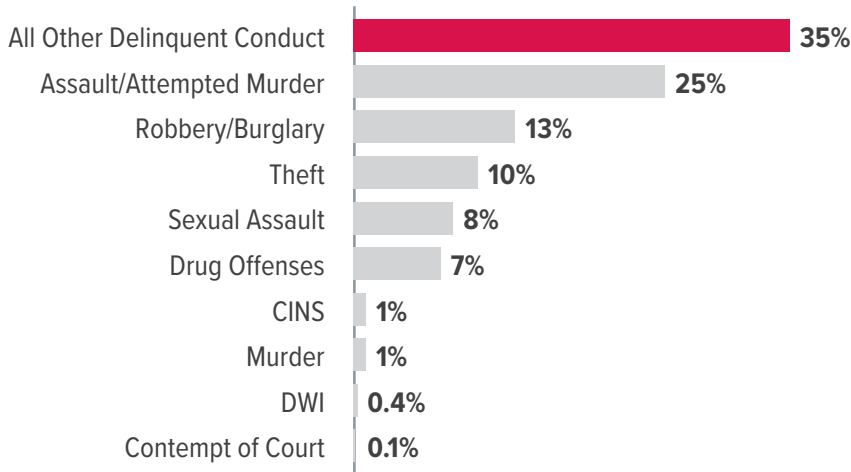
## FELONY AND CLASS A & B MISDEMEANORS

The majority of the cases were filed in district courts.

For the second consecutive year, new delinquent conduct cases involving a felony offense exceeded those involving a misdemeanor.

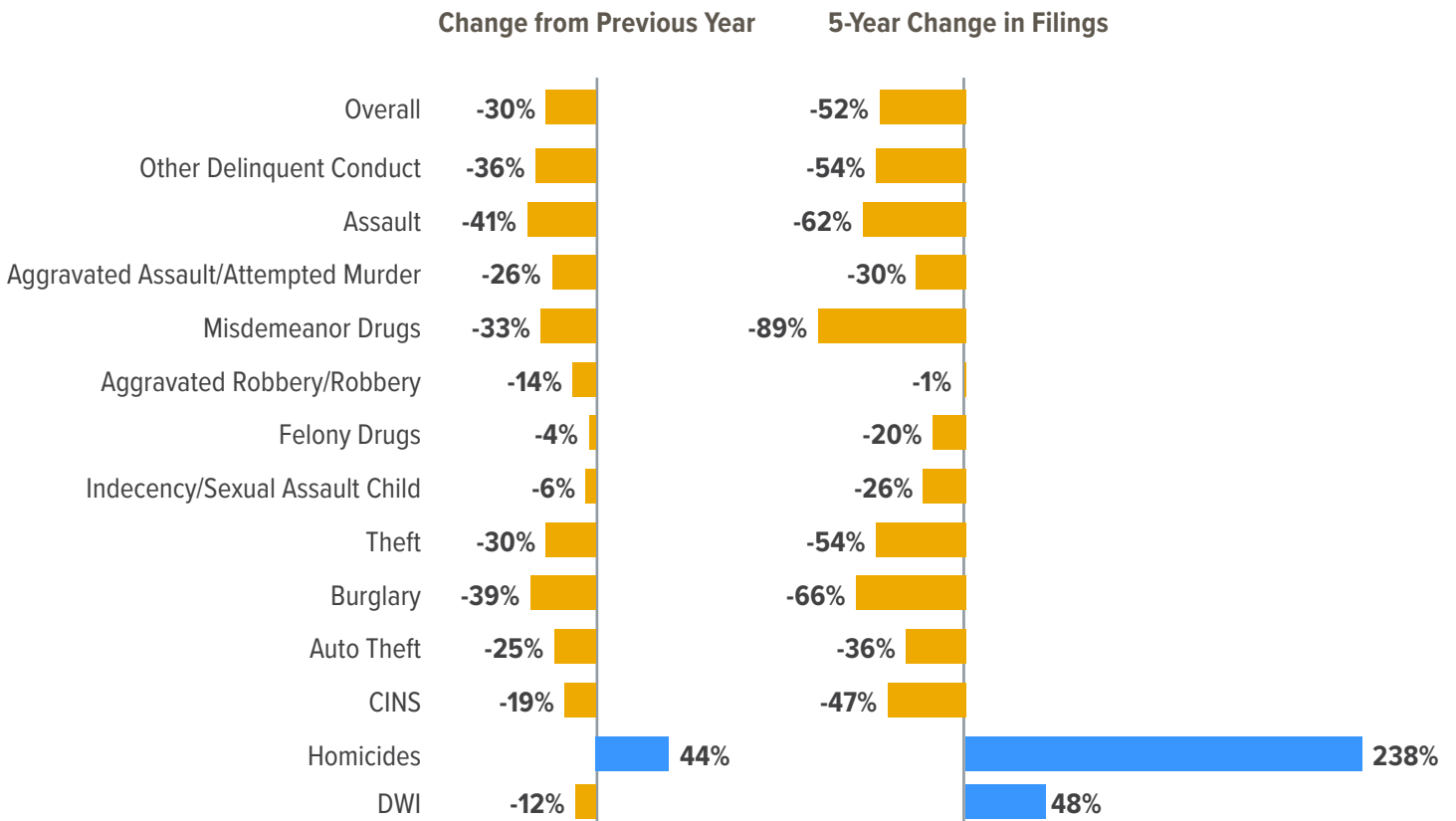


Cases in the “All Other Delinquent Conduct” category accounted for the largest share of cases of the 10,610 new juvenile cases filed in 2021. Cases in this category include any offense that does not fit into one of the other categories. Assaultive offenses comprised the next largest category of cases.



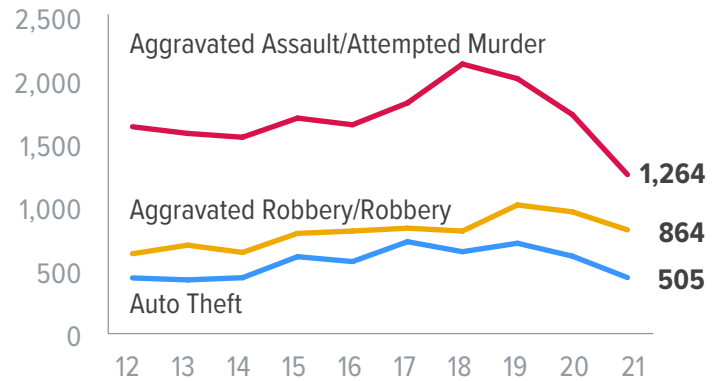
### CHANGE IN NEW CASES FILED

Filings declined in all categories except for homicides in 2021, with the largest declines in assault and burglary cases.

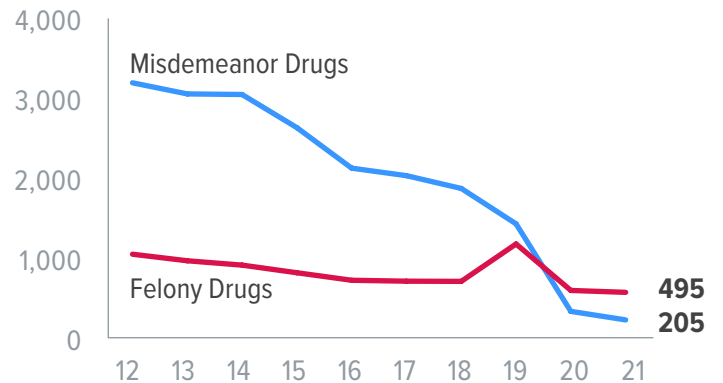


Homicide, including capital murder, was the only category to increase in 2021. Driving while intoxicated cases decreased by 12 percent from 2020.

Cases involving aggravated assault/attempted murder, robbery, and auto theft all declined in 2021.

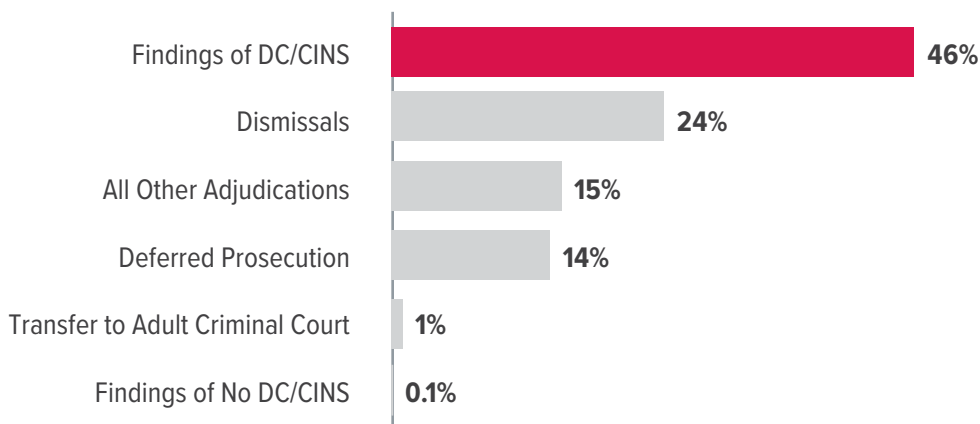


Misdemeanor drug cases declined 33 percent, and felony drug cases decreased slightly by 4 percent, in 2021. Felony drug cases outnumbered misdemeanor cases for the second consecutive year.



## ADJUDICATION AND DISPOSITION

Almost half of juvenile case adjudications resulted in findings of delinquent conduct/conduct indicating a need for supervision.

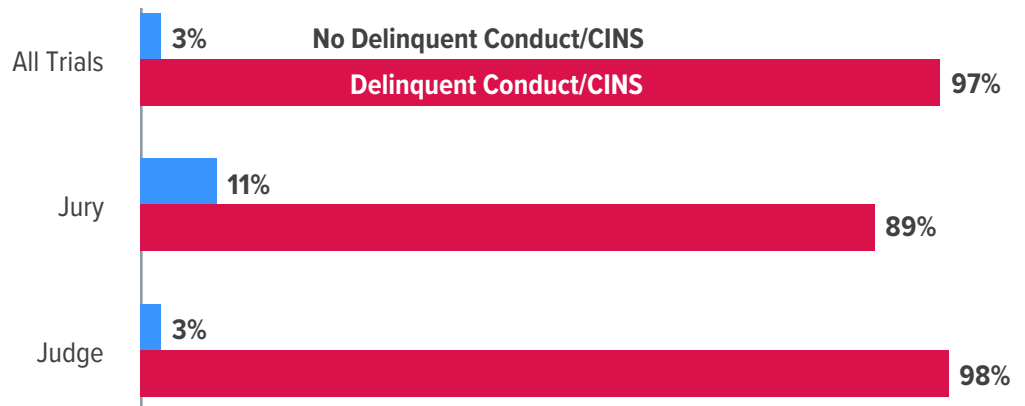




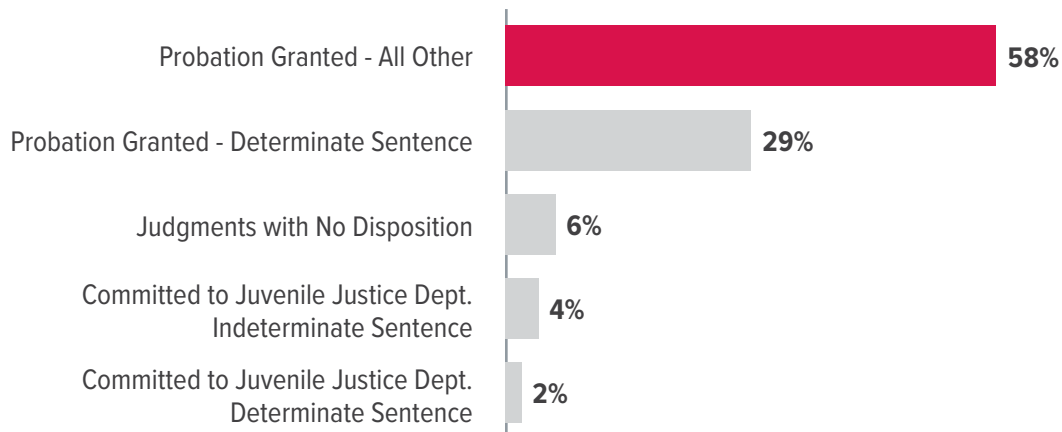
Most findings of delinquent conduct/conduct indicating a need for supervision resulted from a plea of true.



Most trials by judge and trials by jury resulted in findings of delinquent conduct/CINS.



In cases with a finding of delinquent conduct/conduct indicating a need for supervision, most juveniles were placed on probation.



Although the percentage of cases adjudicated in which the juvenile was committed to the Juvenile Justice Department increased by almost a percentage point, the number of those cases was 6 percent lower than the previous year.

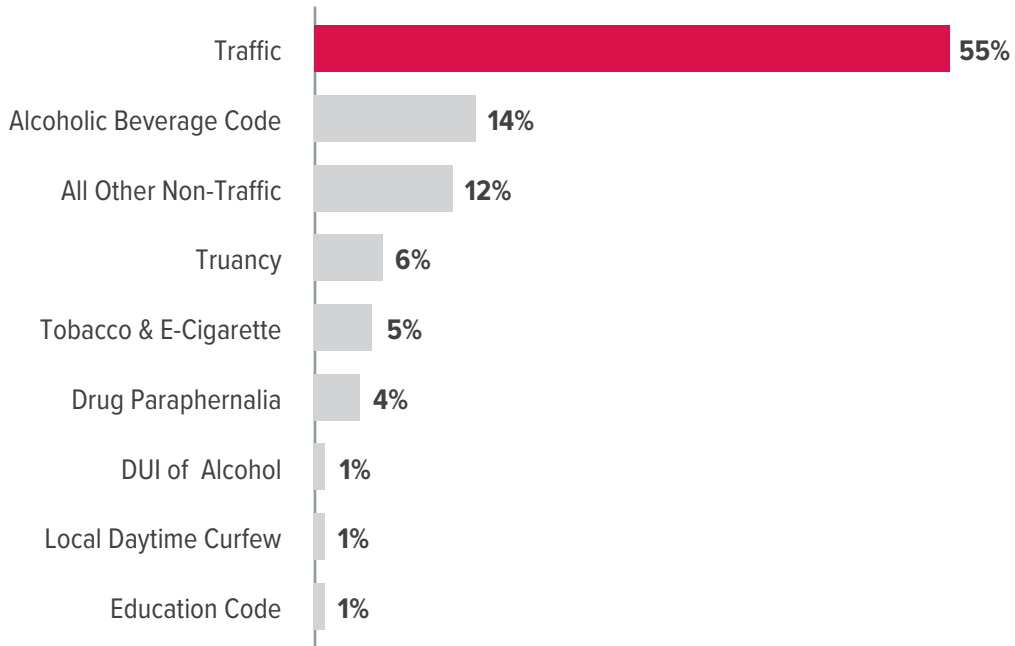


### CLASS C MISDEMEANORS AND TRUANCY

Cases involving juveniles or minors that were filed in justice and municipal courts declined 9 percent in 2021. Filings declined 72 percent since 2012.

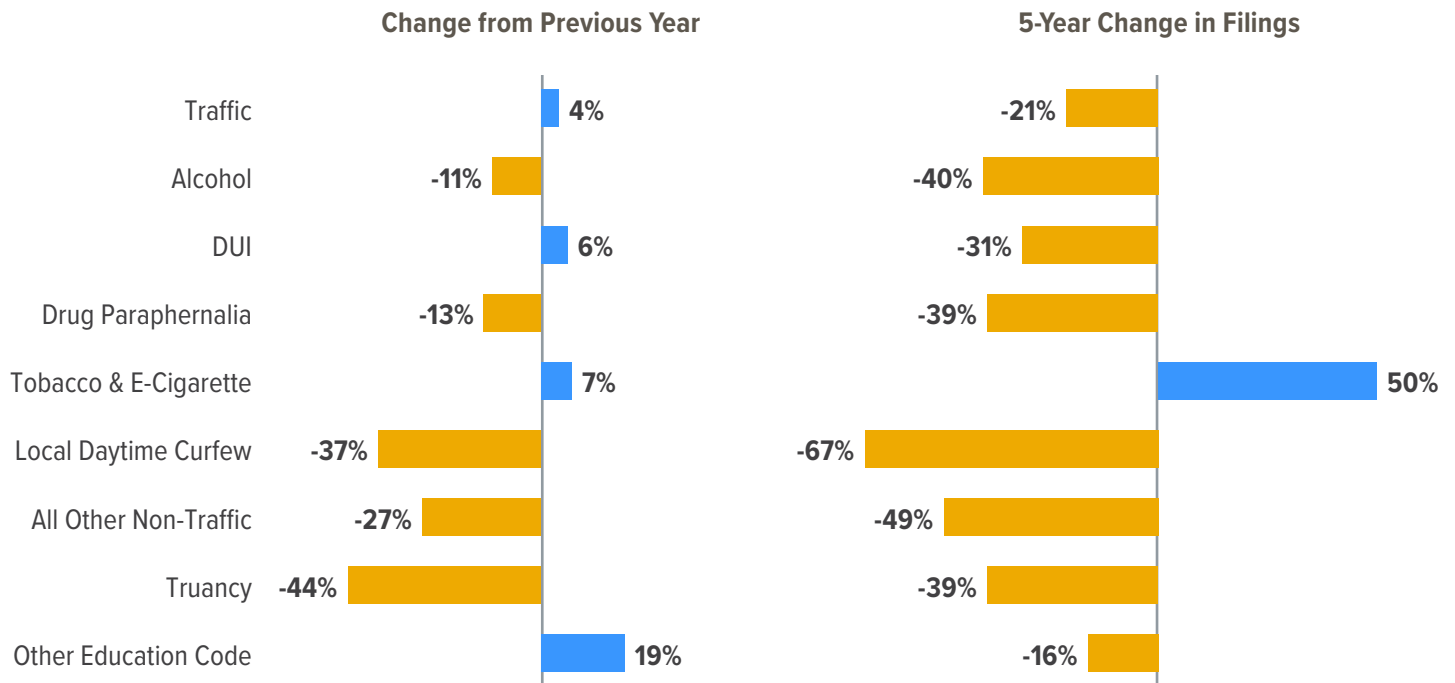


Traffic cases accounted for more than half of cases filed in 2021.

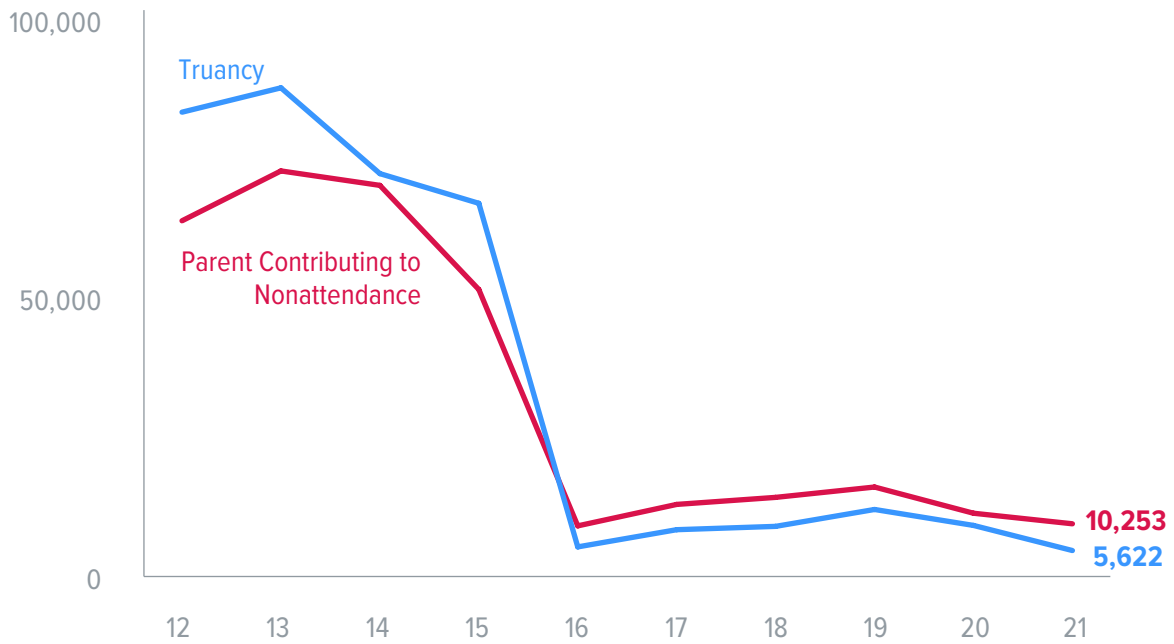


### CHANGE IN NEW CASES FILED

In 2021, filings declined in all case categories except for tobacco/e-cigarette, traffic, DUI, and Education Code cases with the most significant declines occurring in truancy and local daytime curfew cases. Over the past 5 years, filings declined in every category except for tobacco/e-cigarette cases.



Changes to school ticketing laws (in 2014) and truancy laws (in 2016) led to significant declines in the related case categories. Furthermore, during the pandemic, truancy cases declined by more than half, and parent contributing to nonattendance cases declined by almost 40 percent.



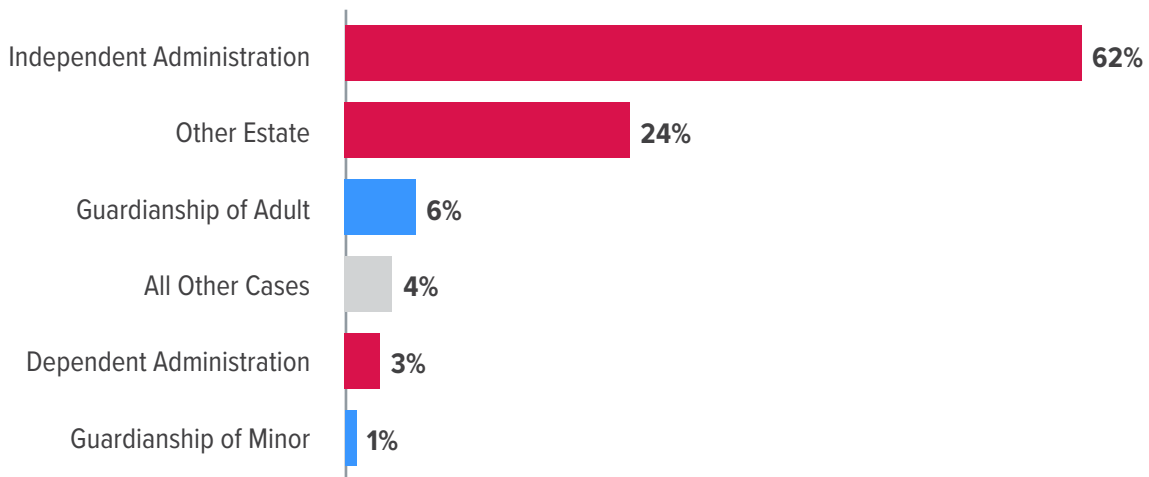
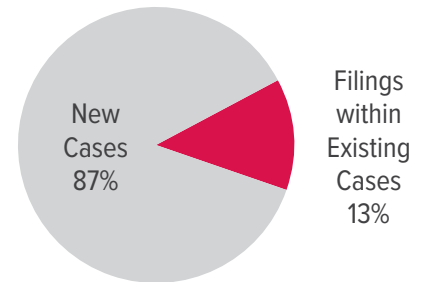
After declining in 2020, Education Code cases increased by 19 percent in 2021.



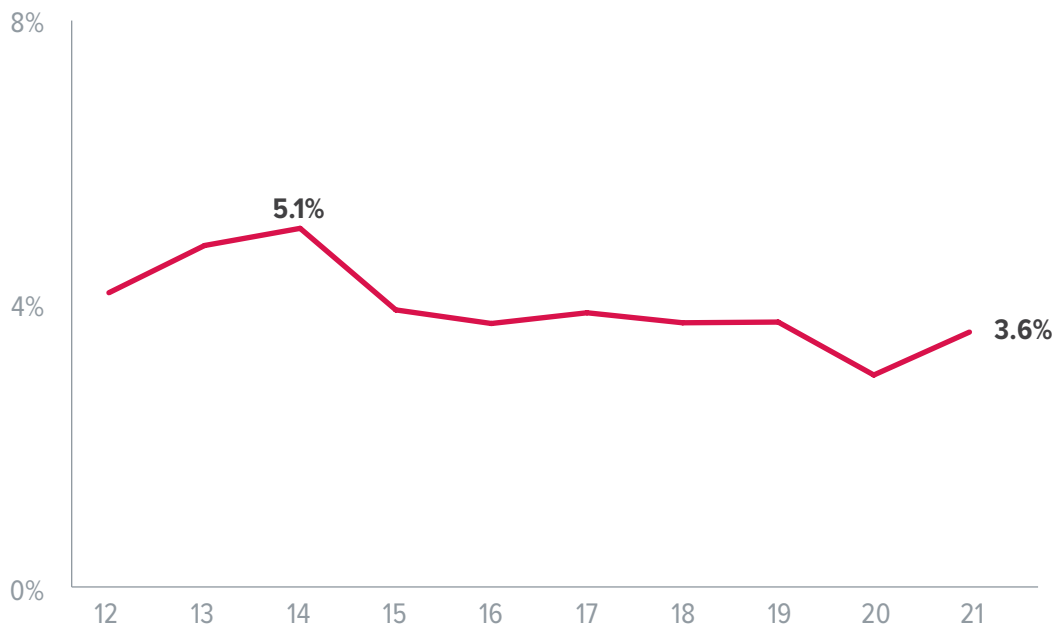
## PROBATE AND GUARDIANSHIP CASES

Thirteen percent of the probate and guardianship caseload in 2021 involved matters filed within already existing cases, including applications related to a guardianship or estate and post-judgment matters to compel compliance with statutory requirements.

Eighty-nine percent of new cases filed were estate cases—proceedings involving the handling or transfer of property by reason of the death of an individual. Guardianships accounted for 7 percent of new cases filed.

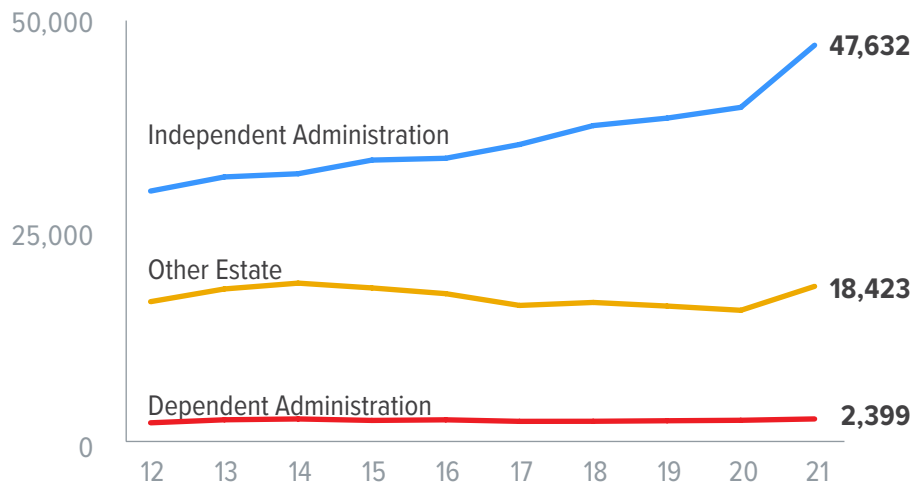
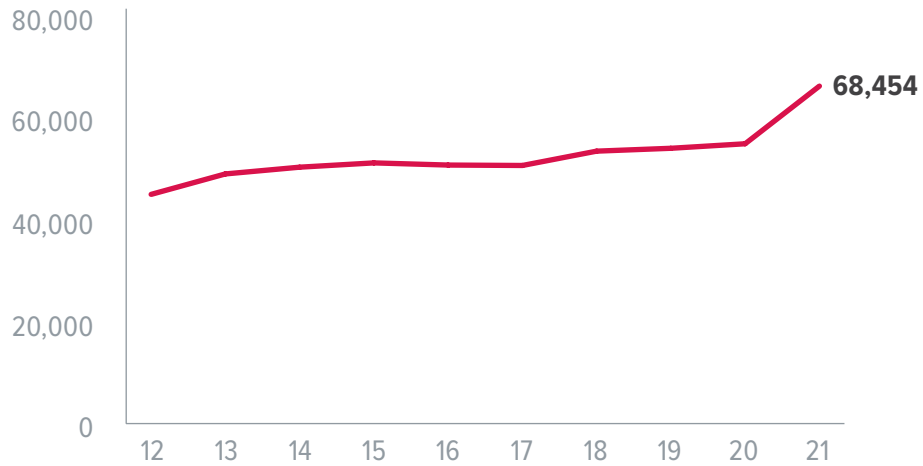


The plaintiff or petitioner who filed a case was self-represented at the time of filing in more than 3 percent of cases in 2021.



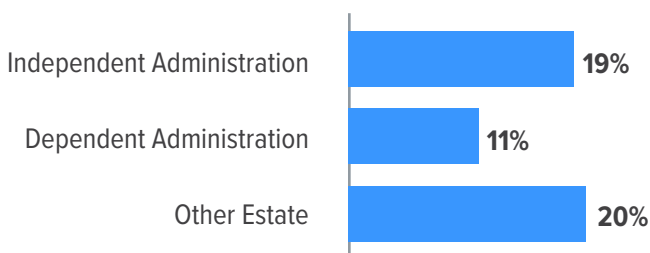
## ESTATE CASES

The number of new estate cases filed increased 19 percent from the previous year. Seventy percent of the estate caseload involved independent administrations, which have grown continuously.

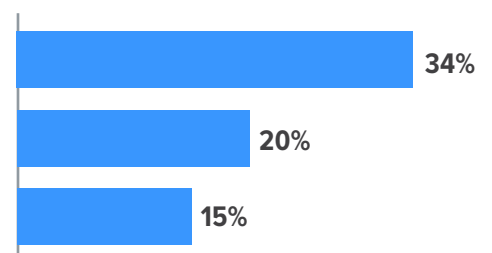


## CHANGE IN ESTATE CASES FILED

Change from Previous Year

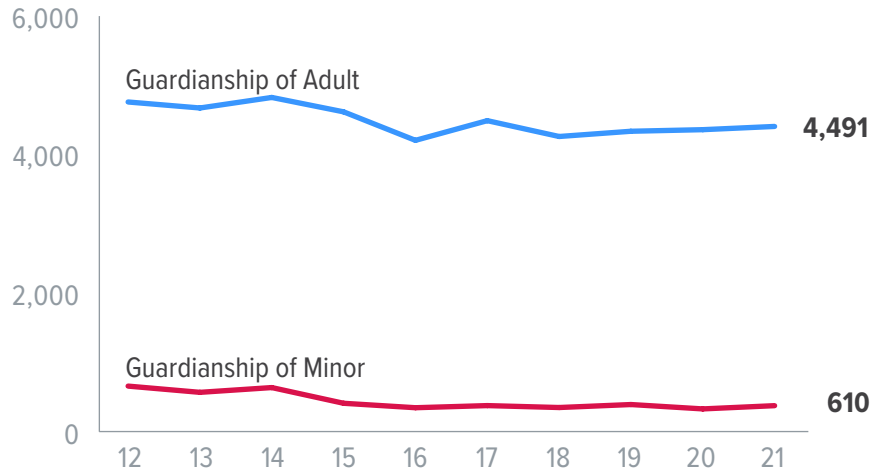


5-Year Change in Filings




## GUARDIANSHIP CASES

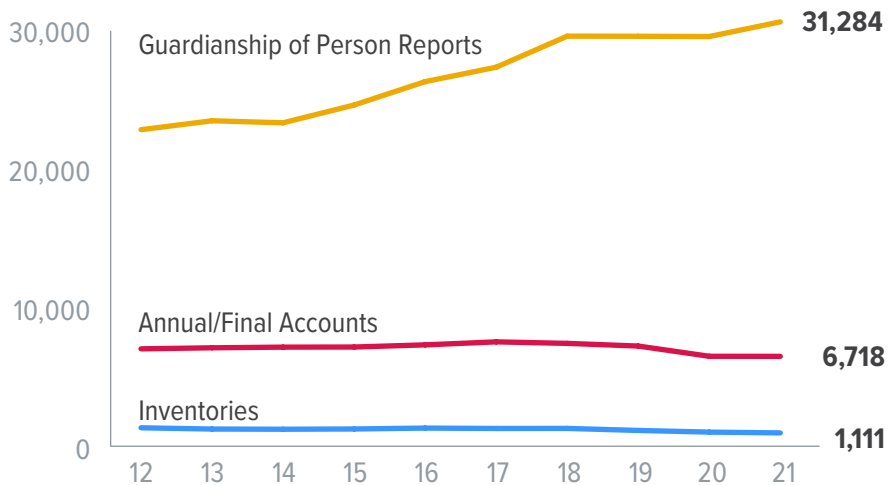
The number of new guardianship cases increased 2 percent from the previous year. Almost 90 percent of those cases were filed to establish a guardianship for an adult.



## CHANGE IN GUARDIANSHIP CASES FILED



While the reported number of inventories and annual or final accounts filed in guardianship cases remained essentially unchanged since 2011, the number of guardianship of the person reports increased 49 percent from 2011 to 2018, levelled in 2019 and 2020, then increased by 4 percent in 2021. Inventories filed declined by 6 percent from the previous year, and annual and final accounts filed remained steady.



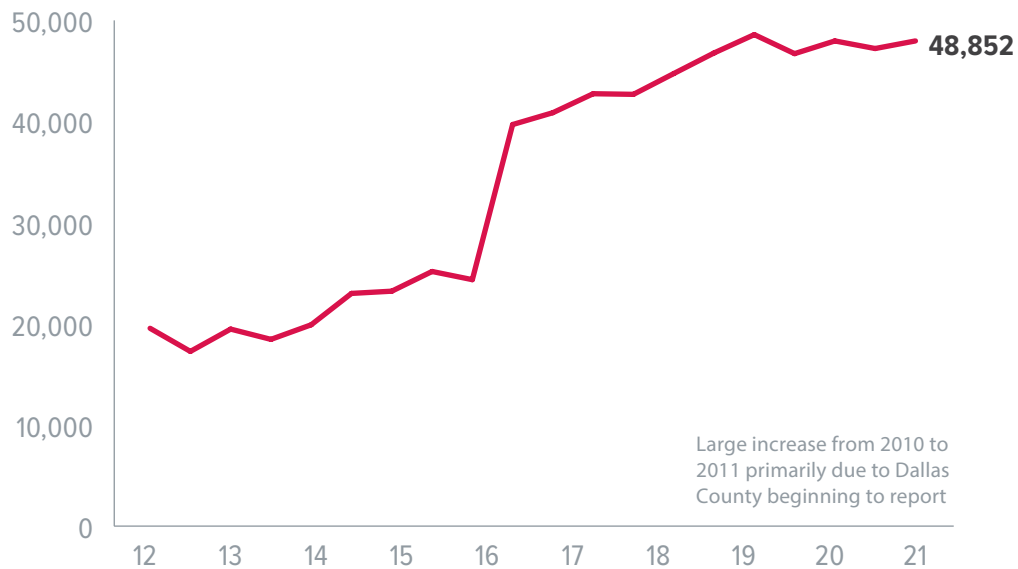


Hays County Courthouse



# APPLICATIONS FOR MENTAL HEALTH SERVICES

In contrast to the steep declines in other case types during the pandemic, the number of applications filed for involuntary mental health commitment declined by 1 percent in 2020 and rose by 2 percent in 2021.

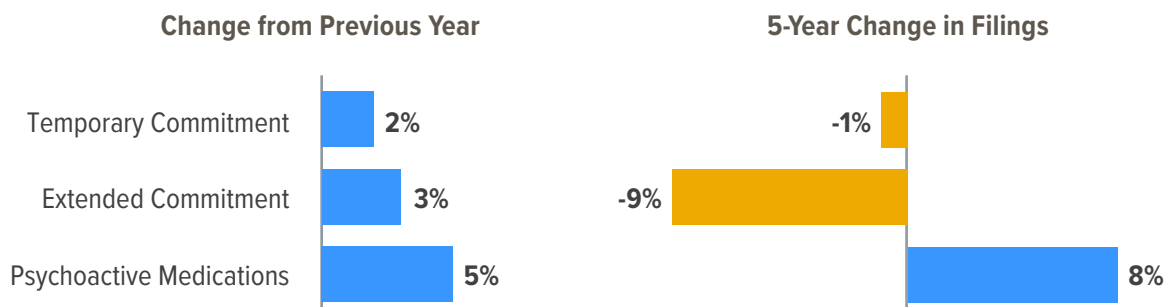


Inpatient commitment was ordered in approximately two-thirds of cases that reached a final hearing.



## CHANGE IN MENTAL HEALTH CASES FILED

Applications for temporary mental health commitments, which account for more than 99 percent of applications filed, increased 2 percent in 2021 but had declined 1 percent over the last 5 years. The number of extended commitments increased very slightly in 2021 but was down 9 percent from the number filed 5 years ago.

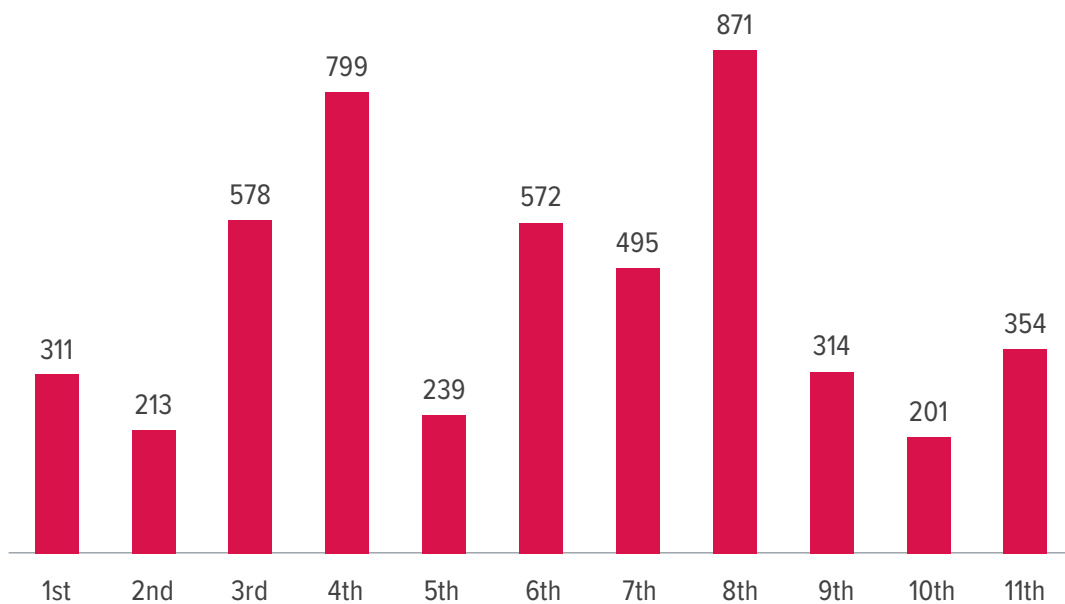


# ADMINISTRATIVE JUDICIAL REGIONS

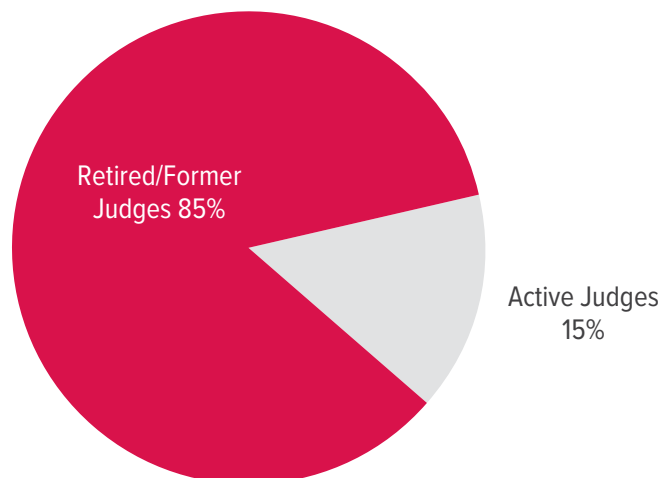
## ASSIGNMENT OF JUDGES

The presiding judge of an administrative judicial region may assign a judge to handle a case or docket of an active judge in the region who is unable to preside (due to recusal, illness, vacation, etc.) or who needs assistance with a heavy docket or backlog. These “assigned judges” may be active judges of other courts in the region or may be individuals residing in the region who used to serve as active judges.<sup>1</sup>

During fiscal year 2021, the presiding judges made a total of **4,947 assignments** within their respective regions, a decrease of three percent from the previous year.

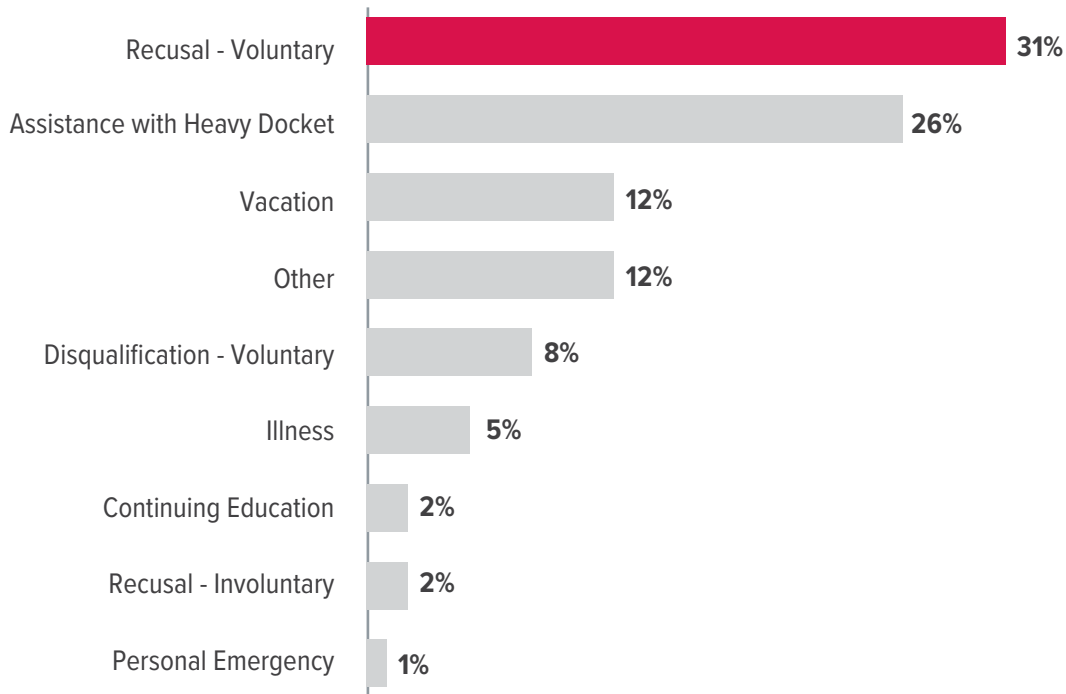


Retired or former judges served in most of those assignments.

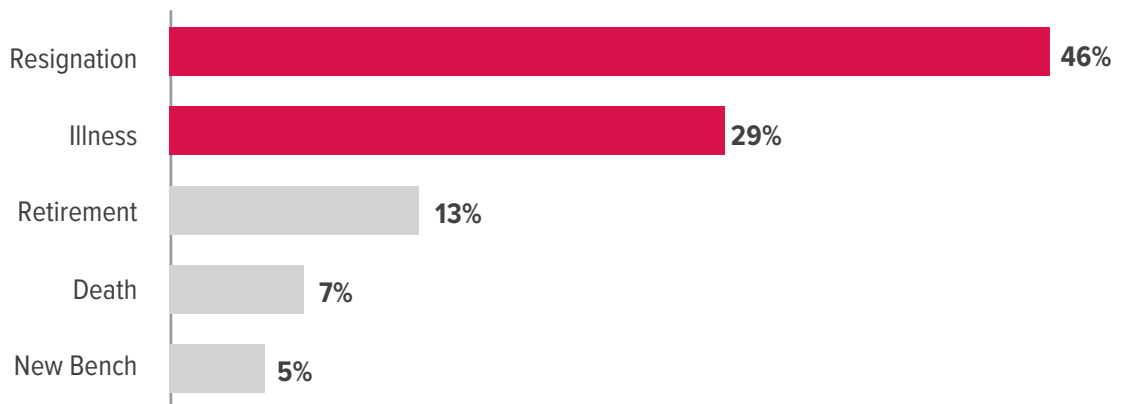


<sup>1</sup> Sections 74.054, 74.056, and 74.057 of the Government Code discuss the assignment of judges by the presiding judges and the chief justice of the Supreme Court.

Voluntary recusal by a judge was the most common reason for assignment of a visiting judge, followed by the need for assistance with a heavy docket.



**503 days** were served by assigned judges to fill a vacant bench, a decrease of 46 percent from the previous year. Three-quarters of the total days served were the result of a judge resigning before the end of his or her term or due to a reason of illness.





Caldwell County Courthouse

# Court-Level Trends

Supreme Court.....	40
Court of Criminal Appeals.....	45
Courts of Appeals.....	52
District Courts.....	56
Statutory County Courts.....	64
Constitutional County Courts.....	71
Justice Courts .....	78
Municipal Courts .....	86
Profile of Appellate and Trial Court Judges.....	93



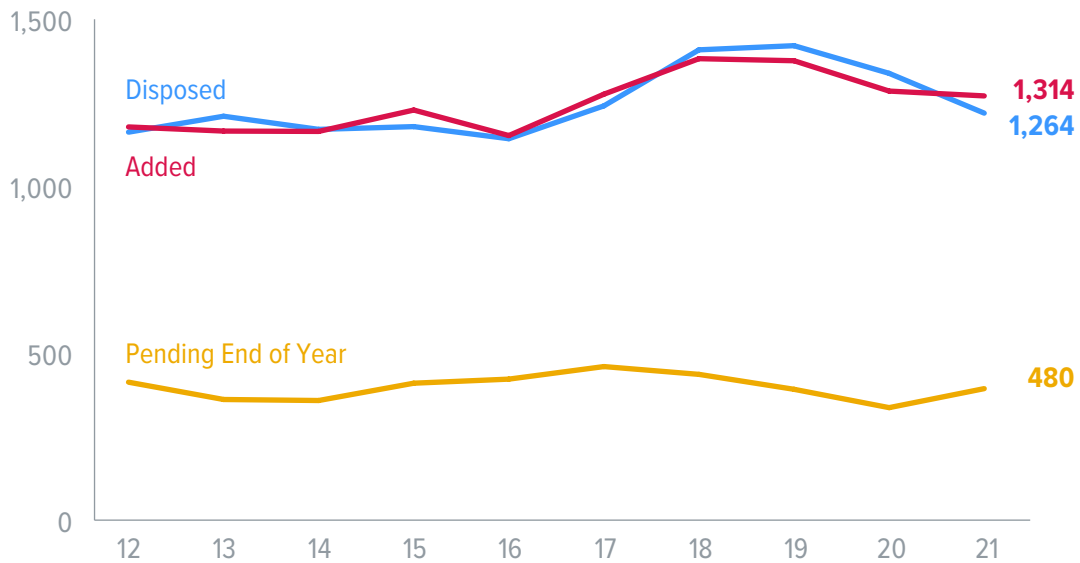


Caldwell County Courthouse

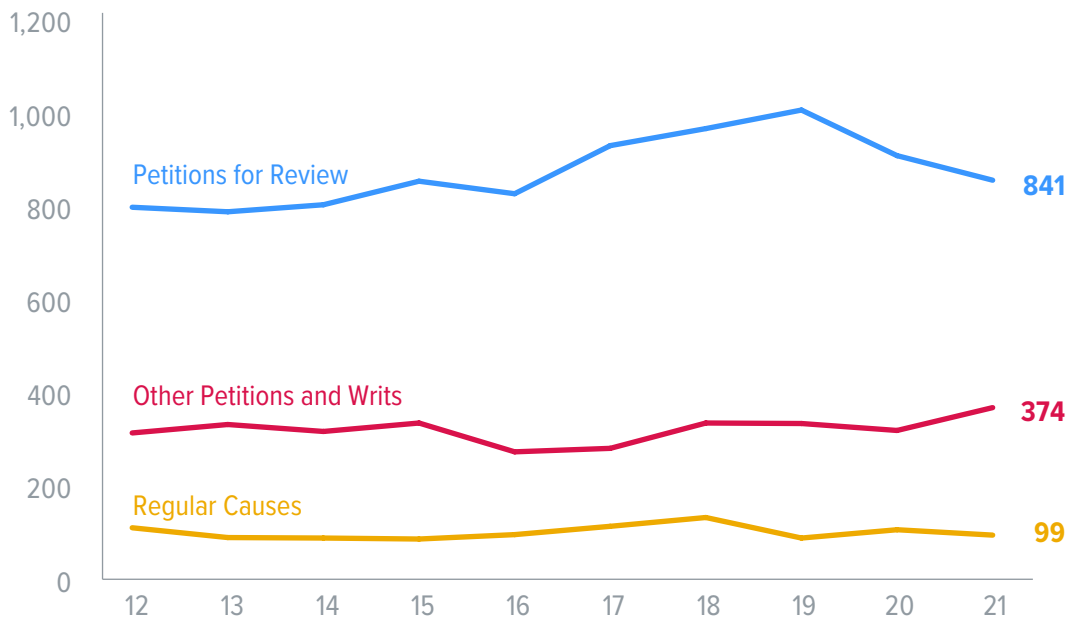
# SUPREME COURT

## CASELOAD AND OUTCOMES

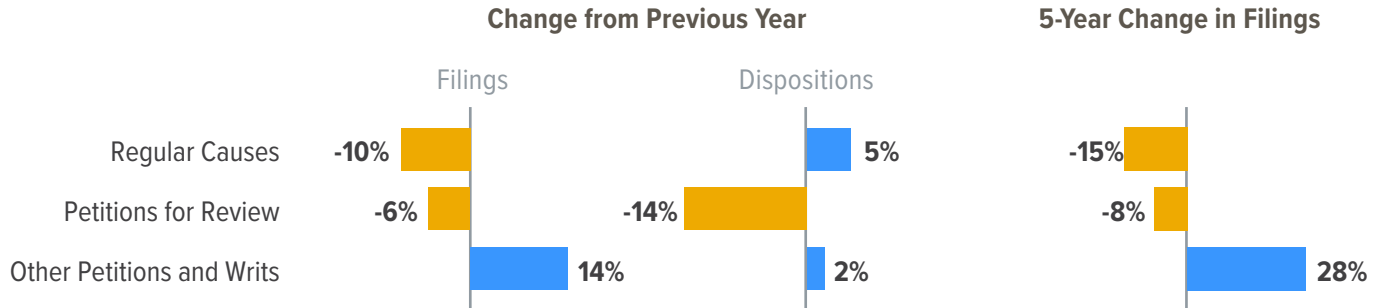
Filings remained relatively steady from the previous year, while dispositions declined by 8 percent, resulting in an increase in cases pending at the end of the fiscal year.



Petitions for review, which account for the majority of the court’s caseload, declined for the second year in a row, though at a slower rate than in 2020. The number of regular causes added to the docket declined as well, while the number of other petitions and writs increased 14 percent.

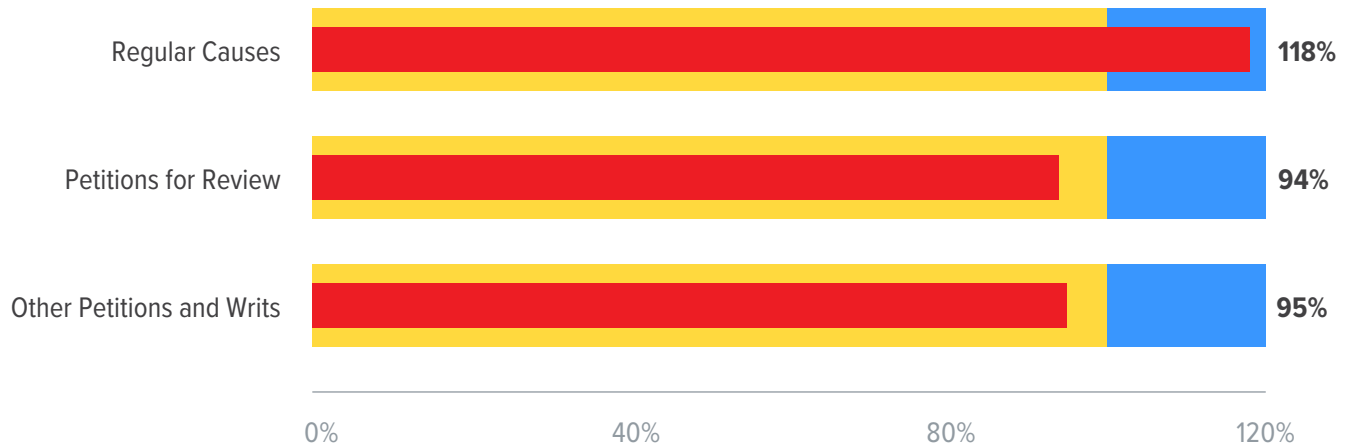


## CHANGE IN CASES FILED



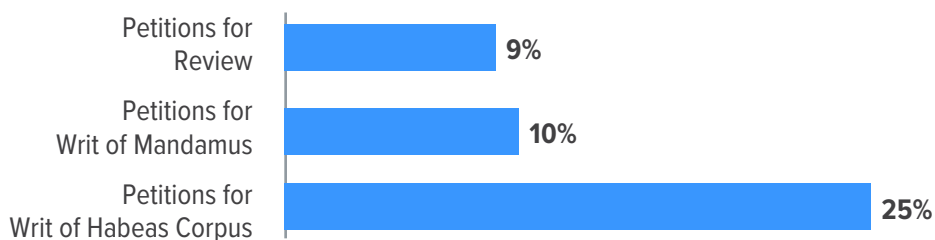
## CLEARANCE RATES

The Supreme Court's clearance rates for regular causes exceeded 100 percent. Clearance rates for petitions for review and other petitions and writs fell below 100 percent, indicating growth in the number of pending cases.



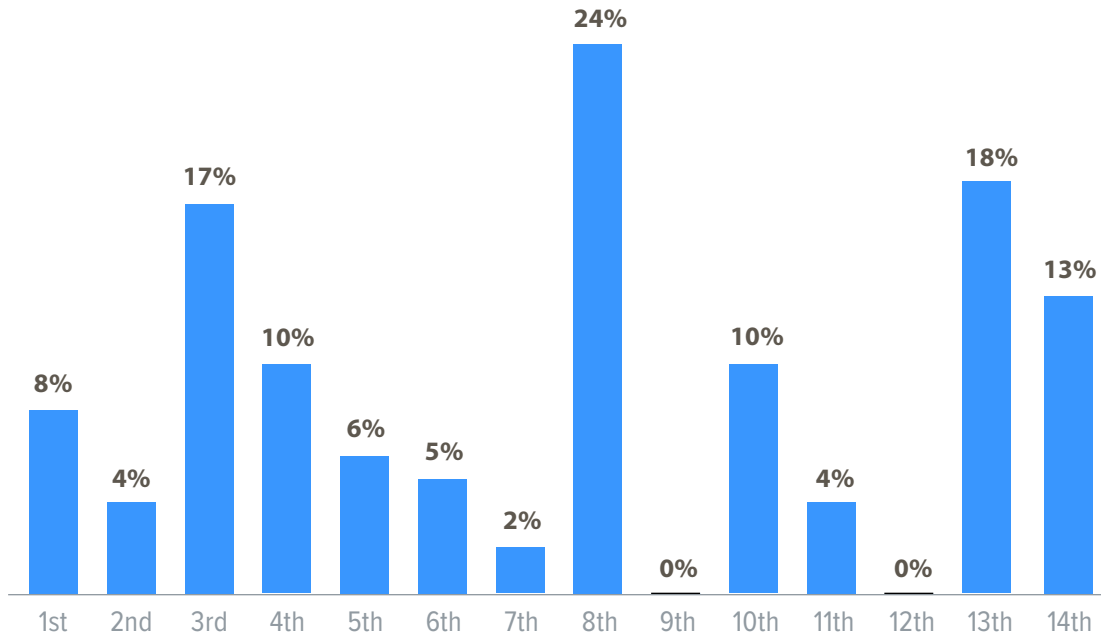
## REVIEW GRANTED

Review was granted in approximately 10 percent of petitions for review and petitions for writ of mandamus in 2021 but was granted in one-quarter of petitions for writ of habeas corpus.



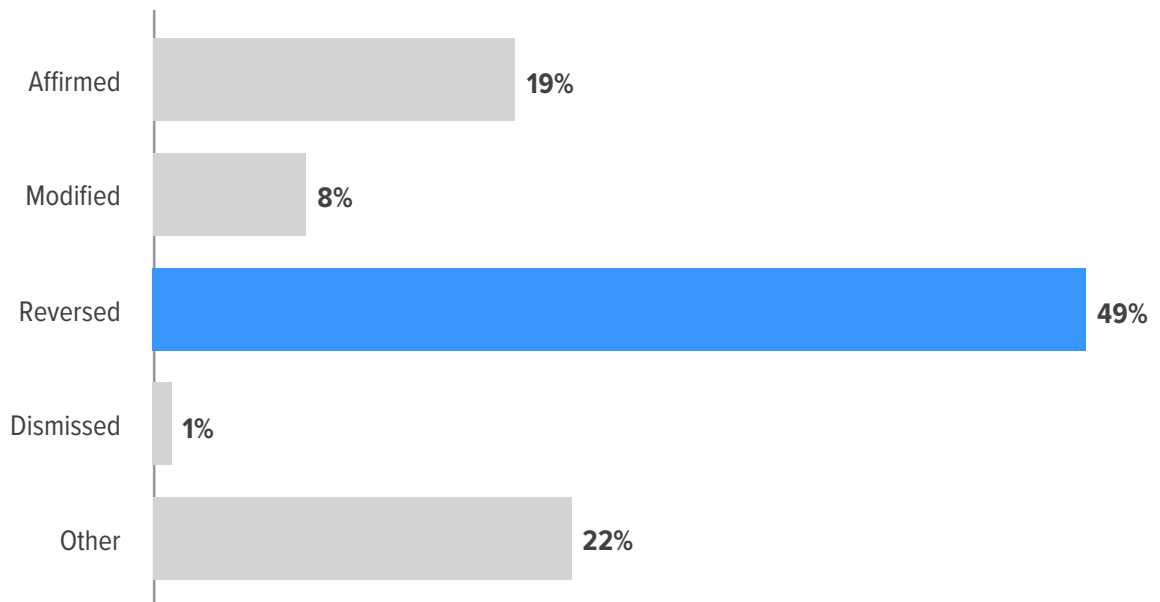


## PETITIONS FOR REVIEW GRANTED BY COURT OF APPEALS



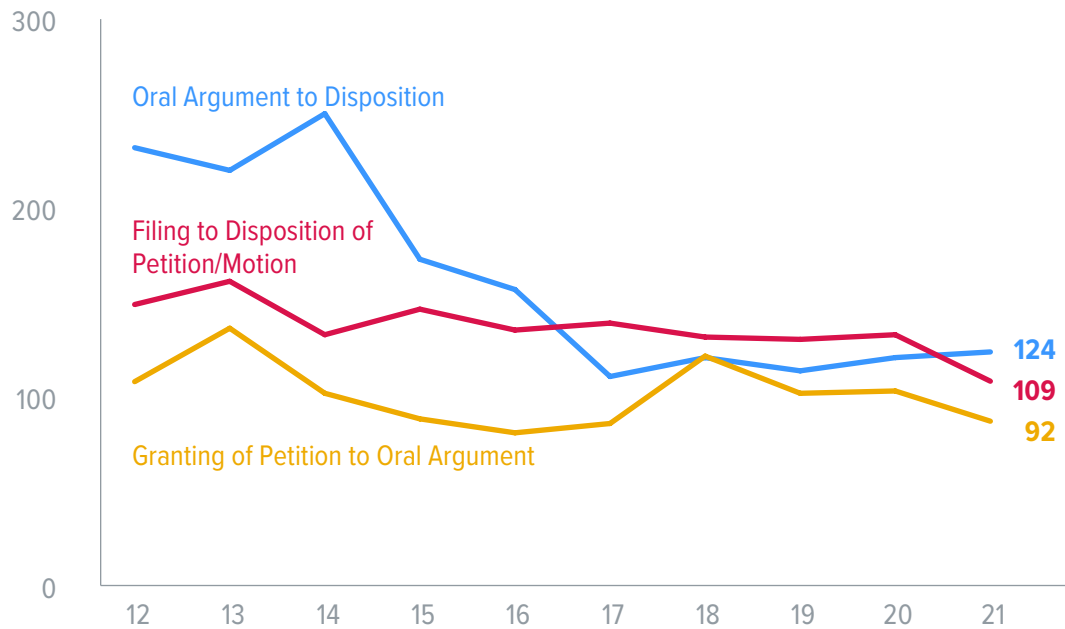
## DISPOSITION OF GRANTED PETITIONS FOR REVIEW

Almost half of granted petitions for review were reversed and approximately one-fifth were affirmed.



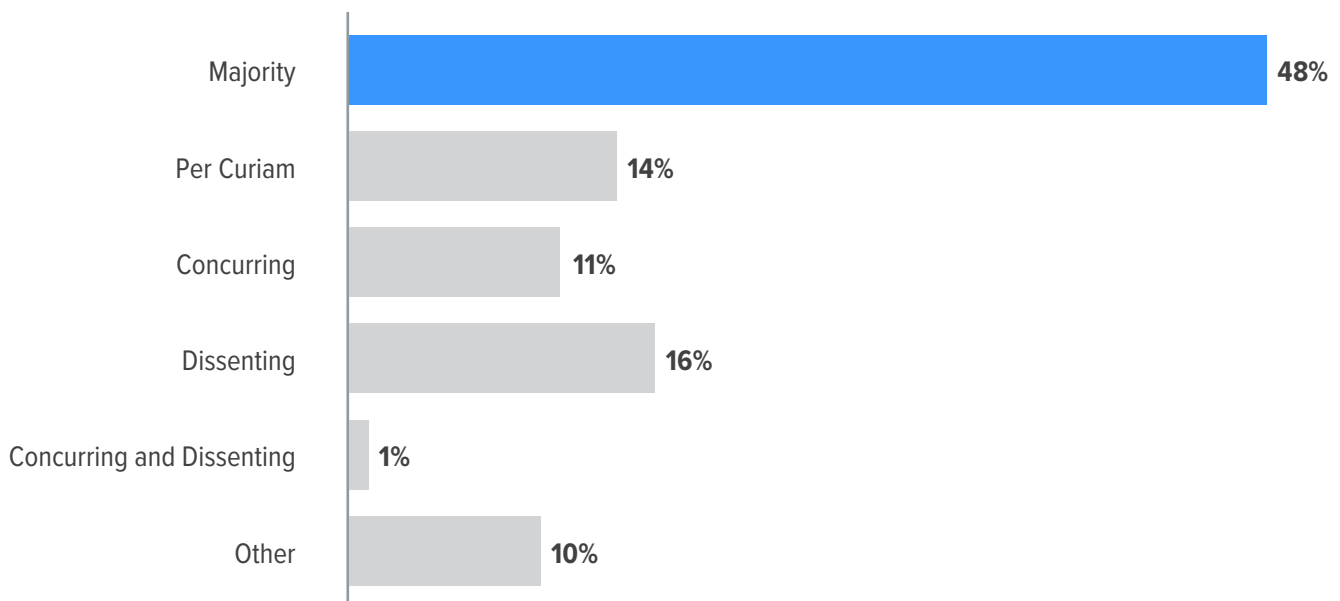
## CASE PROCESSING TIME IN DAYS

In 2021, the average time from oral argument to disposition increased by 3 days from the previous year. The average time from filing to disposition of a petition or motion declined by 20 days, and the average time from granting of a petition to oral argument decreased by 13 days.



## OPINIONS

147 opinions were issued in 2021, an increase of 8 percent from the number issued the previous year. Almost half of the opinions were majority opinions.



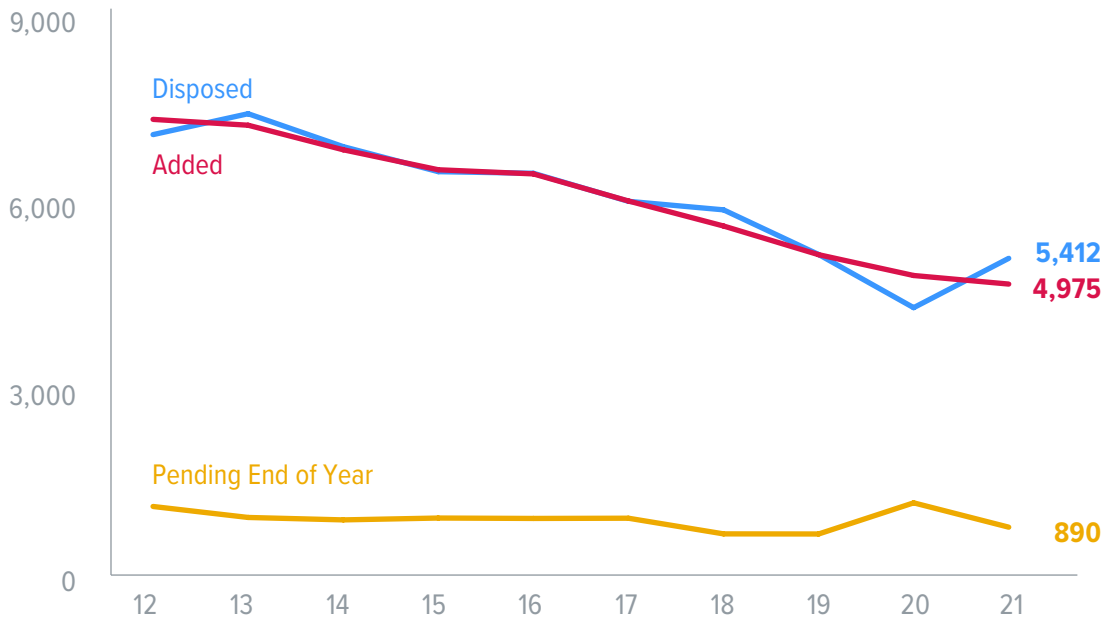


Comal County Courthouse

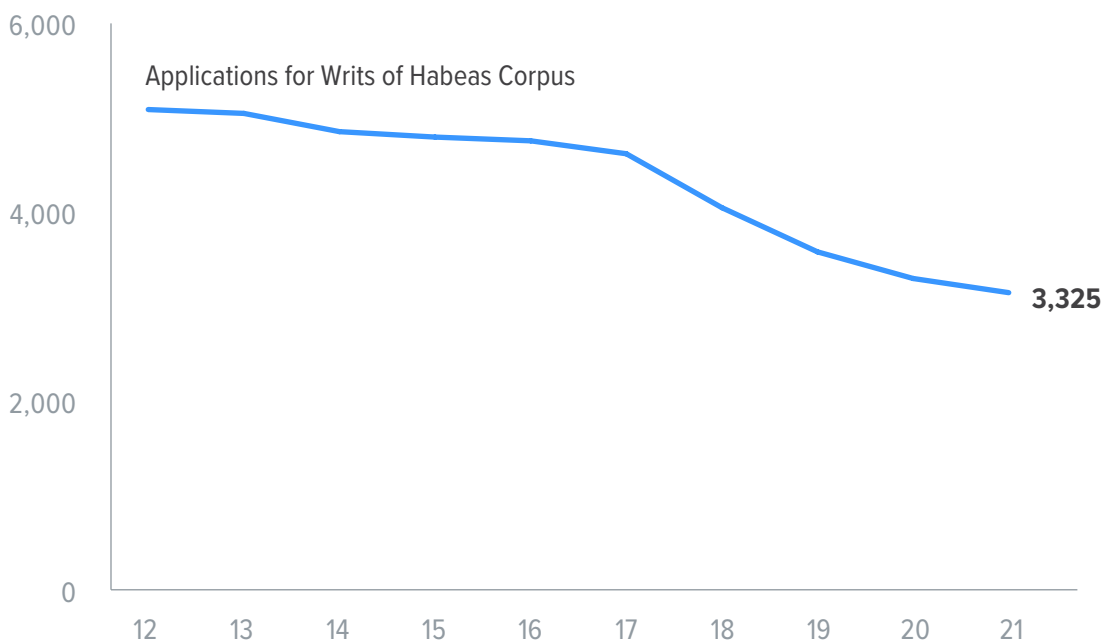
# COURT OF CRIMINAL APPEALS

## CASES FILED

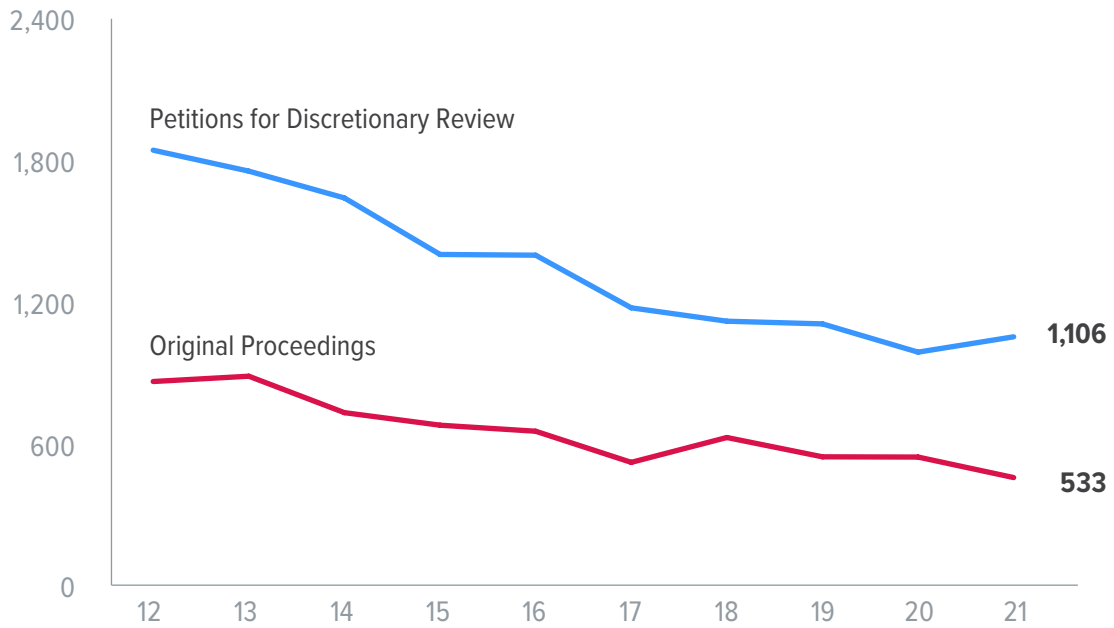
Overall, the number of cases filed declined by 5 percent from the previous year. In 2021, mandatory matters (applications for writs of habeas corpus, original proceedings, and direct appeals) comprised 78 percent of all cases added to the court's docket.



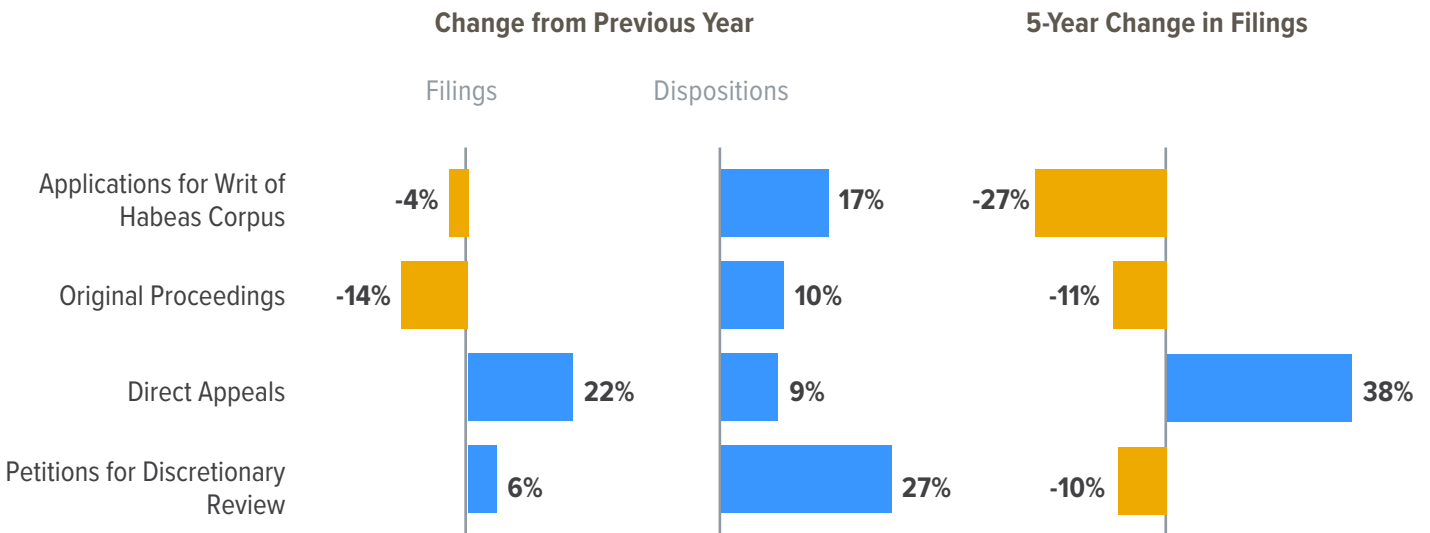
Applications for writs of habeas corpus declined 4 percent from the previous year to the lowest level since at least 2001.



After declining during the previous year to the lowest level since at least 1989, petitions for discretionary review increased 6 percent in 2021. Original proceedings declined by 14 percent to the lowest level since 1999.

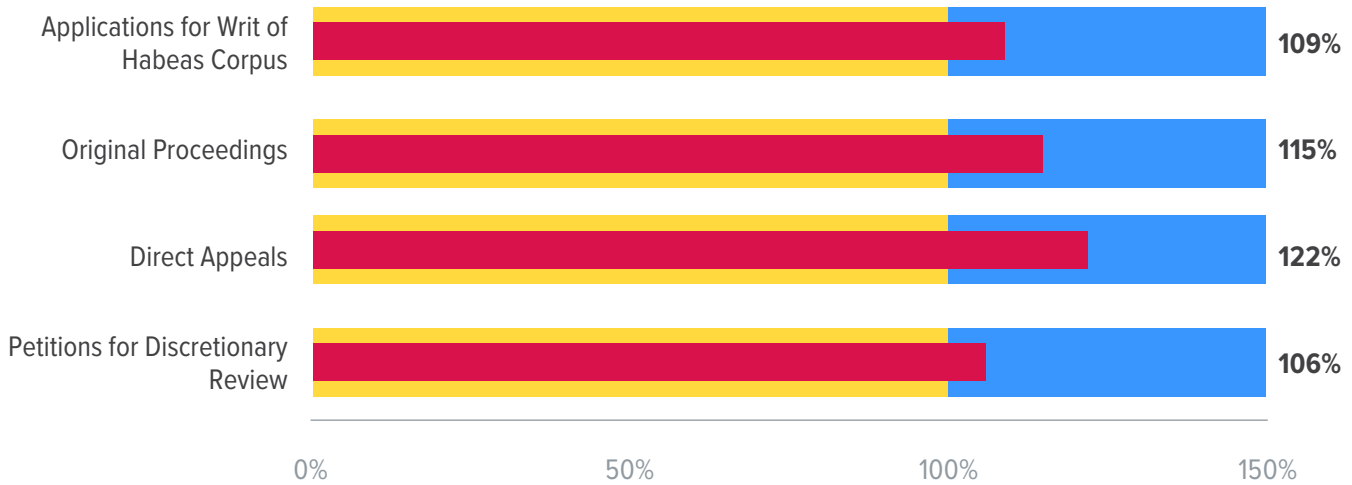


## CHANGE IN CASES FILED

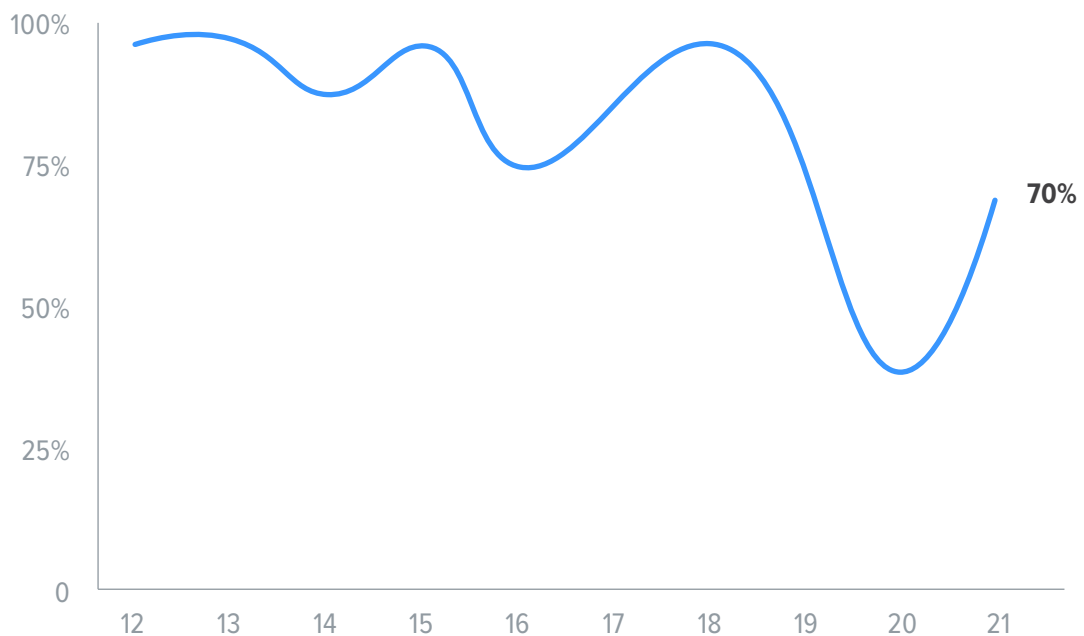


## CLEARANCE RATES

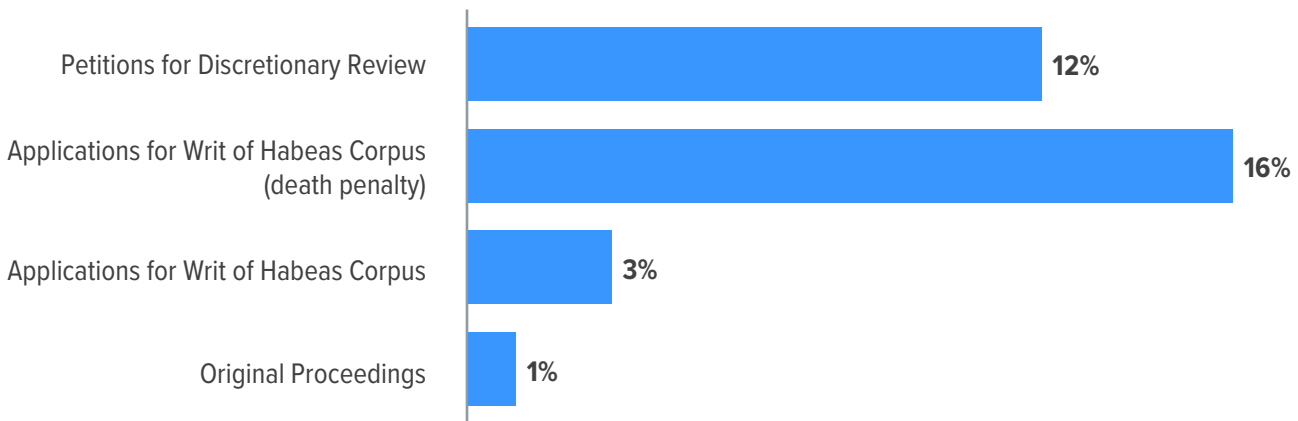
Clearance rates for all matters exceeded 100 percent, resulting in a decline in the number of cases pending.



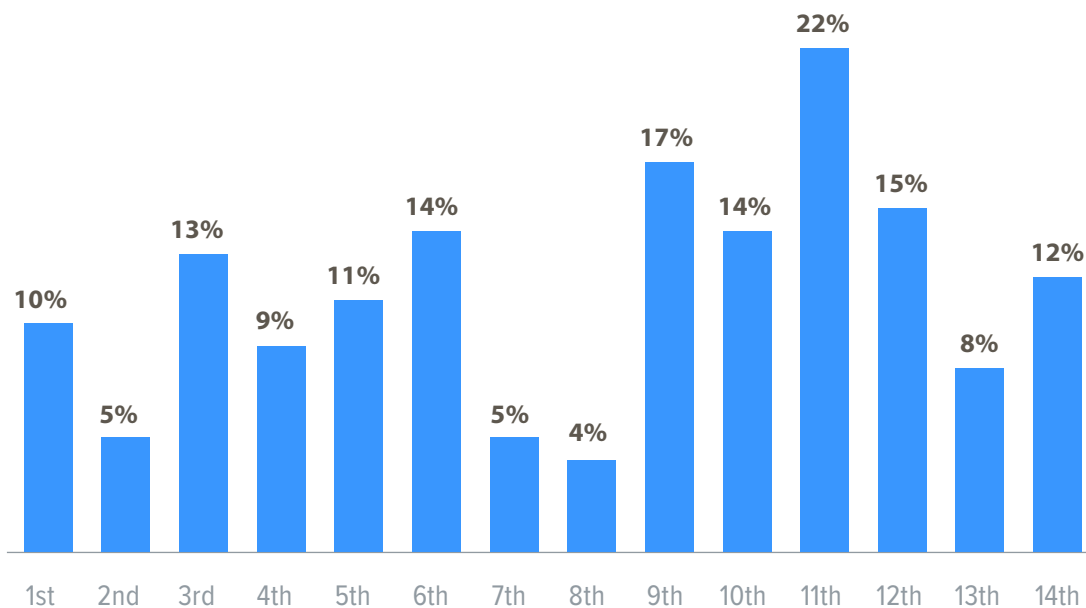
Of the 10 death penalty cases that were decided in 2021, 70 percent (7 cases) were affirmed. The remainder were remanded to the trial court.



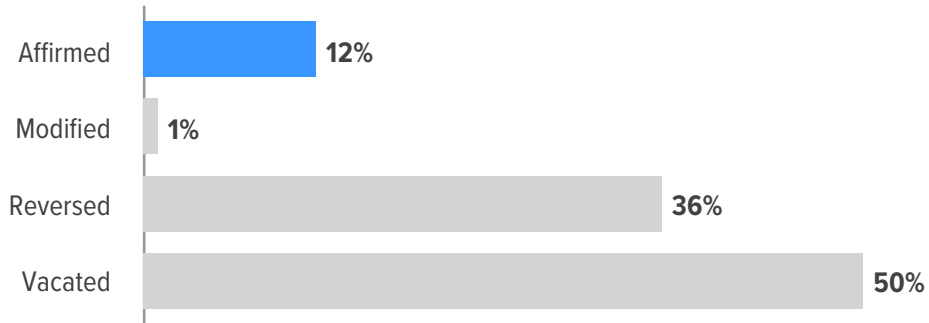
Review was granted most frequently by the court in applications for writ of habeas corpus involving the death penalty and was granted least frequently in original proceedings.




The percentage of petitions granted review from each court of appeals varied from 4 to 22 percent.



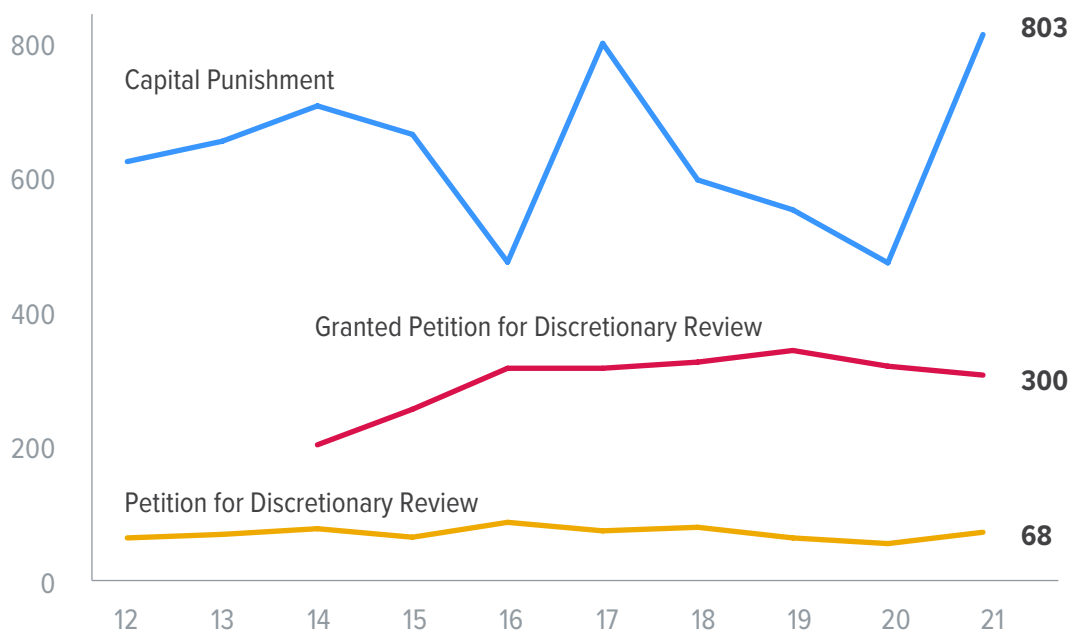
Only 12 percent of granted petitions for discretionary review were affirmed.



Habeas corpus relief was granted in most of the cases that were filed and set (granted review).

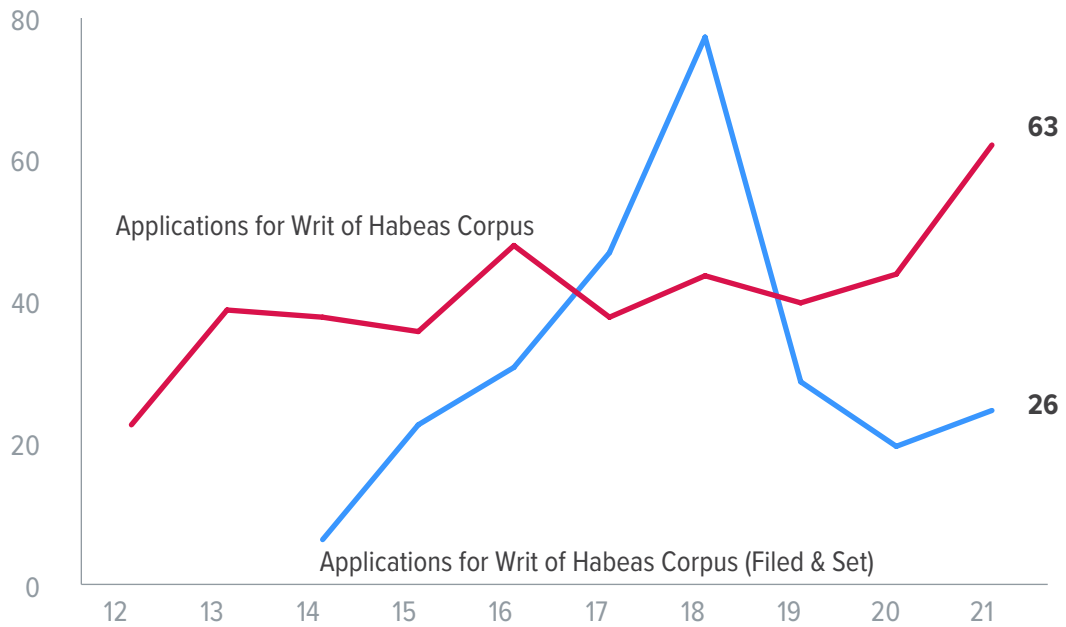


The average time from filing to disposition for cases involving capital punishment increased significantly in 2021. Time to disposition increased slightly petitions for discretionary review and decreased slightly for granted petitions for review.



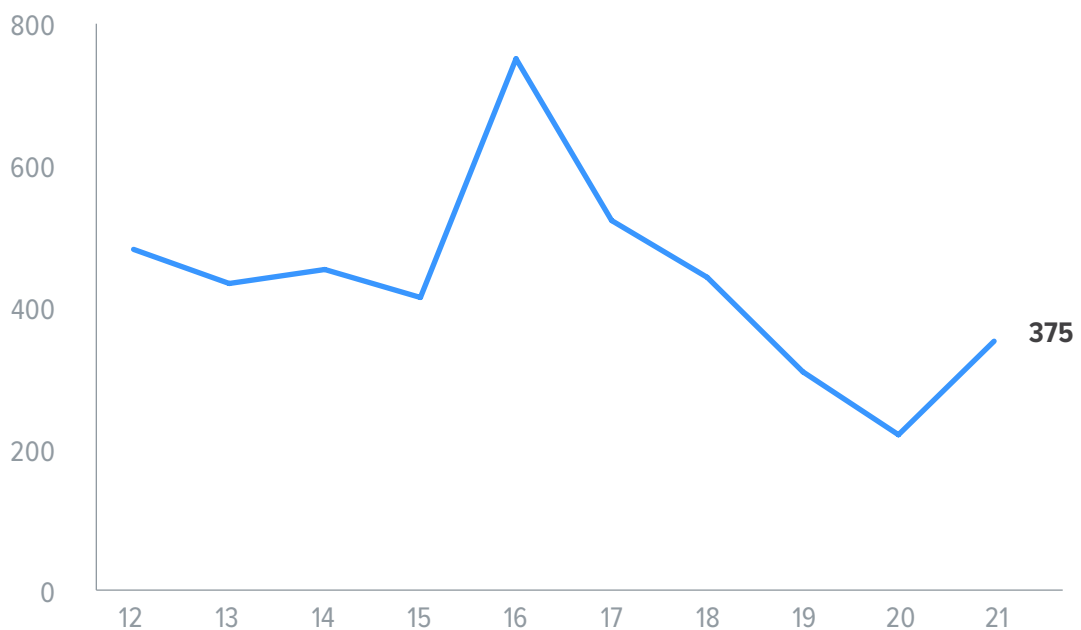


The average time to disposition for habeas corpus applications, as well as the time to disposition for applications that were accepted for review (filed and set), increased from the previous year.

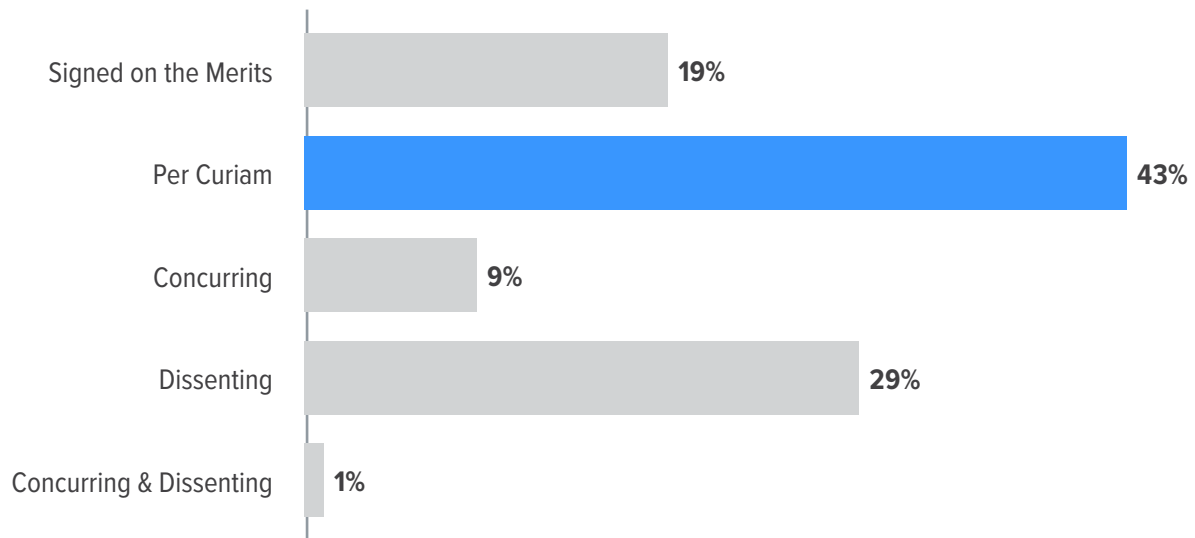


## OPINIONS

The number of opinions issued by the Court of Criminal Appeals increased 40 percent from the previous year.



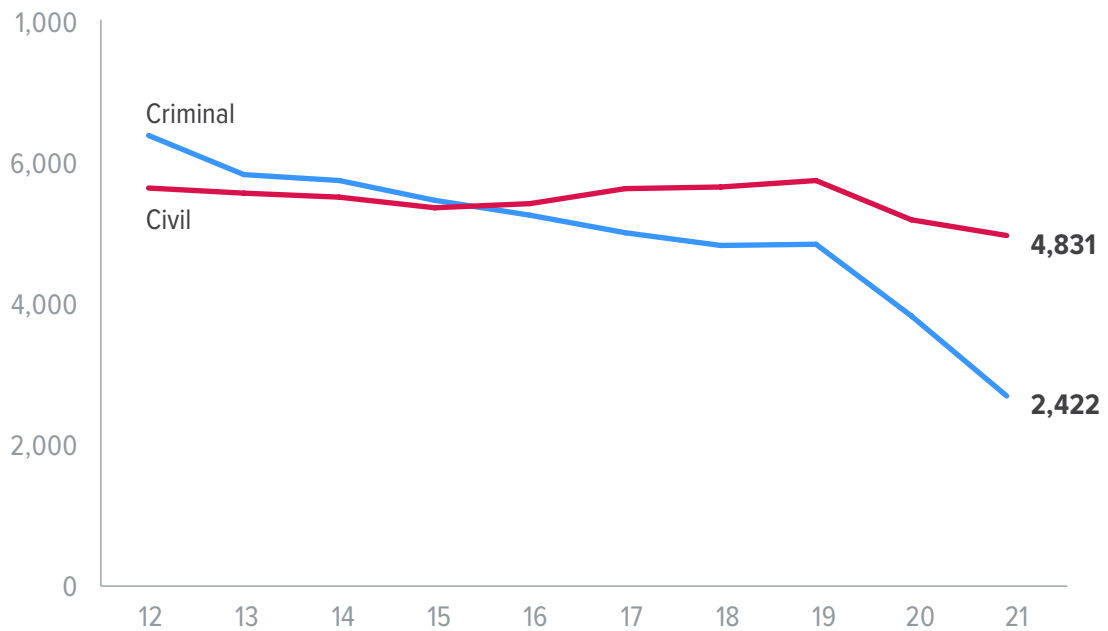
In 2021, almost 30 percent of opinions issued were dissenting.



# COURTS OF APPEALS

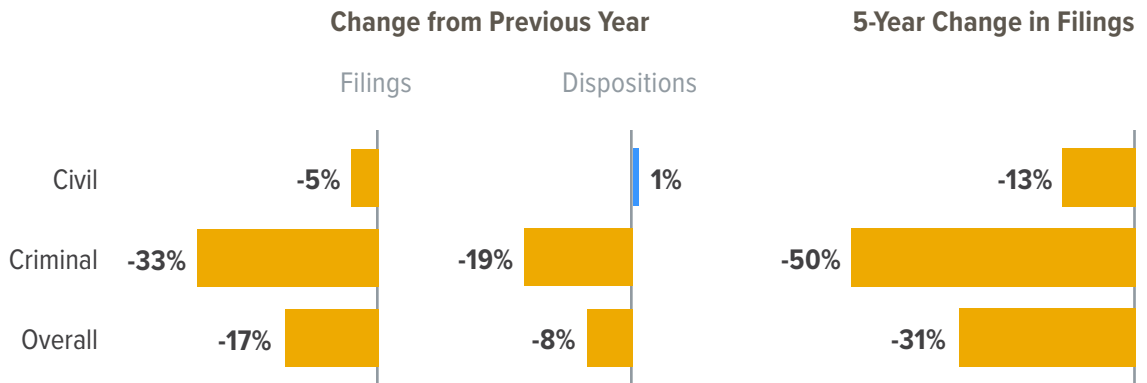
## CASES FILED

The number of criminal filings decreased by 33 percent in 2021 and was the lowest since 1988. The number of civil cases added declined by 5 percent from the previous year.



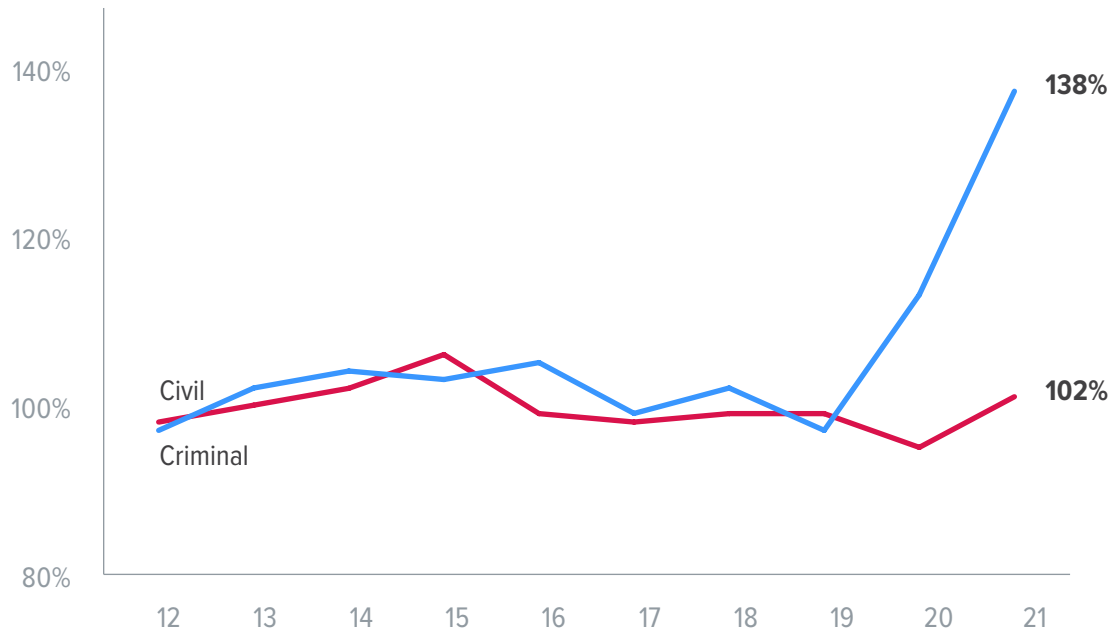
## CHANGE IN CASES FILED

Civil and criminal filings and driminal dispositions declined from the previous year.



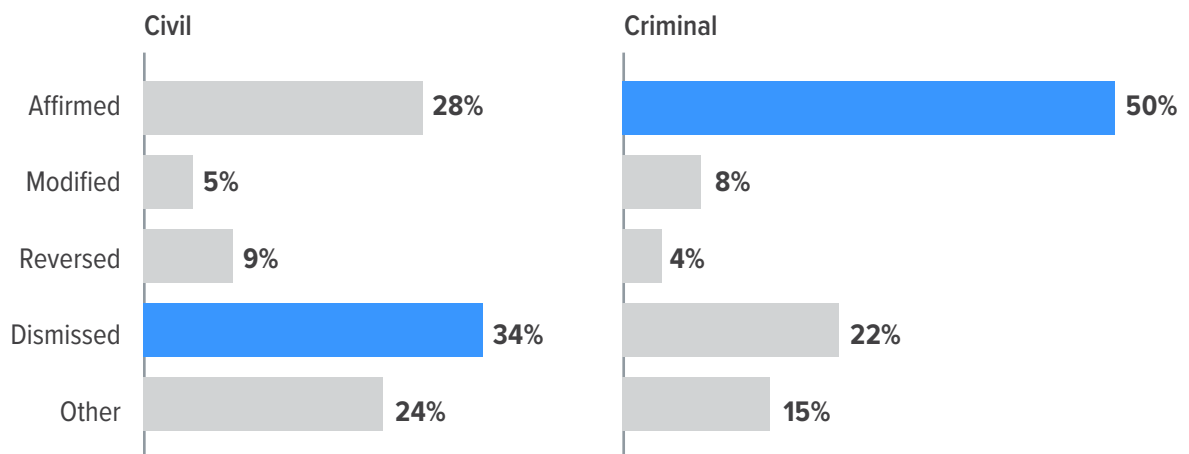
## CLEARANCE RATES

The clearance rate for criminal cases was 138 percent and was the highest since 2001. The civil case clearance rate increased by 6 percentage points from the previous year to 102 percent in 2021.



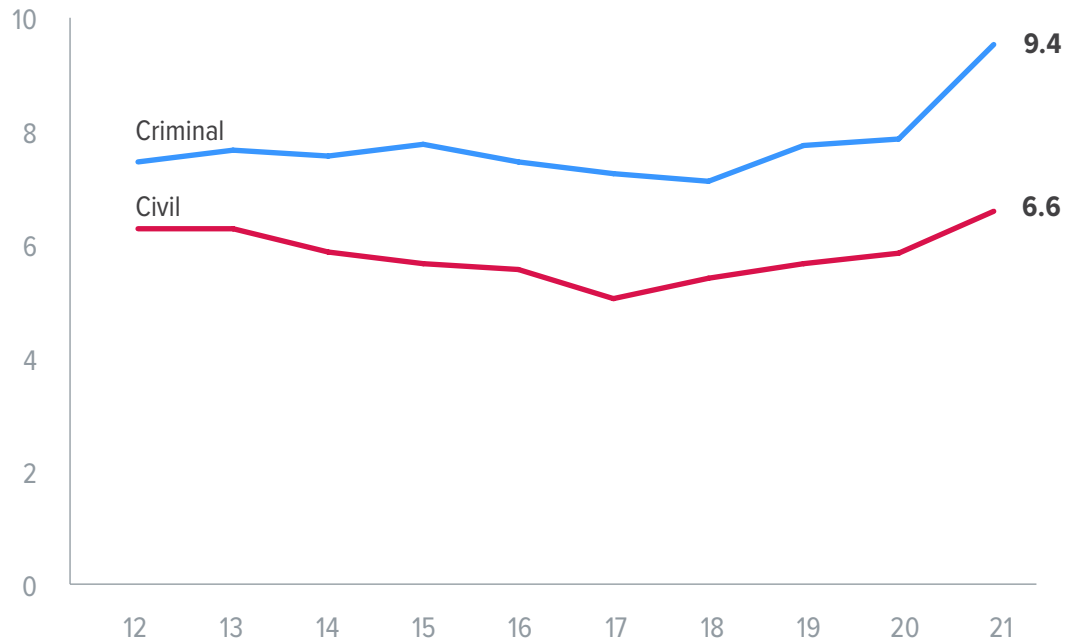
## CASE DISPOSITIONS

In 2021, the largest share of civil cases was dismissed, while the largest share of criminal cases was affirmed.

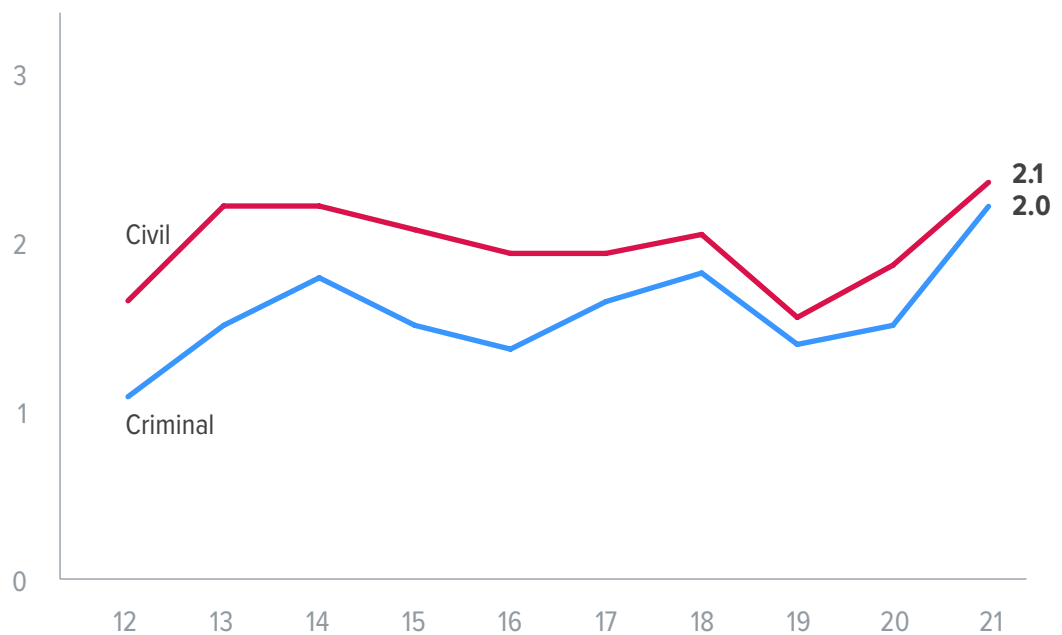


## CASE PROCESSING TIMES IN MONTHS

The average time in months between filing and submission for civil and criminal cases increased slightly over each of the last three years.

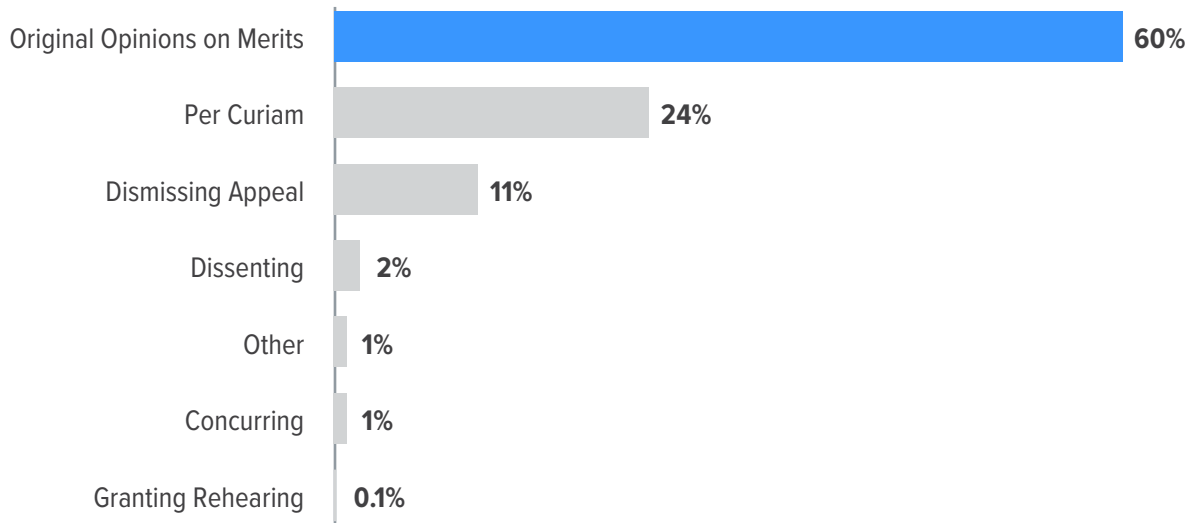


The average time in months between submission and disposition for civil and criminal cases increased slightly from the previous year.



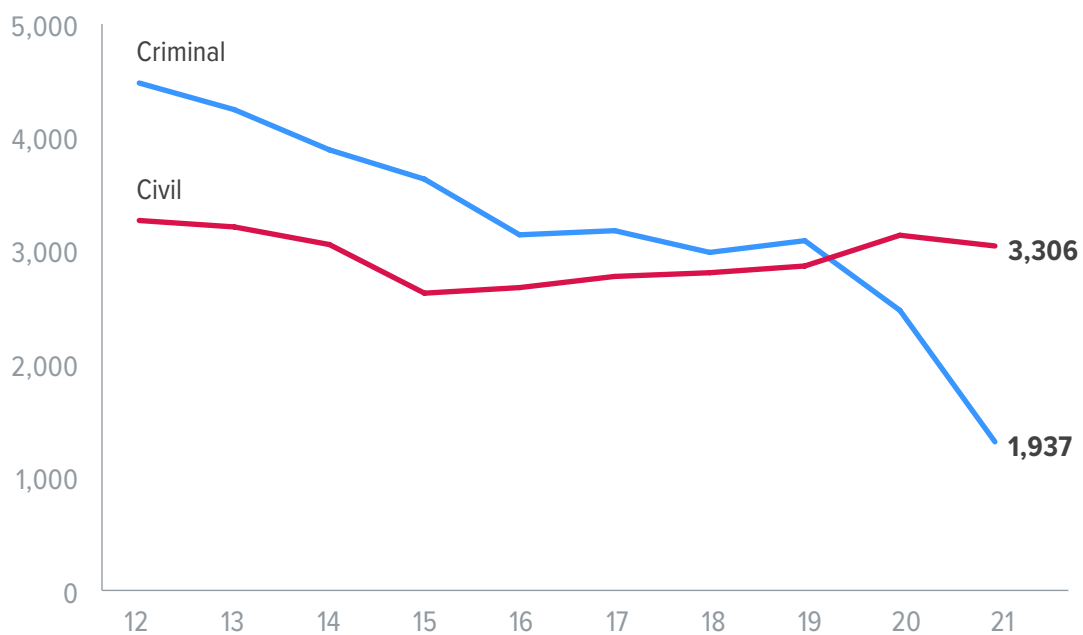
## OPINIONS

8,147 opinions were issued in 2021. 60 percent of those opinions were original opinions on the merits.



## CASES PENDING AT END OF YEAR

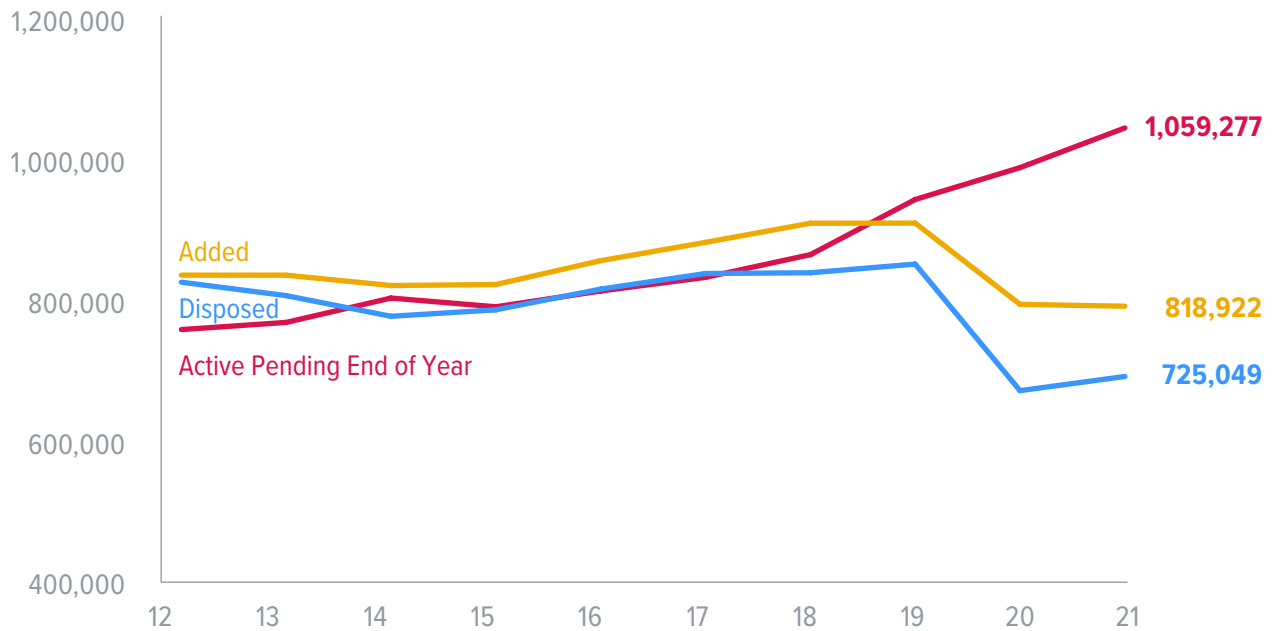
The number of criminal cases pending statewide decreased by 32 percent from the previous year and was the lowest since at least 1984. After increasing slightly over each of the last 5 years, the number of civil cases pending decreased slightly by 2 percent in 2021.



# DISTRICT COURTS

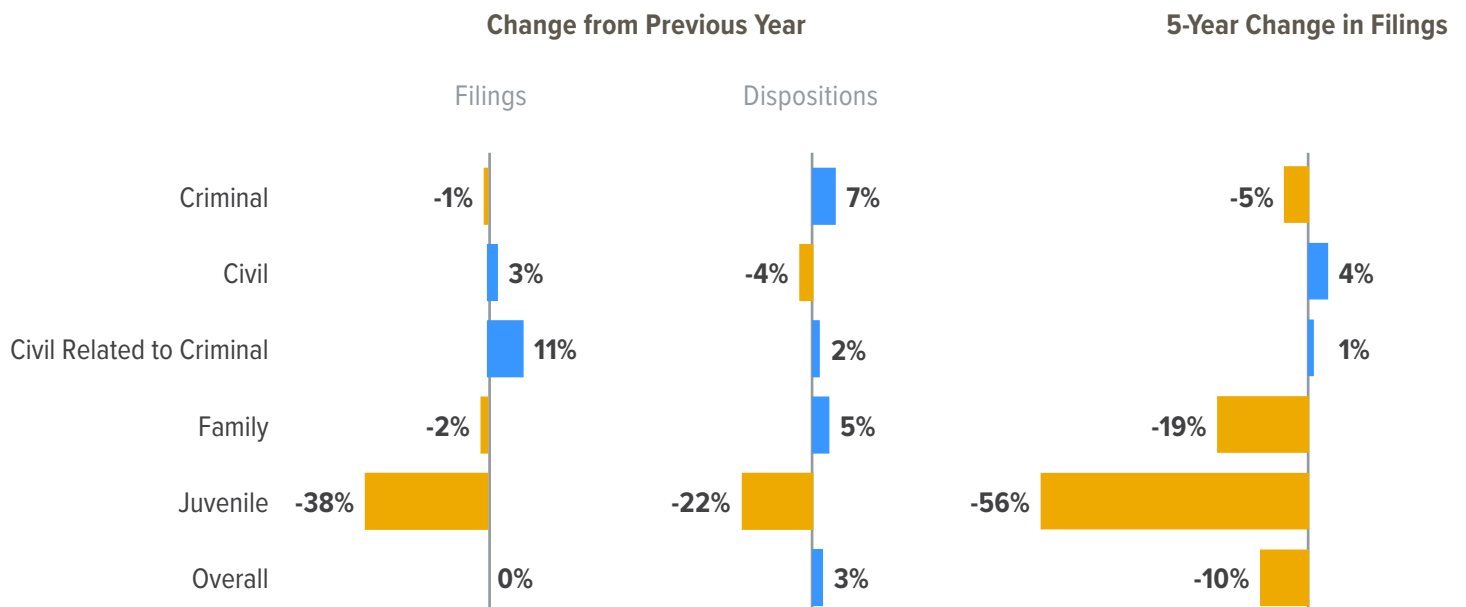
## CASES FILED

After a significant decrease in filings and dispositions in 2020 due to the pandemic, filings declined by only 0.3 percent and dispositions increased by 3 percent in 2021. The number of active pending cases rose by 5 percent.



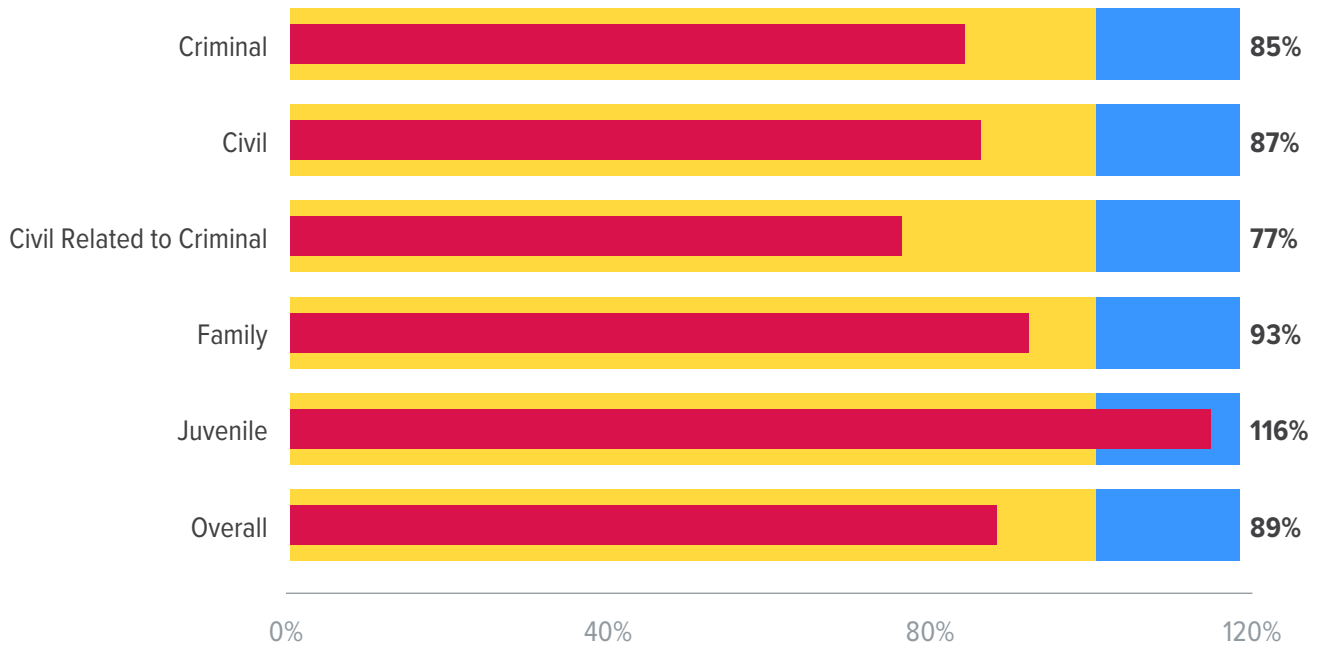
## CHANGE IN CASES FILED

With the exception of civil cases, filings decreased in 2021 and were lower than the number of cases filed 5 years prior.

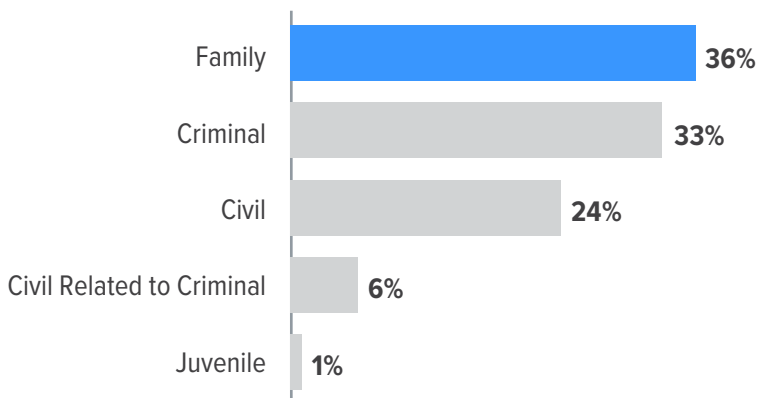


## CLEARANCE RATES

Except for juvenile cases, the clearance rates for all case types were below 100 percent, indicating that backlogs were growing, particularly in civil related to criminal cases.



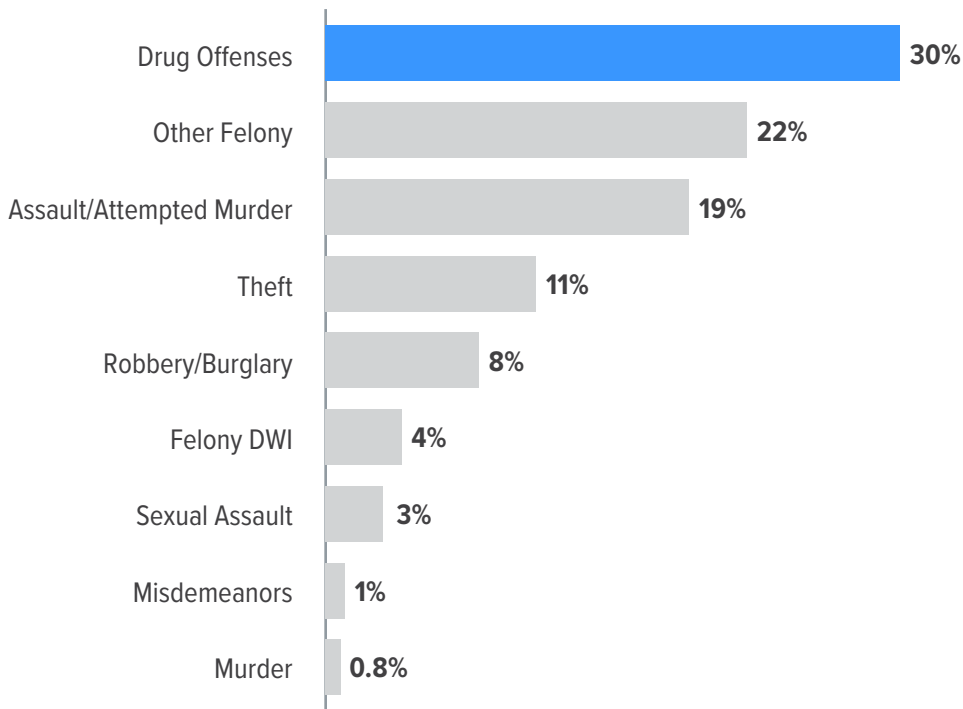
Thirty-six percent of the almost 820,000 cases filed in district courts were family cases. Criminal cases filed accounted for one-third of the total cases filed.



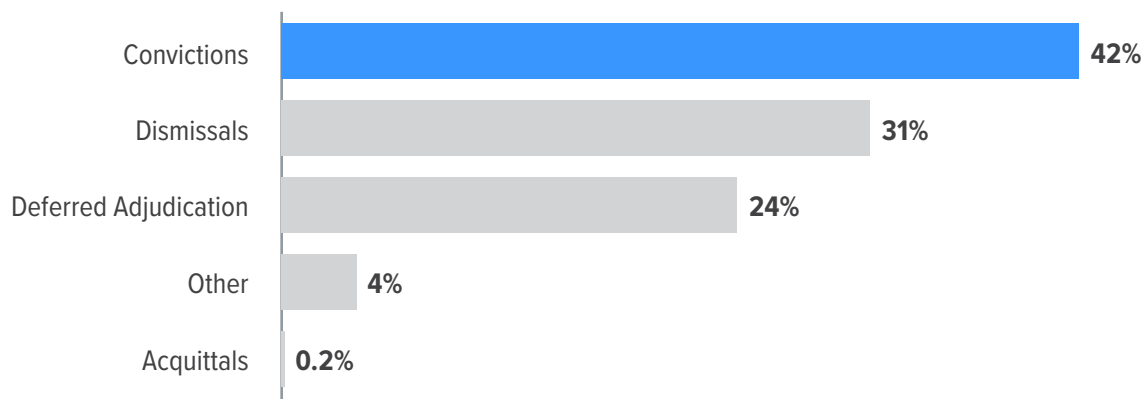


## Criminal Cases


Drug cases accounted for 30 percent of the approximately 267,000 criminal cases filed.




Convictions accounted for 42 percent of the 184,000 criminal cases disposed (excluding motions to revoke probation or community supervision).



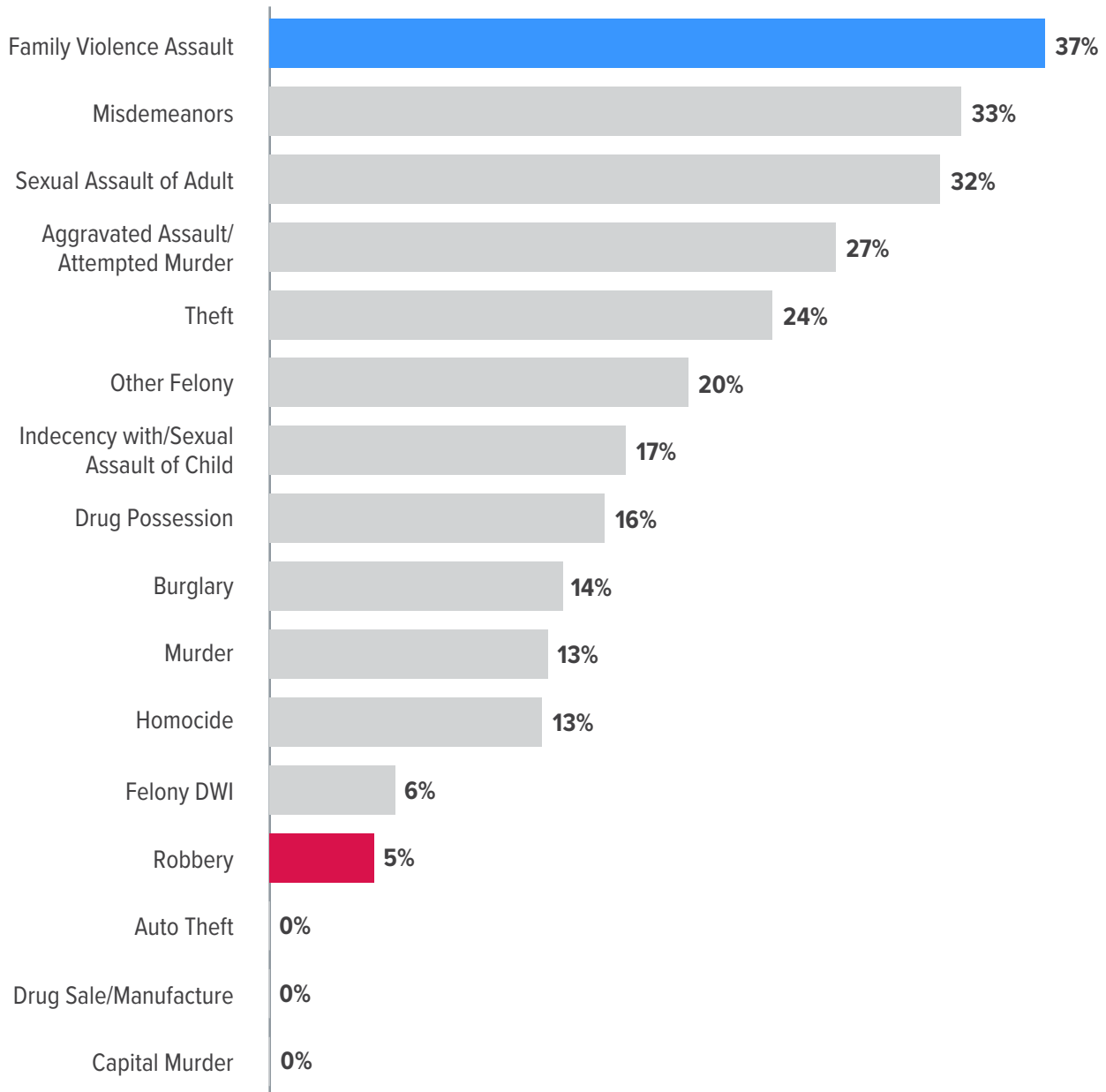
Most convictions resulted from a guilty or no contest plea.



Most trials by judge and trials by jury resulted in conviction. Defendants were most likely to be acquitted after a jury trial.

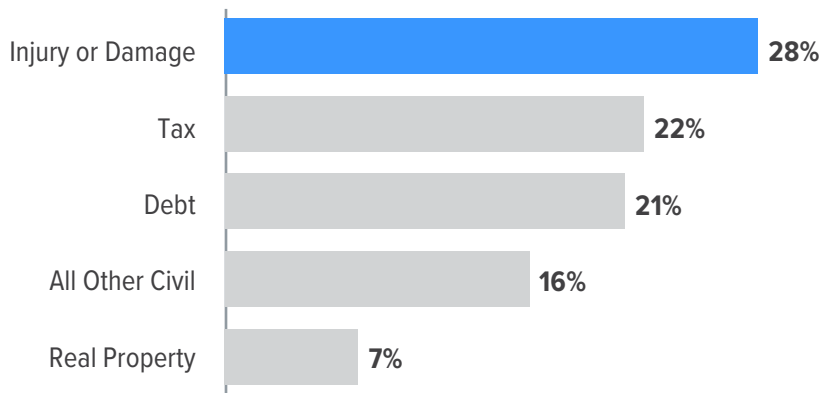


Acquittal rates by a jury were highest in cases involving family violence assault and lowest in robbery cases. Unlike last year, courts reported zero acquittal cases in capital murder, drug sale or manufacture, and auto theft cases in 2021.

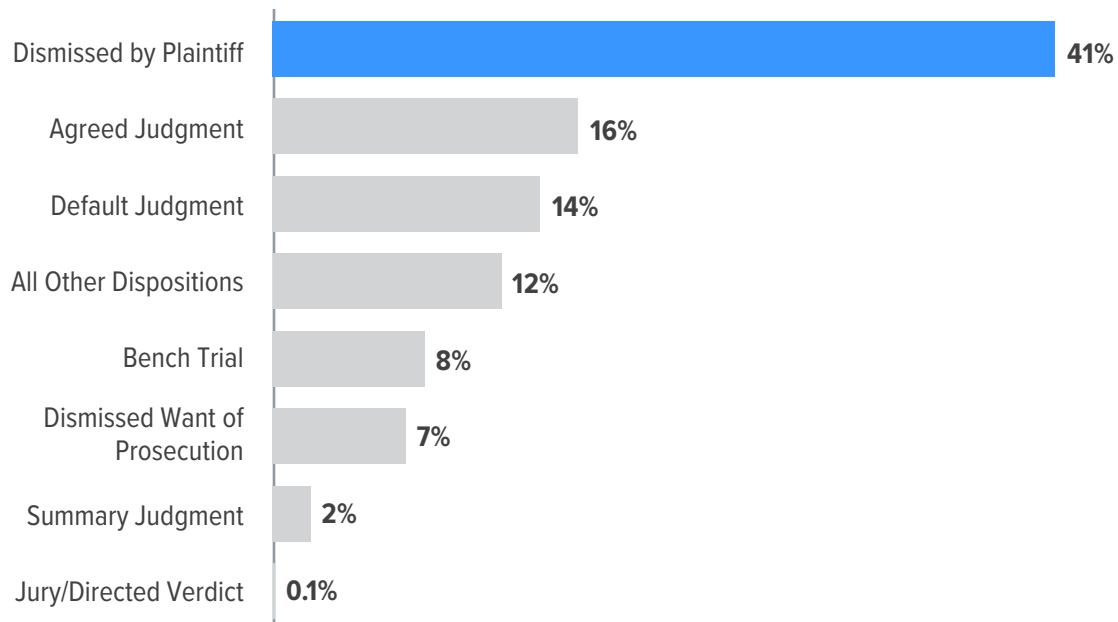


## Civil Cases

Injury or damage cases accounted for almost 30 percent of more than 198,000 civil cases filed in 2021, not including the more than 51,000 civil cases related to criminal matters filed that same year. Eighty percent of the injury or damage cases involved a motor vehicle.

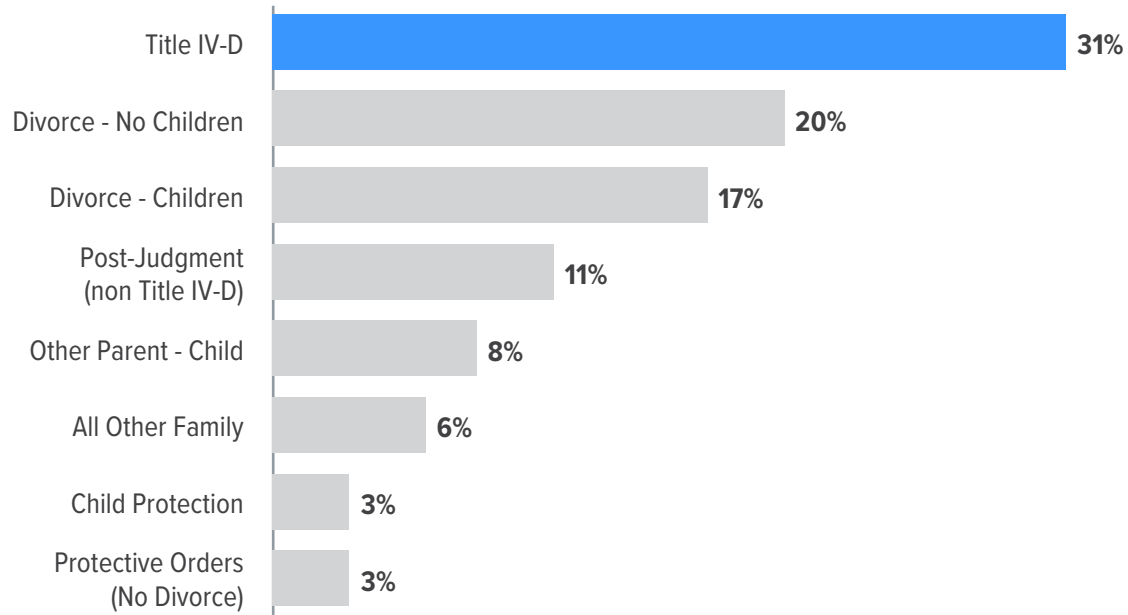


Excluding civil cases related to criminal matters, 41 percent of the nearly 173,000 cases disposed of were dismissed by the plaintiff.

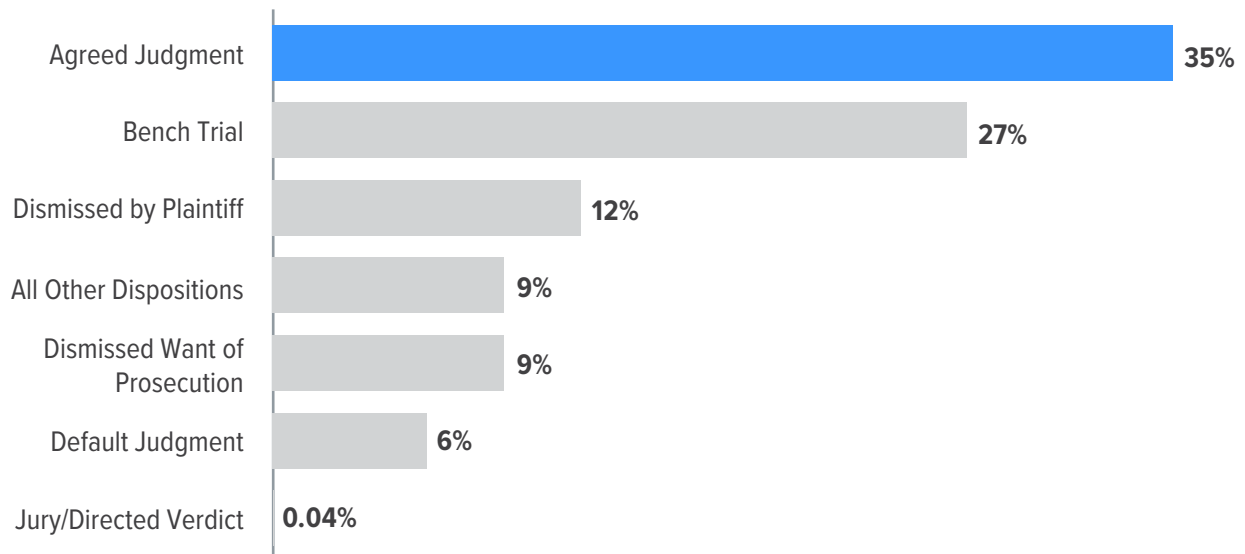


## Family Cases

Title IV-D (child support) cases accounted for 31 percent of the almost 292,000 family cases filed.

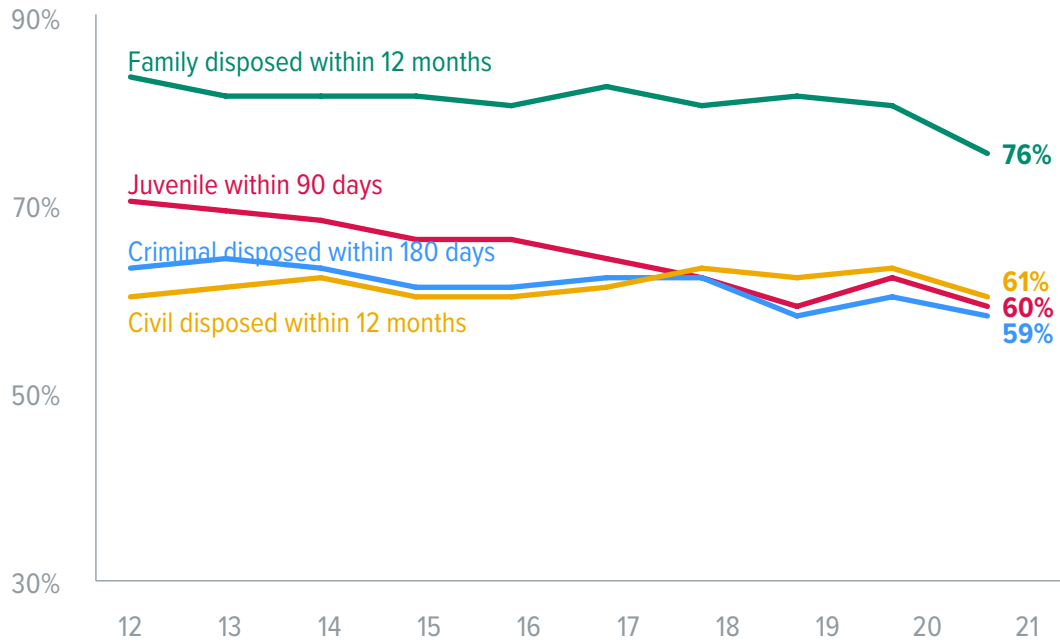


Agreed judgments accounted for the largest share of the slightly more than 272,000 family cases disposed.



## CASE PROCESSING TIMES

The percentage of family and civil cases disposed within 12 months declined from the previous year, as did the percentage of juvenile cases disposed within 90 days and criminal cases disposed within 180 days.



# STATUTORY COUNTY COURTS

## CASELOAD AND OUTCOMES

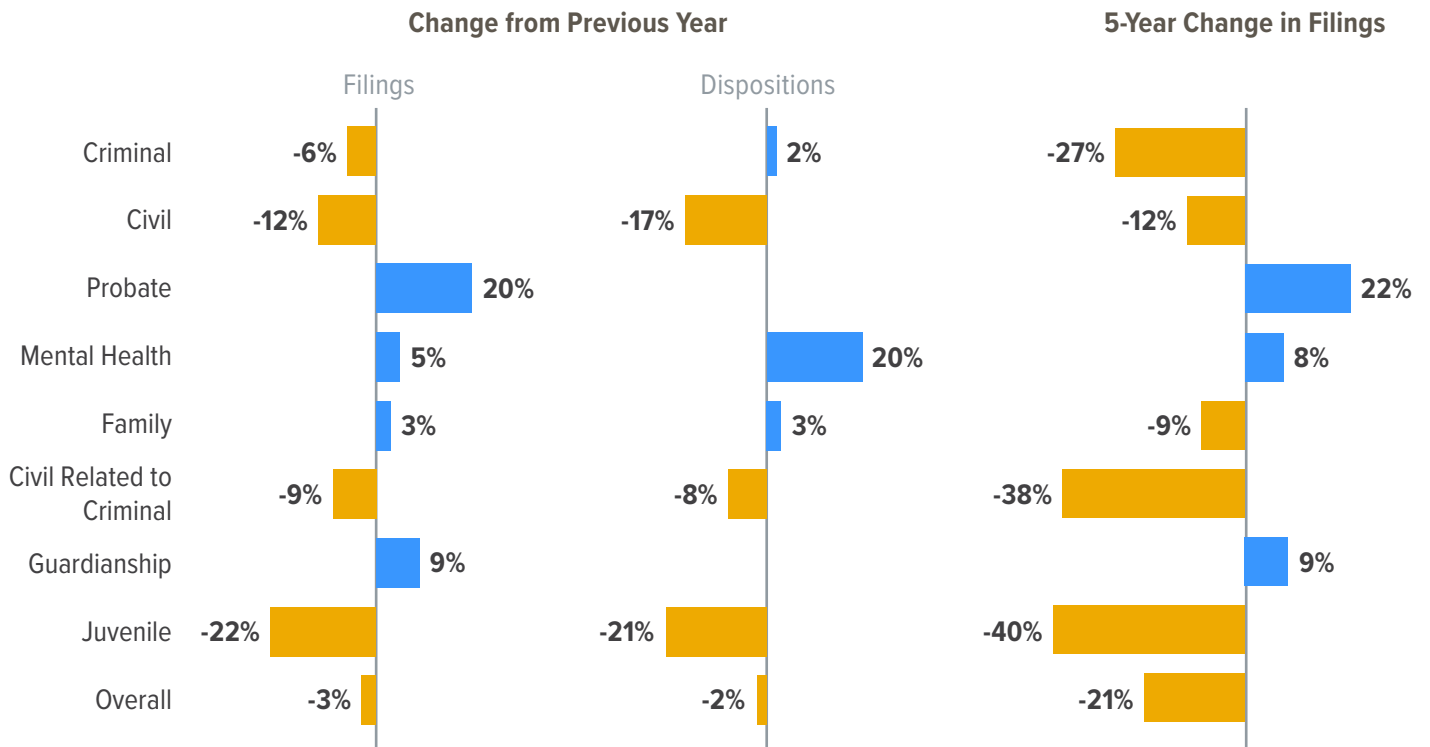
In 2021, filings and dispositions declined slightly by 3 percent and 2 percent, respectively. The number of cases pending at the end of the fiscal year remained relatively unchanged from the previous year.



\*Probate and mental health case dispositions and pending cases not included.

## CHANGE IN CASES FILED

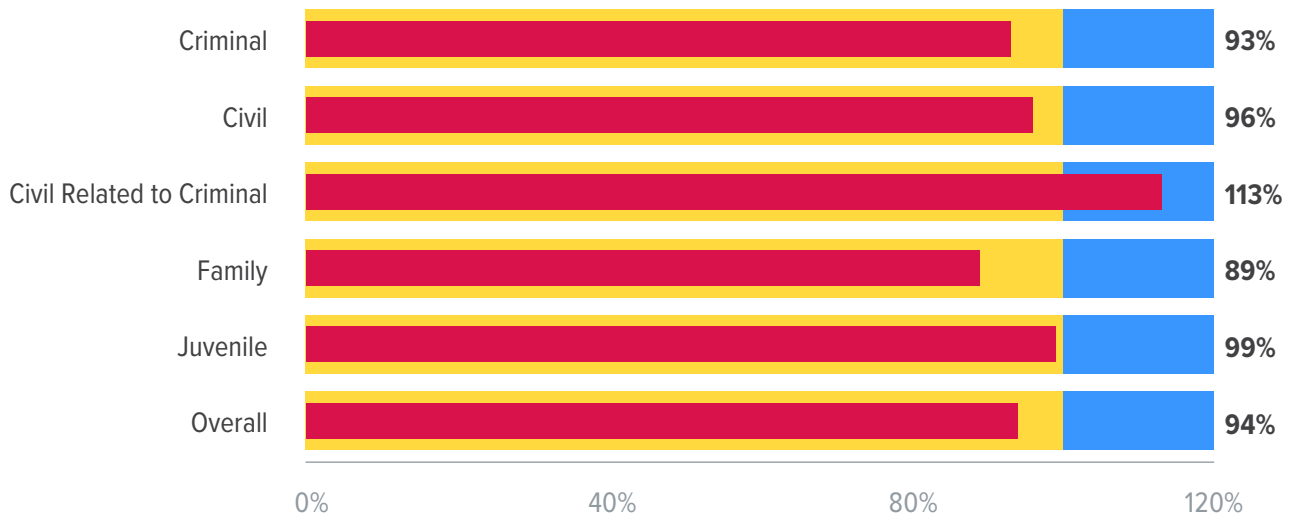
In 2021, criminal, civil, and juvenile case filings declined, while guardianship, mental health, and family cases increased, and probate cases grew substantially.



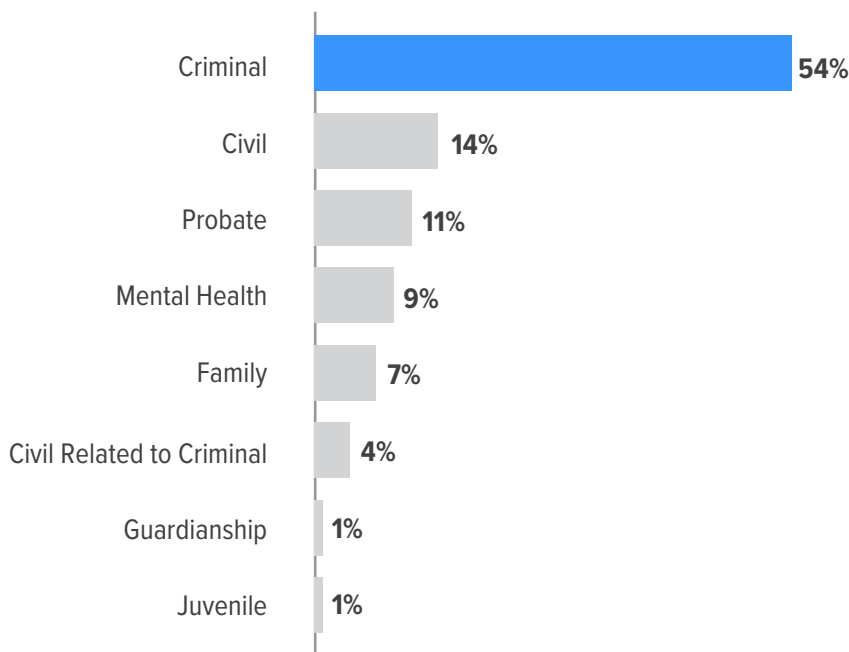
\* Data on probate and guardianship case dispositions are not collected.

## CLEARANCE RATES

The clearance rates for all case types except civil cases related to criminal matters were below 100 percent, indicating that backlogs were growing, particularly in the family caseload.



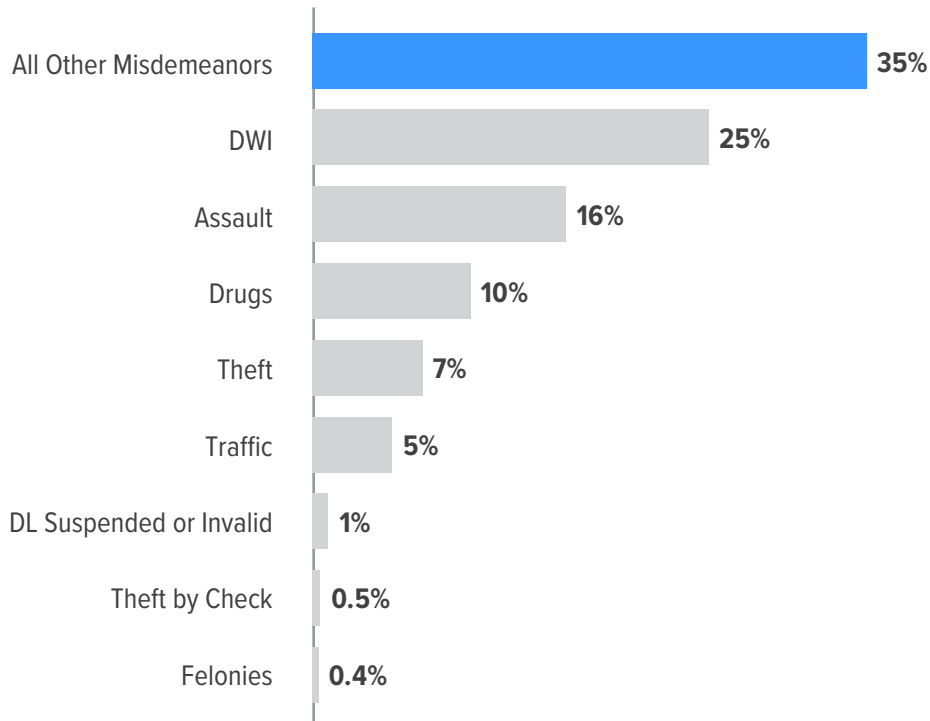
A majority of the approximately 565,000 cases filed in statutory county courts were criminal cases, the lowest percentage over the last decade. Involuntary mental health commitments grew to its highest percentage of the courts' caseload, surpassing family cases.



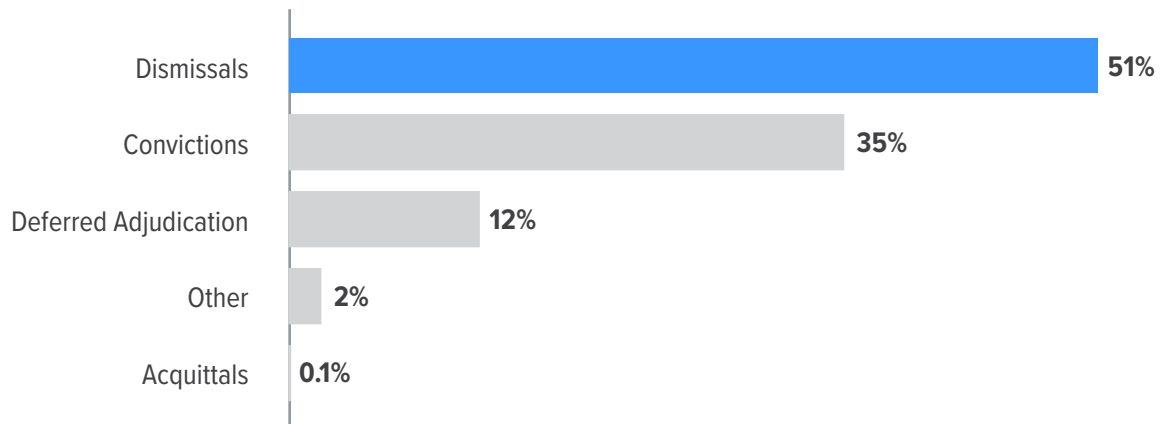


## Criminal Cases


"All other misdemeanor" cases accounted for 35 percent of the more than 307,000 criminal cases filed.



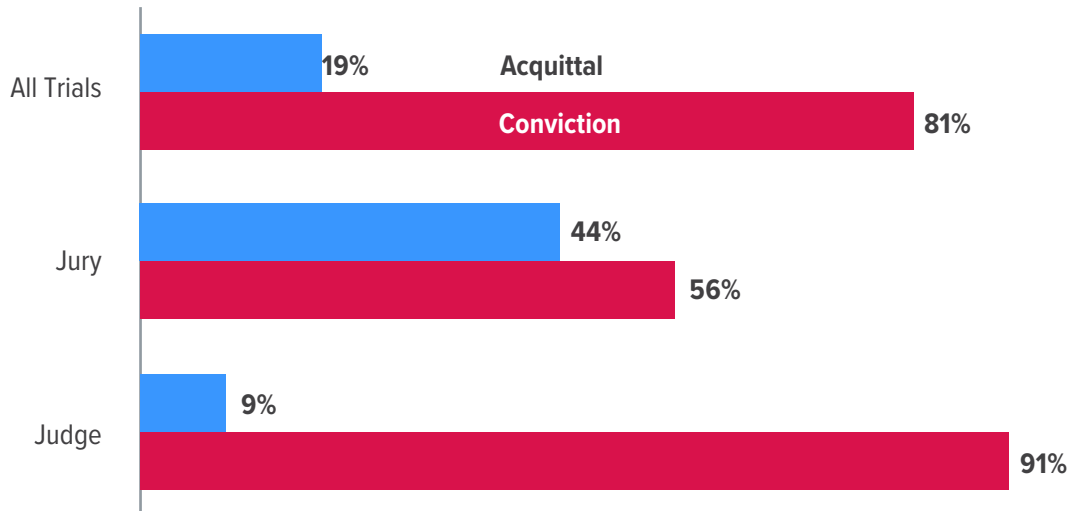
In 2021, dismissals accounted for just over half of the more than 270,000 criminal cases disposed (excluding motions to revoke probation or community supervision), a new high. Convictions, which had been declining since 2014, reached a new low of 35 percent.



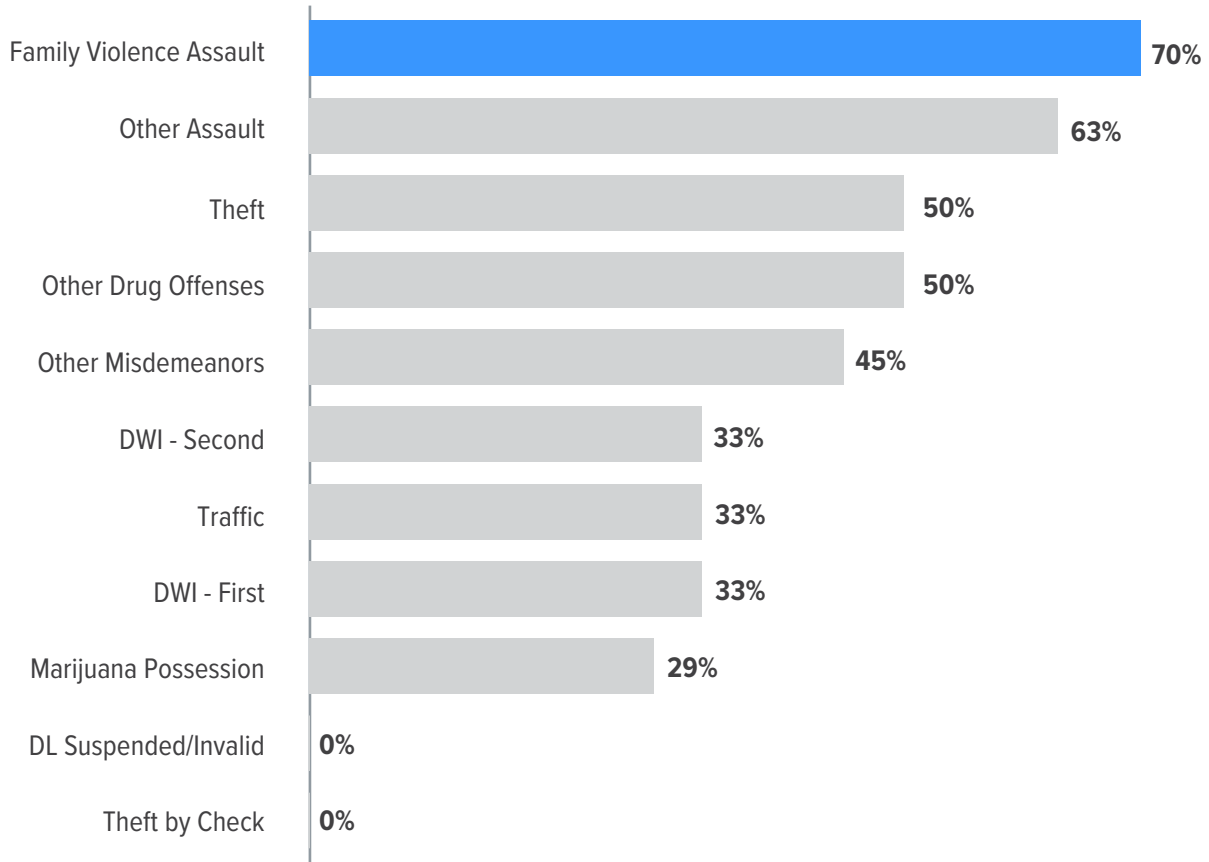
Most convictions resulted from a guilty or no contest plea. Less than 1 percent of cases were disposed of by trial by judge, and only 0.2 percent were disposed of by jury trial.



Overall, 81 percent of trials resulted in conviction. Defendants were more likely to be acquitted in jury trials than in trials by judge.

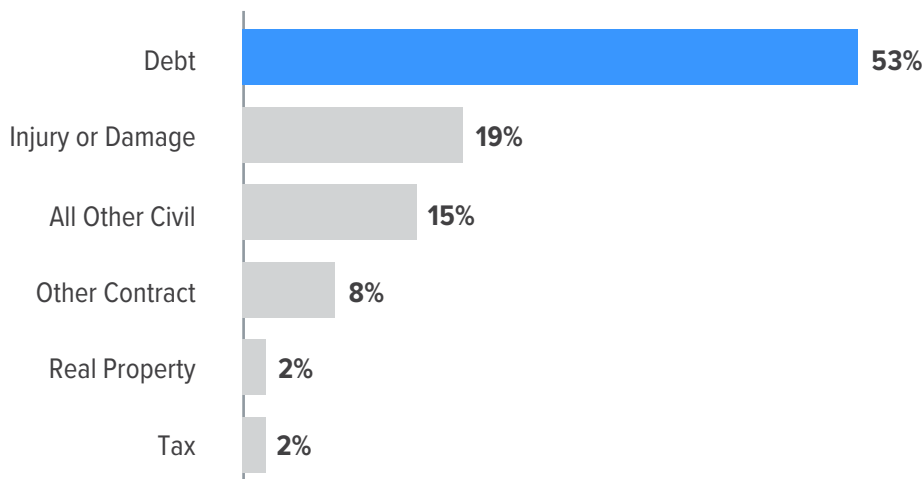


Acquittal rates by a jury were the highest in family violence assault cases and lowest in marijuana possession cases.

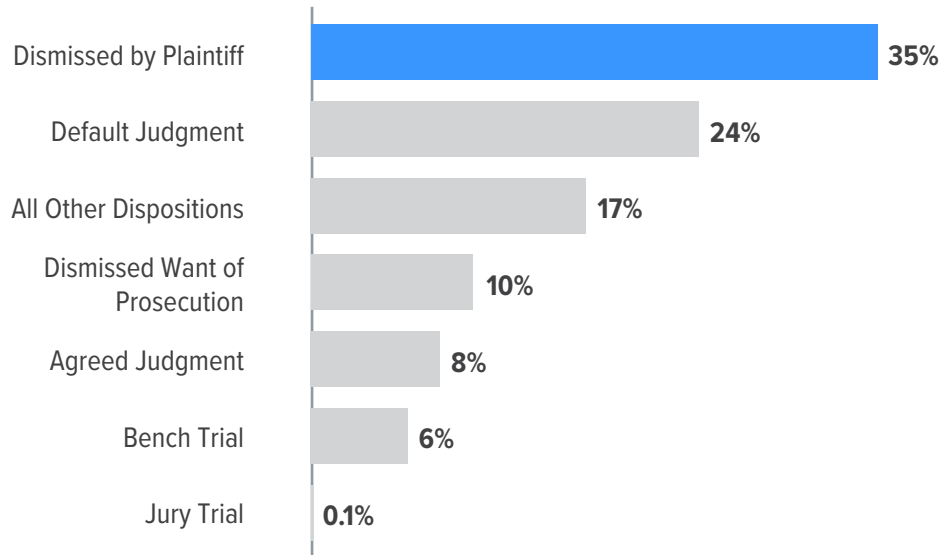


### Civil Cases

Excluding the close to 20,000 civil cases related to criminal matters (i.e., bond forfeiture, occupational license, nondisclosure, and other matters), debt cases accounted for more than half of the nearly 79,000 other civil cases filed.

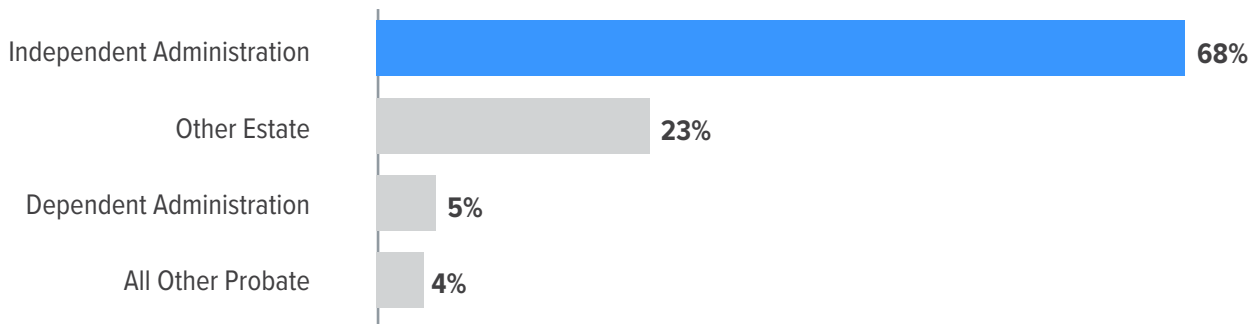


Excluding civil cases related to criminal matters, more than one-third of the approximately 76,000 cases disposed of were dismissed by the plaintiff, and another 24 percent resulted in a default judgment.




### *Probate and Guardianship Cases*

More than two-thirds of the 60,000 probate cases filed were estate cases involving an application for independent administration.

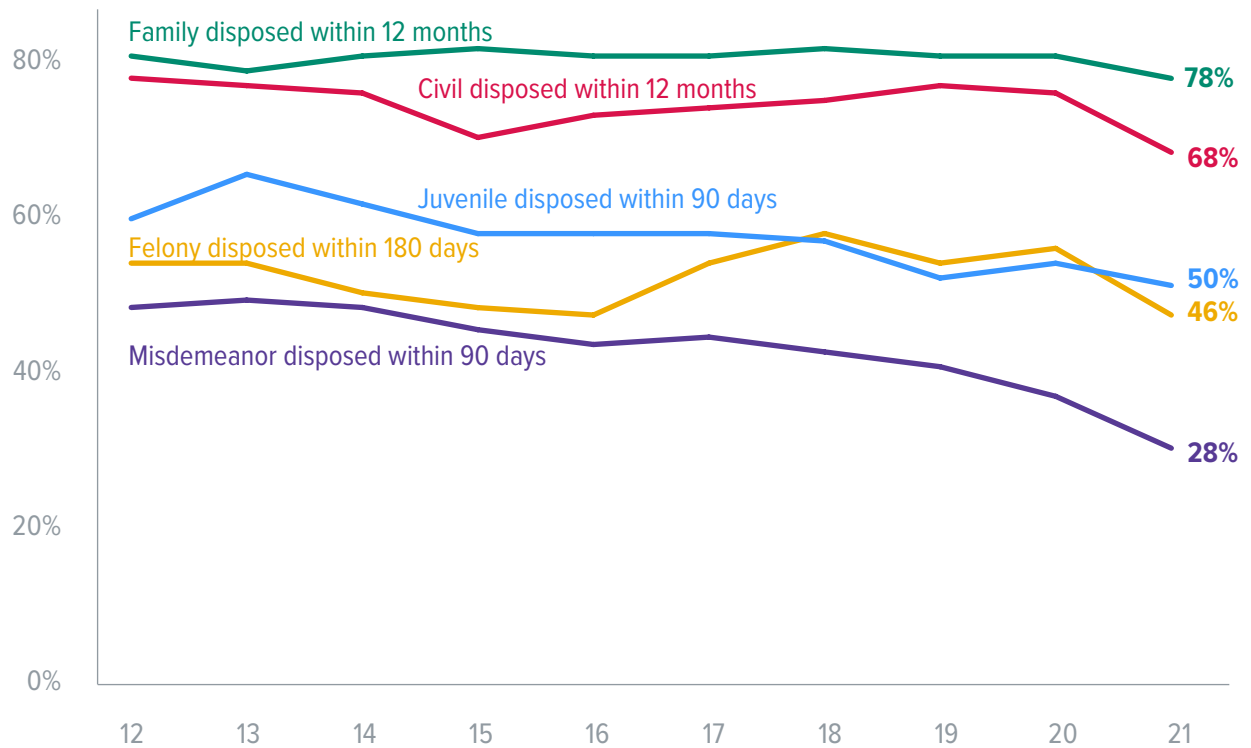


Most of the nearly 8,100 guardianship cases filed in 2021 related to the guardianship of an adult.



### CASE PROCESSING TIMES

In 2021, fewer cases were disposed of within recommended timelines than in the previous year.

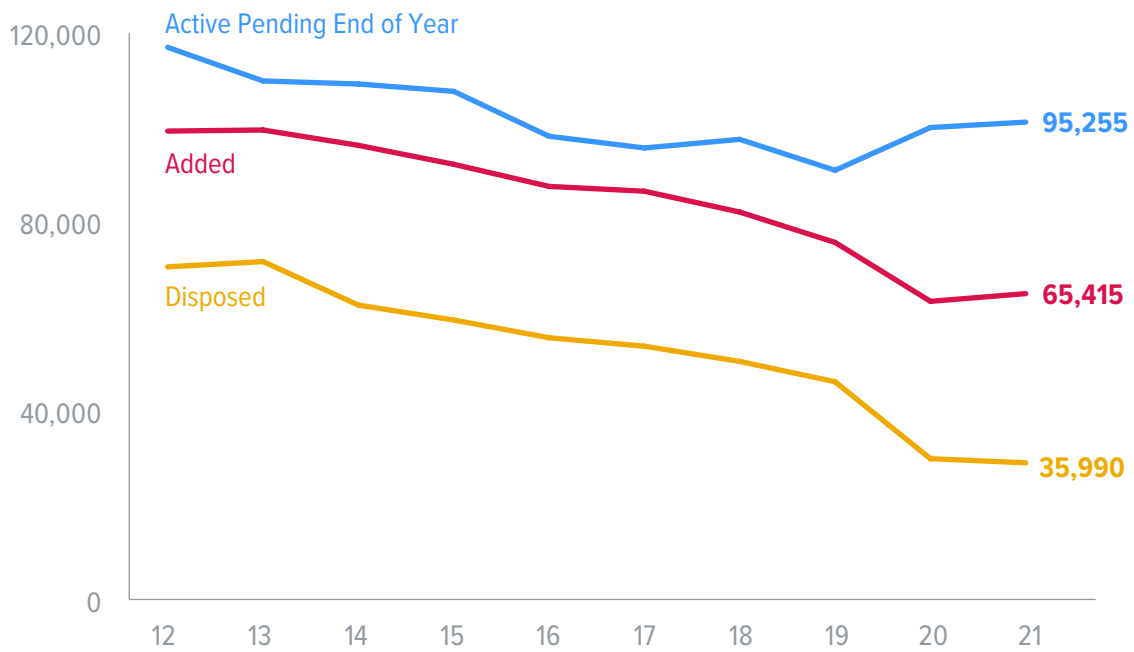


# CONSTITUTIONAL COUNTY COURTS

In 2021, the county judge in 43 counties either had no judicial function or assisted only on an as-needed basis with cases filed in another court.

## CASELOAD AND OUTCOMES

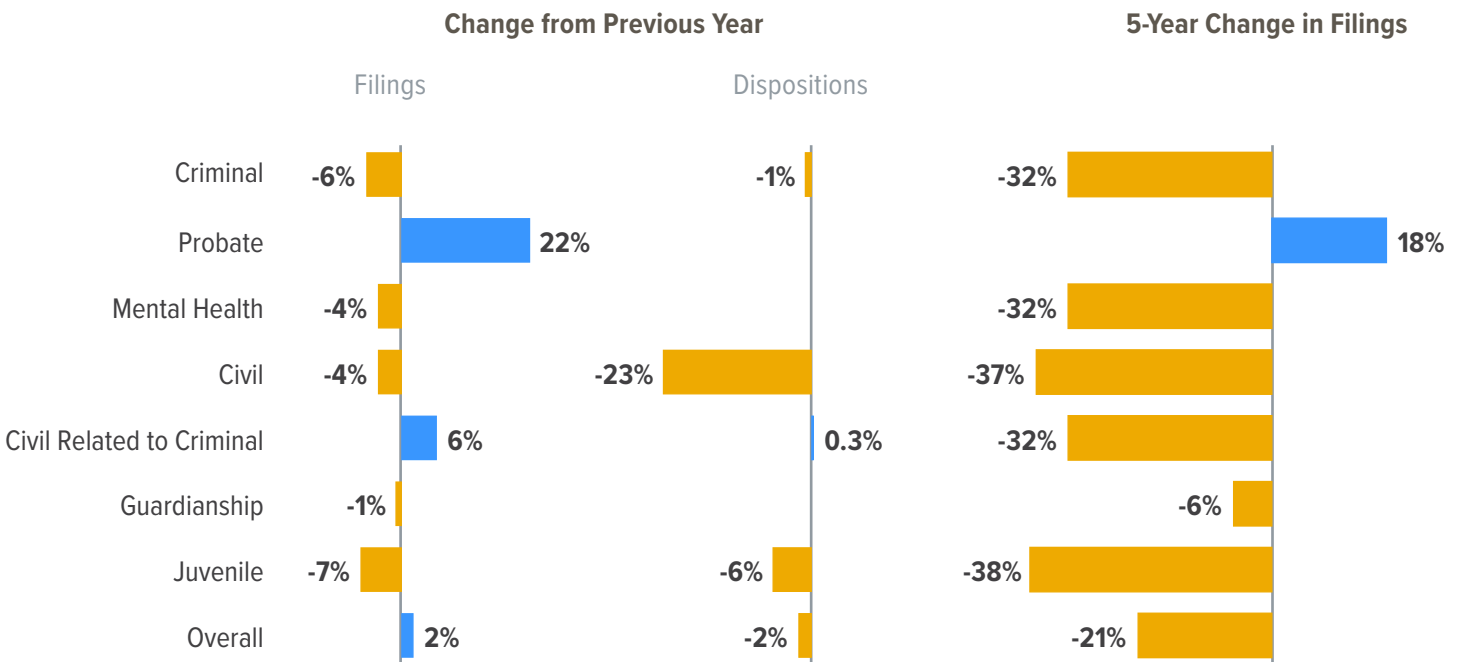
After a decade of declines, filings increased by 2 percent in 2021. Dispositions declined by 2 percent, resulting in a 1 percent increase in cases pending at the end of the fiscal year.



Probate and mental health case dispositions and pending cases not included.

## CHANGE IN CASES FILED

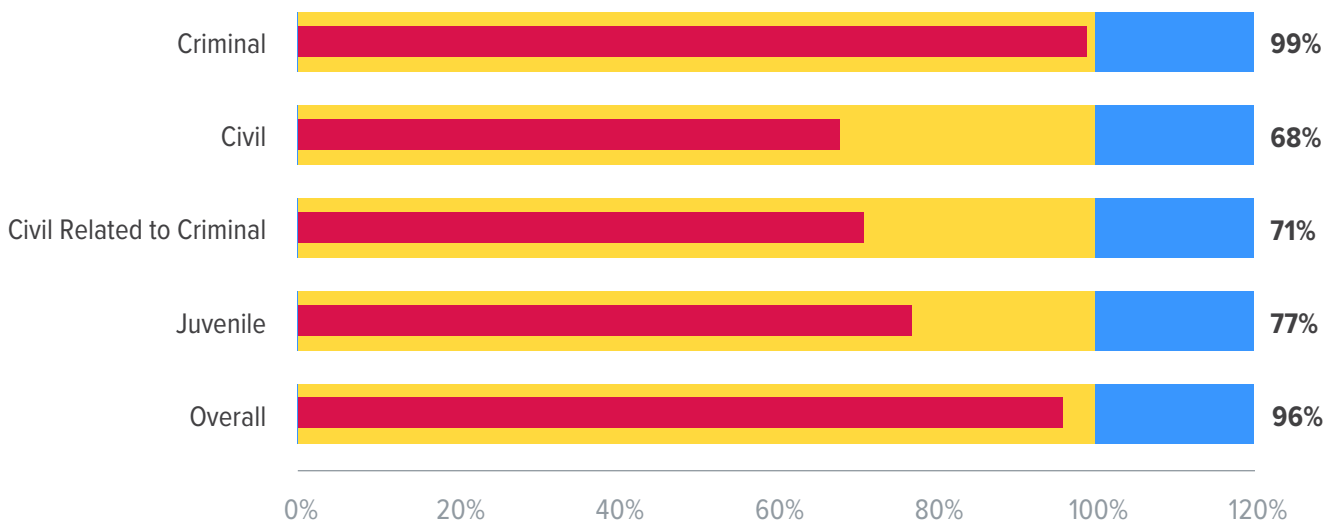
In 2021, filings declined in every case category except for probate and civil cases related to criminal matters. The number of civil case dispositions fell by almost one-quarter. Over the last 5 years, filings have declined significantly in all case types except probate and guardianship.



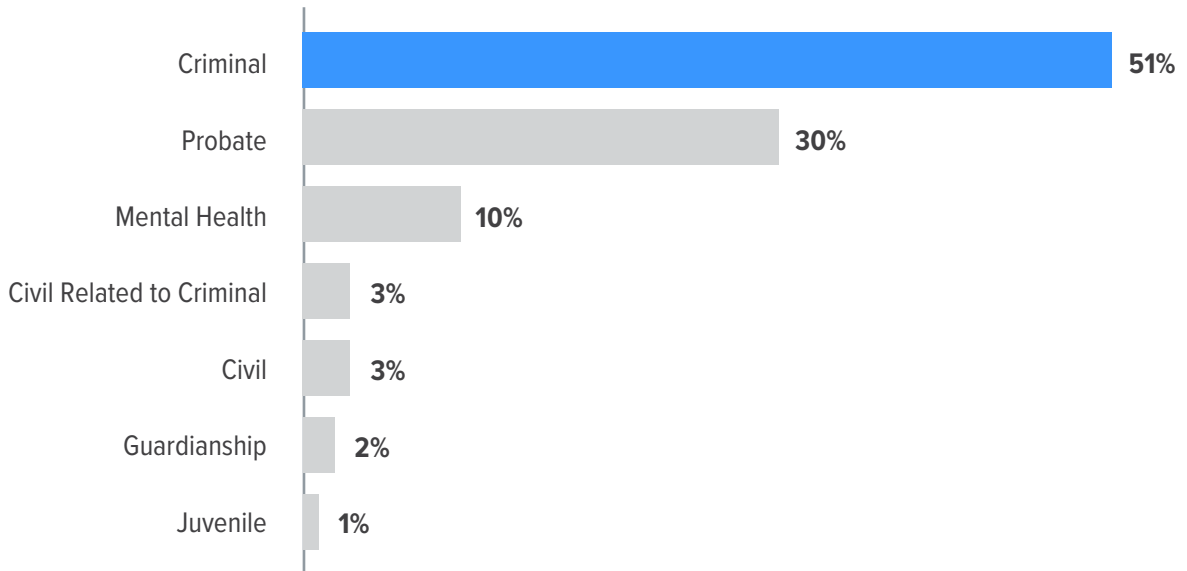
\* Data on probate and guardianship case dispositions are not collected.

## CLEARANCE RATES

The clearance rate in all case types was less than 100 percent, indicating growing backlogs, especially in case types other than criminal.

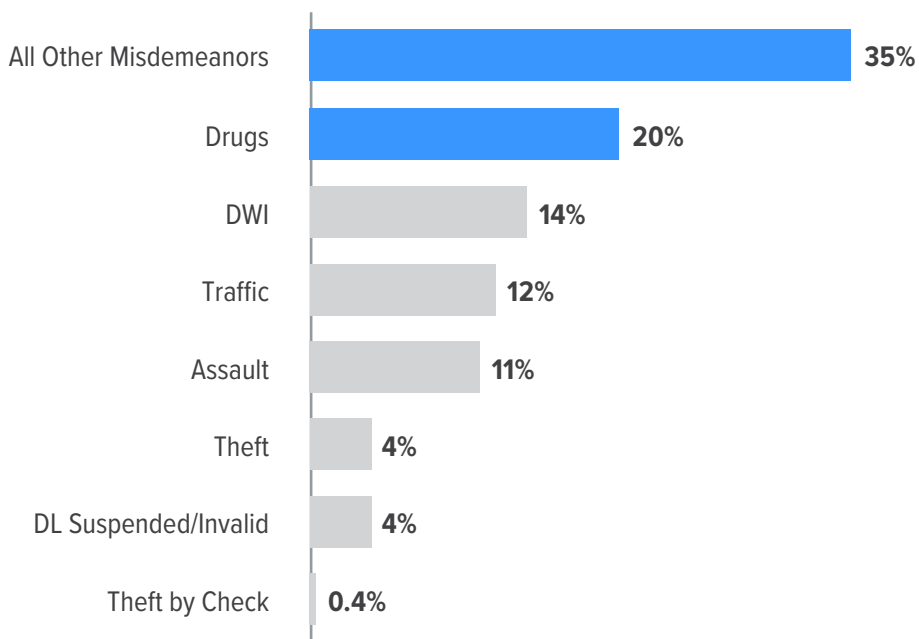


The majority of the more than 65,000 cases filed in constitutional county courts were criminal cases.



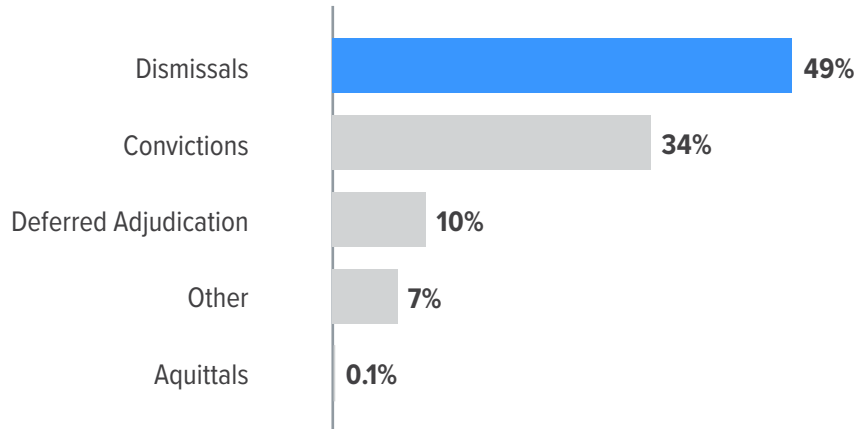
### *Criminal Cases*

"All other misdemeanor" cases accounted for 35 percent of the more than 33,000 misdemeanor cases filed, and drug cases accounted for one-fifth of cases.






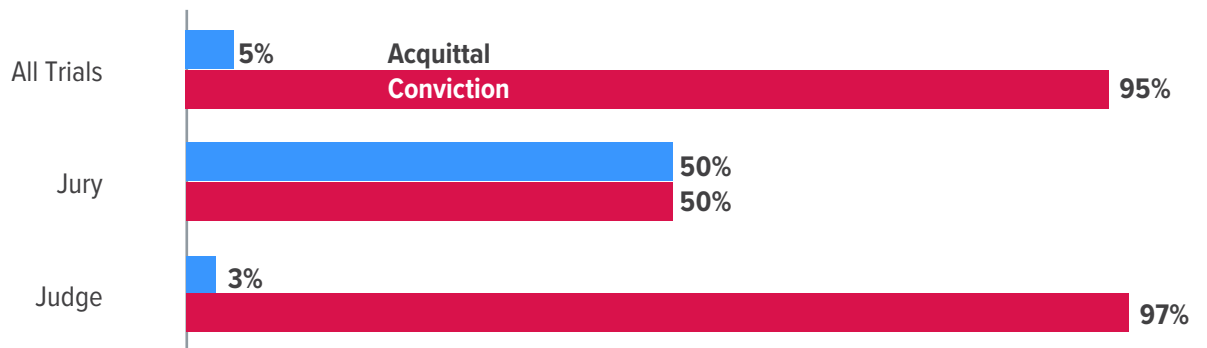
Almost half of the approximately 32,000 criminal cases disposed (excluding motions to revoke probation or community supervision) were dismissed, almost matching the 2020 dismissal rate, which was the highest in the last decade. Convictions declined to 34 percent of cases disposed.



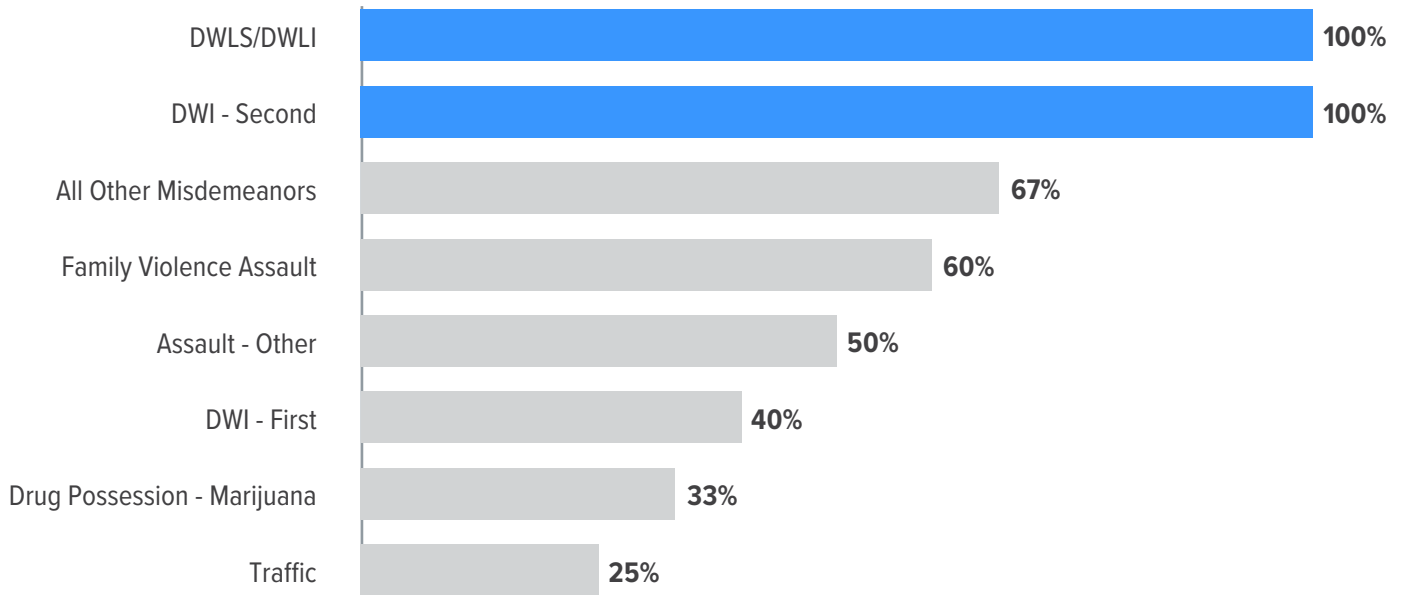
Most convictions resulted from a guilty or no contest plea.



Nearly all trials by judge resulted in conviction, while nearly half of jury trials resulted in acquittal.

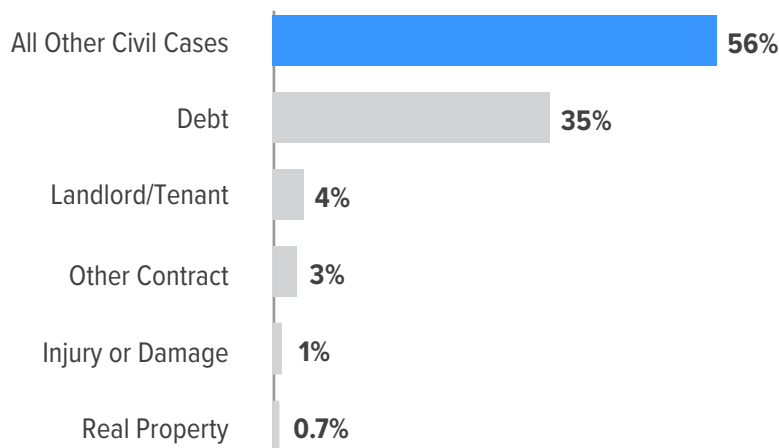


Acquittal rates by a jury were highest in the one case involving driving with a suspended or invalid license and the one case involving a second driving while intoxicated offense. Acquittal rates were lowest in traffic cases.

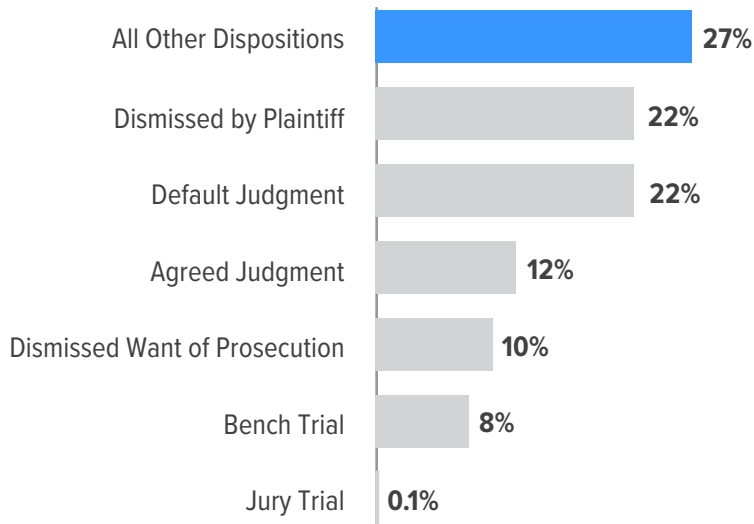


### Civil Cases

Excluding the more than 2,000 civil cases related to criminal matters (i.e., bond forfeiture, occupational license, and nondisclosure), the majority of the remaining 1,700 civil cases filed were classified as Other Civil. Debt cases accounted for the next largest share at 35 percent of the caseload.

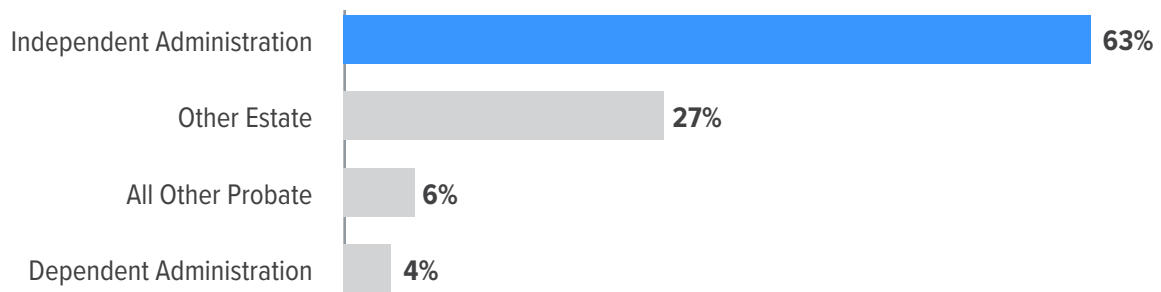


Excluding civil cases related to criminal matters, nearly 30 percent of cases disposed were reported under “all other dispositions,” a catch-all category. More than 20 percent of cases resulted in a default judgment, and another 22 percent were dismissed by the plaintiff.




### *Probate and Guardianship Cases*

More than 60 percent of the almost 20,000 probate cases filed were estate cases involving an application for independent administration. The proportions for each case type were identical to the filings in the previous year.

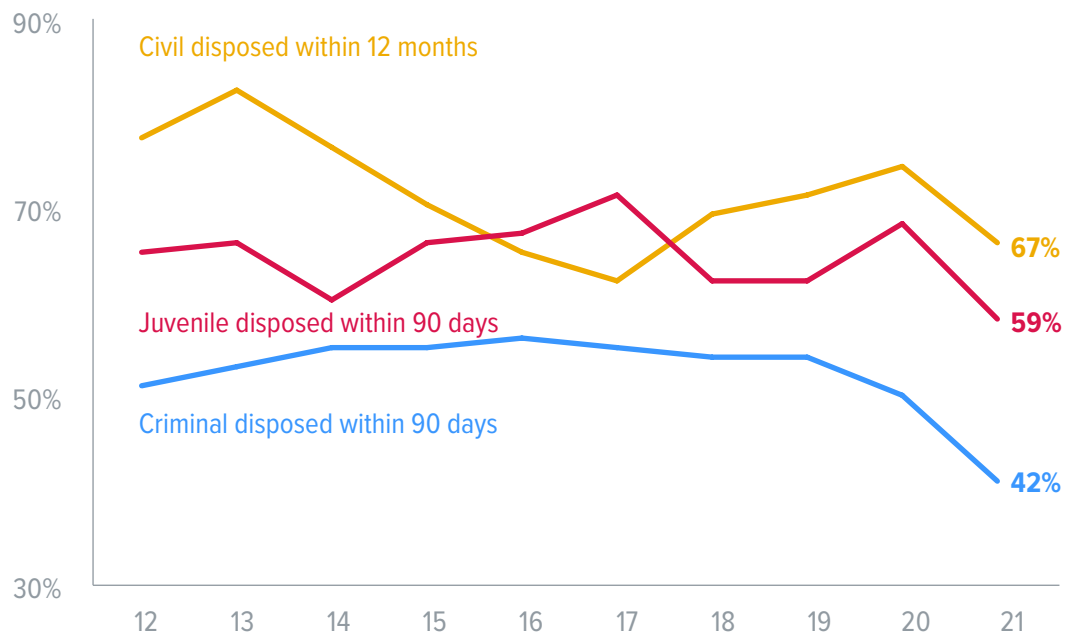


Most of the nearly 1,500 guardianship cases filed related to the guardianship of an adult.



### CASE PROCESSING TIMES

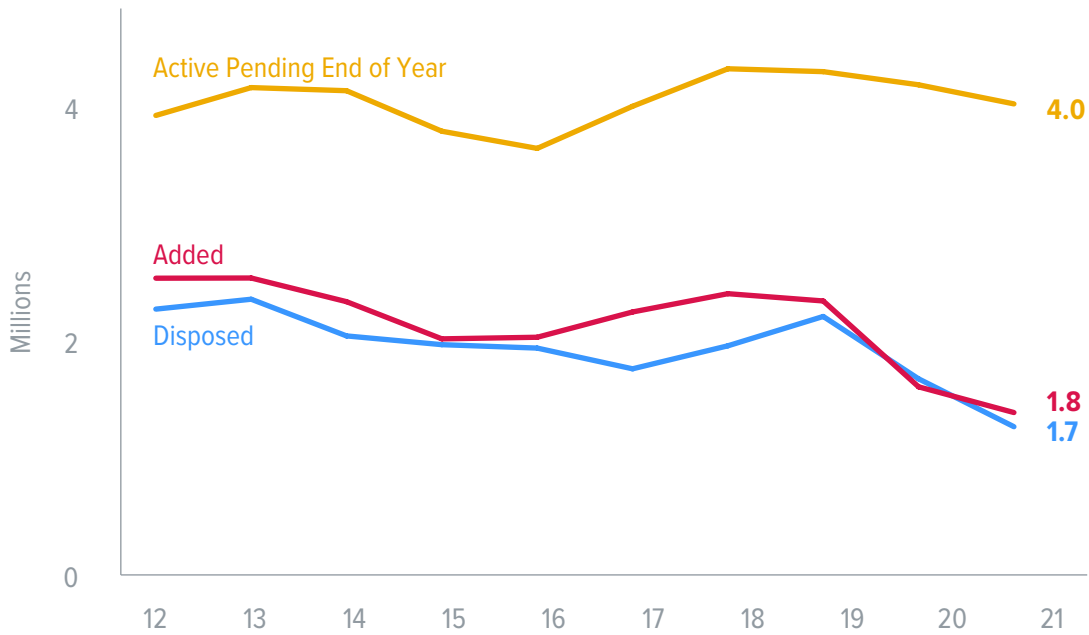
The percentage of civil cases disposed within 12 months, juvenile cases disposed within 90 days, and misdemeanor cases disposed within 90 days all declined significantly in 2021.



# JUSTICE COURTS

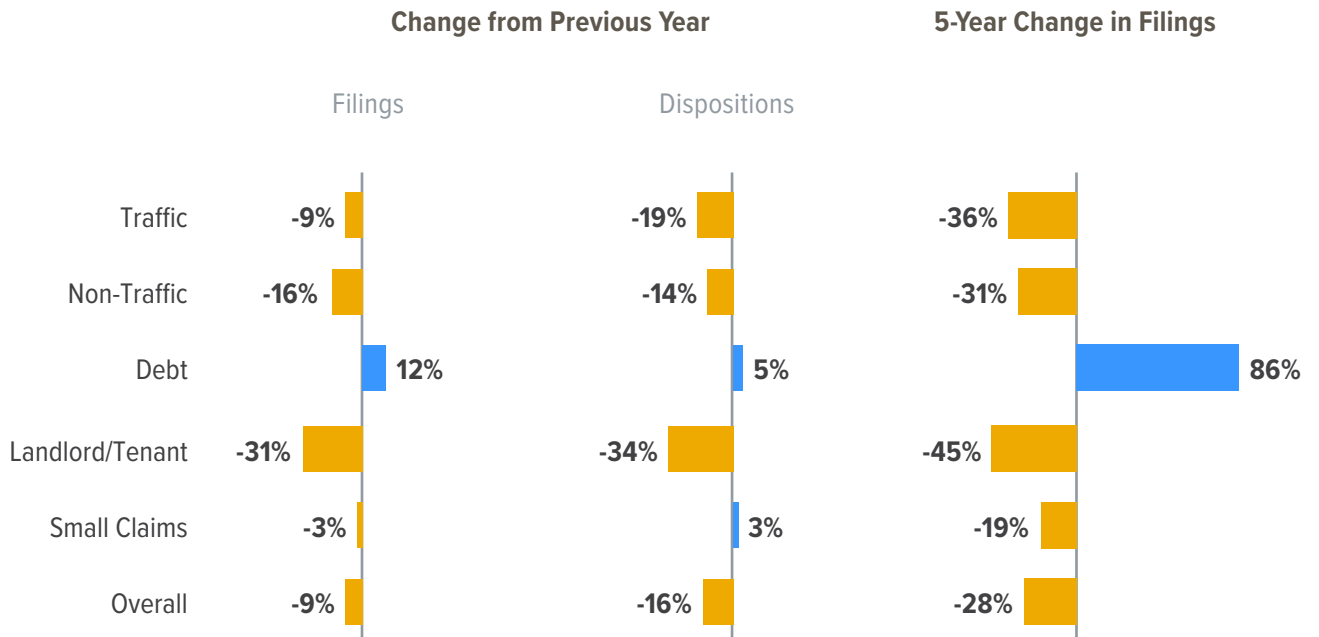
## CASELOAD AND OUTCOMES

The number of cases added decreased by 9 percent from the previous year, while the number of dispositions decreased by 16 percent. Active pending cases declined by 3 percent.



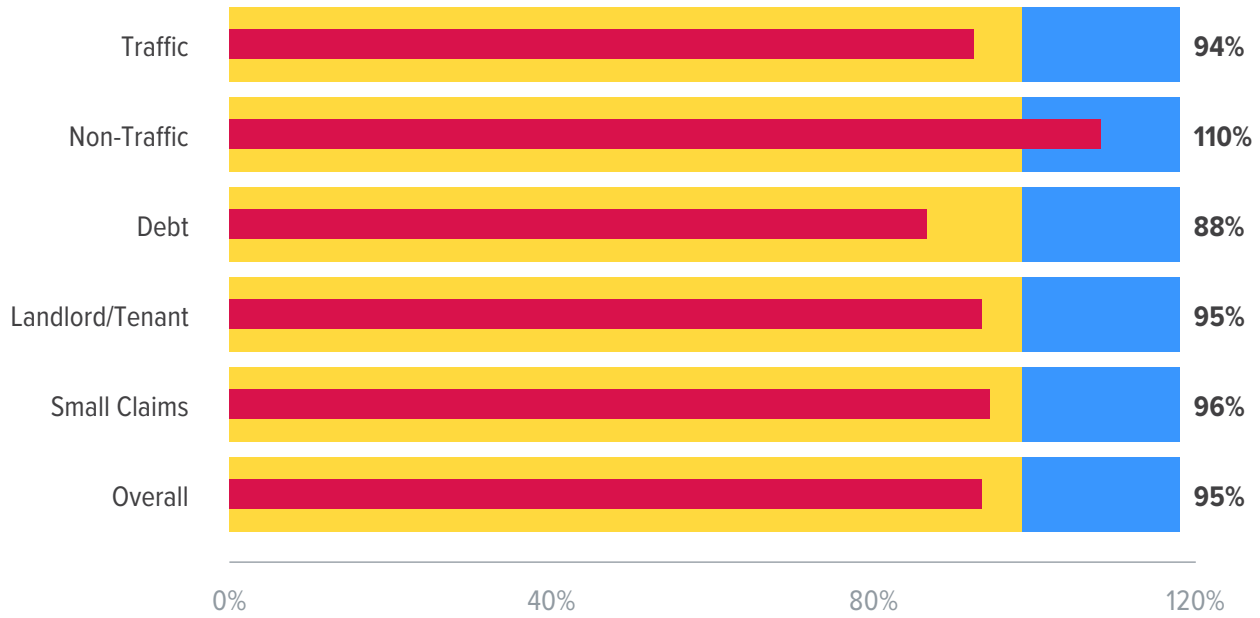
## CHANGE IN CASES FILED

In 2021, filings declined in every category except debt cases. Debt filings in 2021 were 86 percent higher than in 2017.

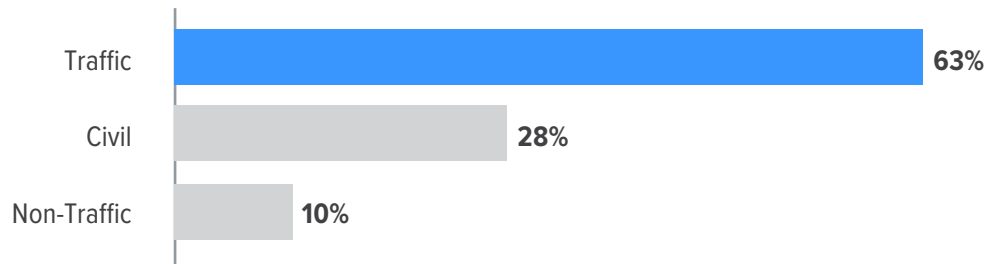


## CLEARANCE RATES

Except for non-traffic cases, the clearance rate in all case types was less than 100 percent, indicating growing backlogs.

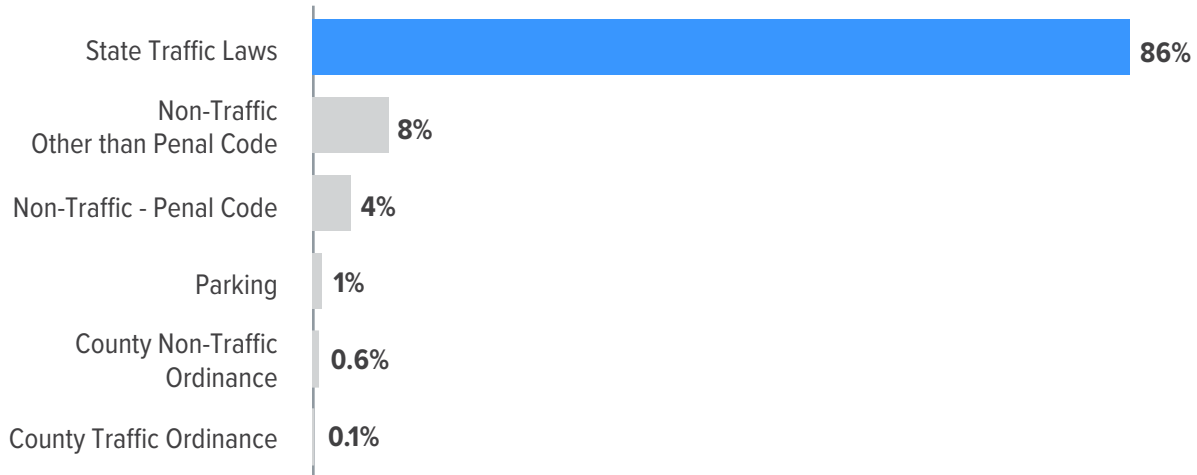


Almost two-thirds of the nearly 1.8 million cases filed in justice courts were traffic cases.



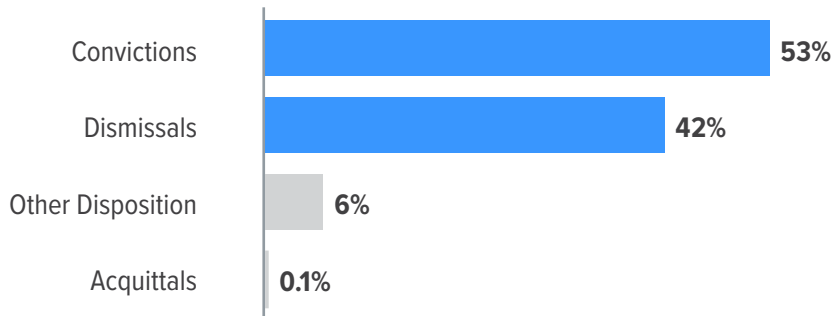
## *Criminal Cases*

The vast majority of a little over 1.3 million criminal cases filed involved violations of state traffic laws.




### Traffic Cases

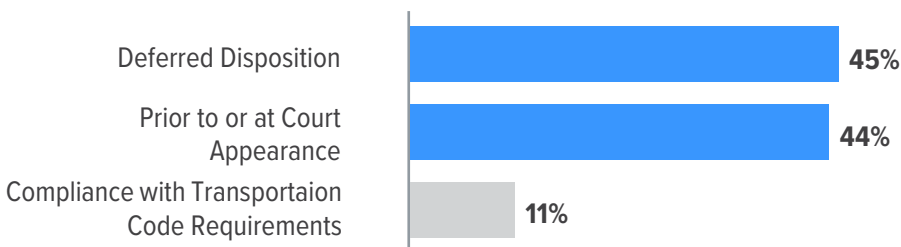
More than half of traffic cases resulted in a conviction, and more than 40 percent of cases resulted in a dismissal.



Just over 90 percent of convictions were the result of an uncontested guilty or no contest plea or payment of a fine without a plea being entered prior to a court appearance or trial.



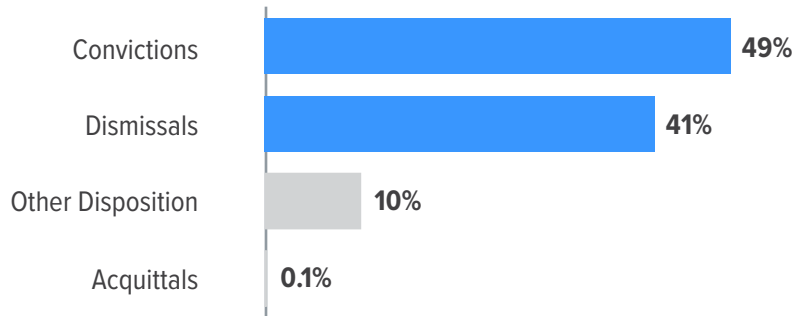
Forty-four percent of dismissals occurred prior to or at the defendant's court appearance or trial, and slightly more cases resulted in dismissals after the defendant completed the requirements of a deferred disposition.






### Non-Traffic Cases

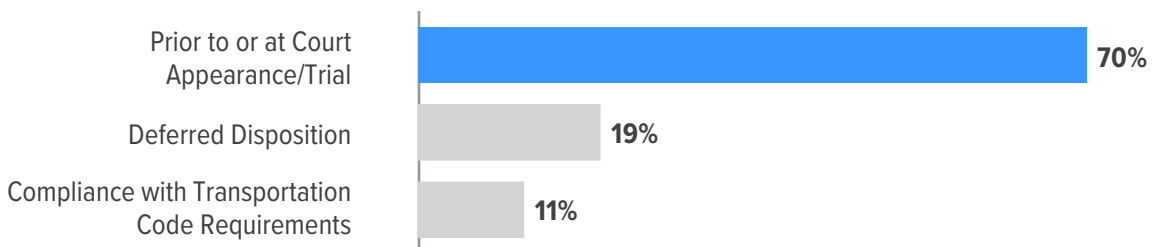
Nearly half of non-traffic cases resulted in conviction, and more than 40 percent resulted in dismissal.



Just over 90 percent of convictions were the result of an uncontested guilty or no contest plea or payment of a fine without a plea being entered prior to a court appearance or trial.




Seventy percent of dismissals occurred prior to or at the defendant's court appearance or trial.



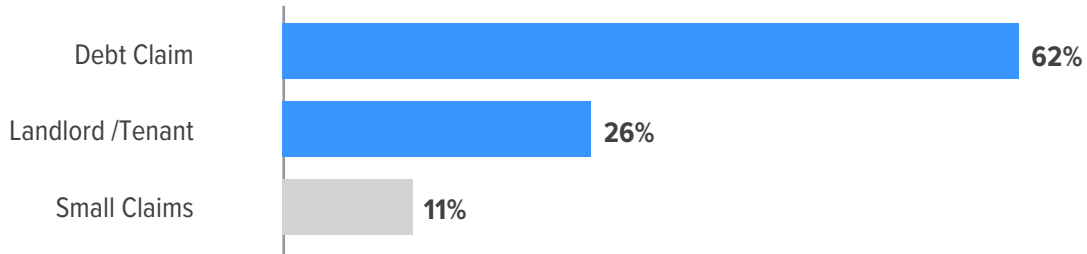
## *Trials*

Most trials resulted in a conviction, though the acquittal rate was higher in cases tried by a jury.

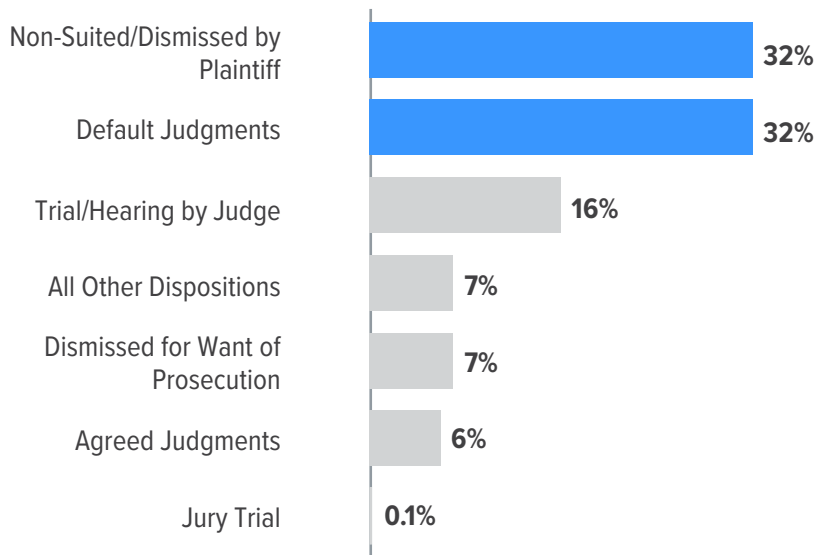


### Civil Cases

Debt cases accounted for the largest share of the more than 500,000 civil cases filed. Landlord/tenant cases fell as a percentage of total civil caseload due to moratoriums on eviction cases during the pandemic.

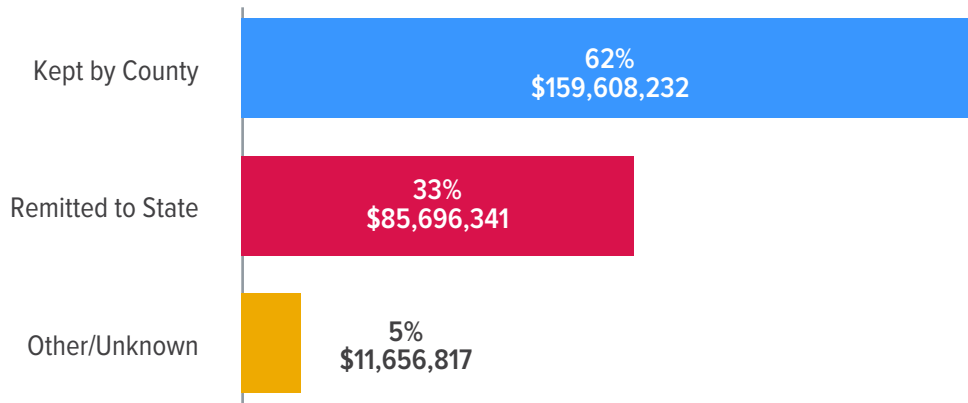


Civil cases were most frequently disposed of by dismissal of the case by the plaintiff or a default judgment.

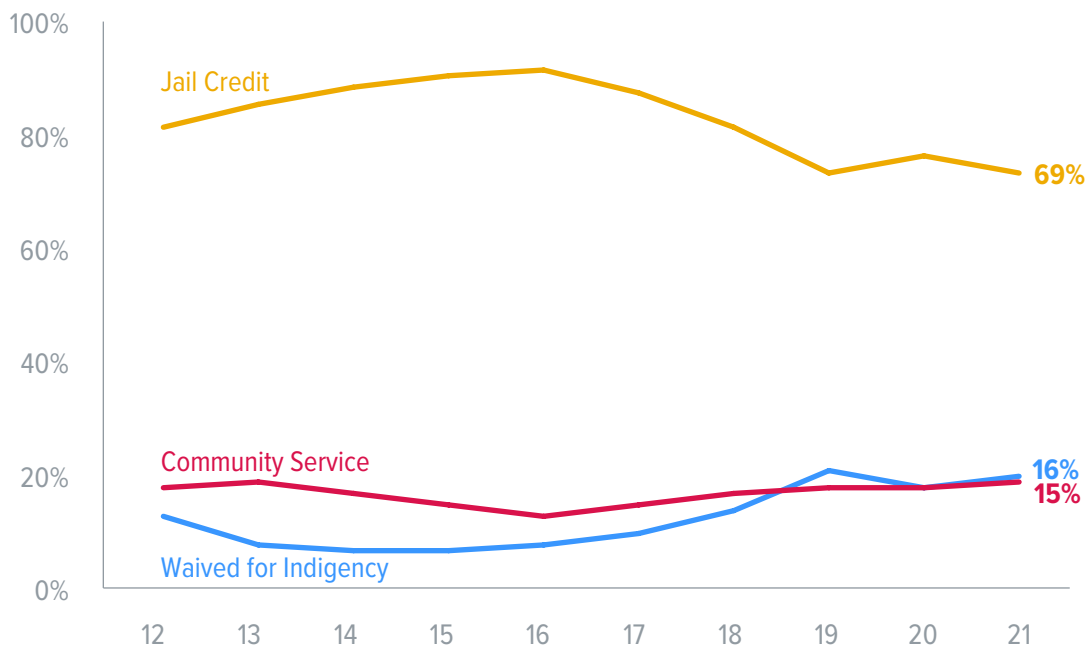


## SATISFACTION OF LEGAL FINANCIAL OBLIGATIONS

Approximately \$257 million in fines and court costs was collected by justice courts in 2021, more than 60 percent of which was retained by the counties.

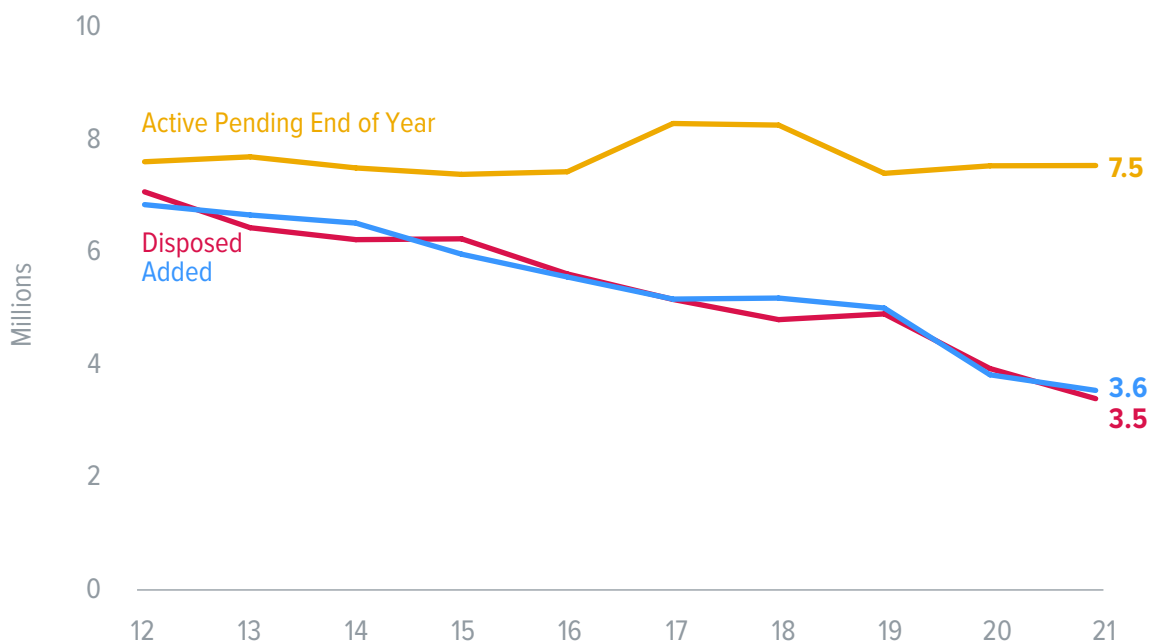


Satisfaction of fines and court costs by methods other than payment were reported in approximately 92,000 cases. In 69 percent of those cases, courts reported that credit for jail time served partially or fully satisfied the defendant's legal financial obligations, a slight decrease from the previous year. Waivers for indigency slightly increased from the previous year.



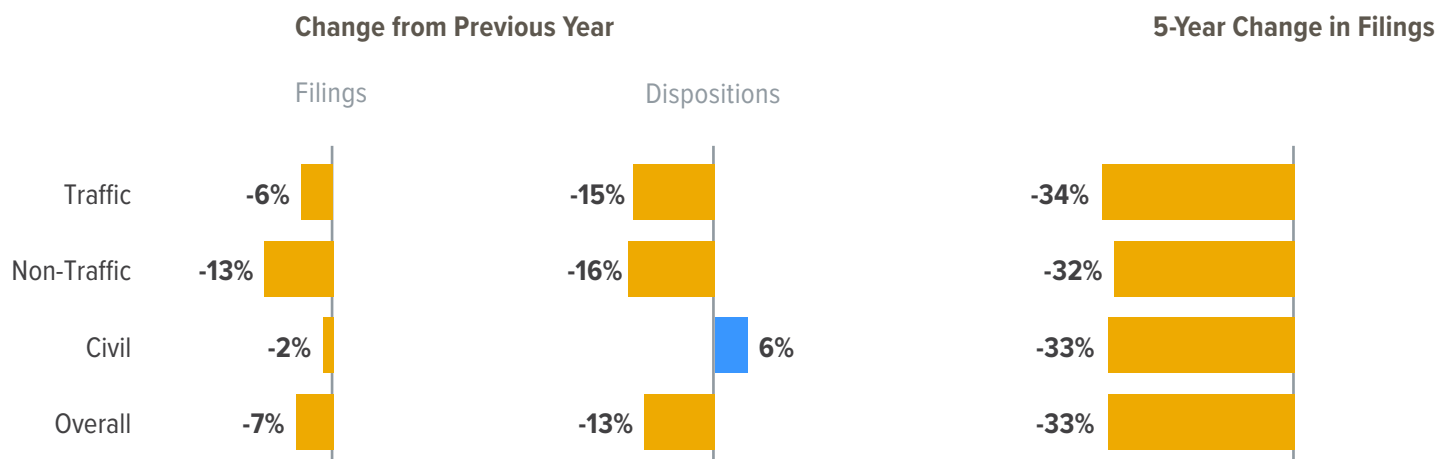
# MUNICIPAL COURTS

Filings have declined every year since 2009. In 2021, filings decreased by 7 percent and dispositions decreased by 13 percent, respectively. Active pending cases remained steady at the end of the fiscal year.

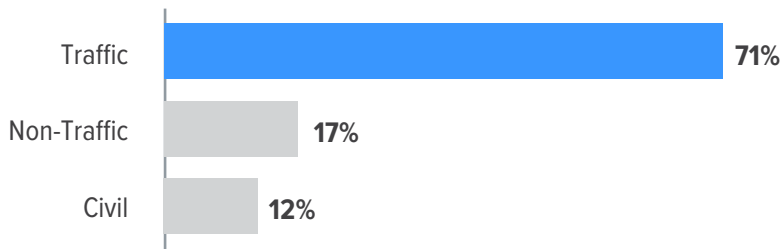


## CHANGE IN CASES FILED

Filings decreased in all case categories in 2021. After a 23 percent decrease in 2020, civil dispositions increased by 6 percent. Filings in all categories were down by one-third.

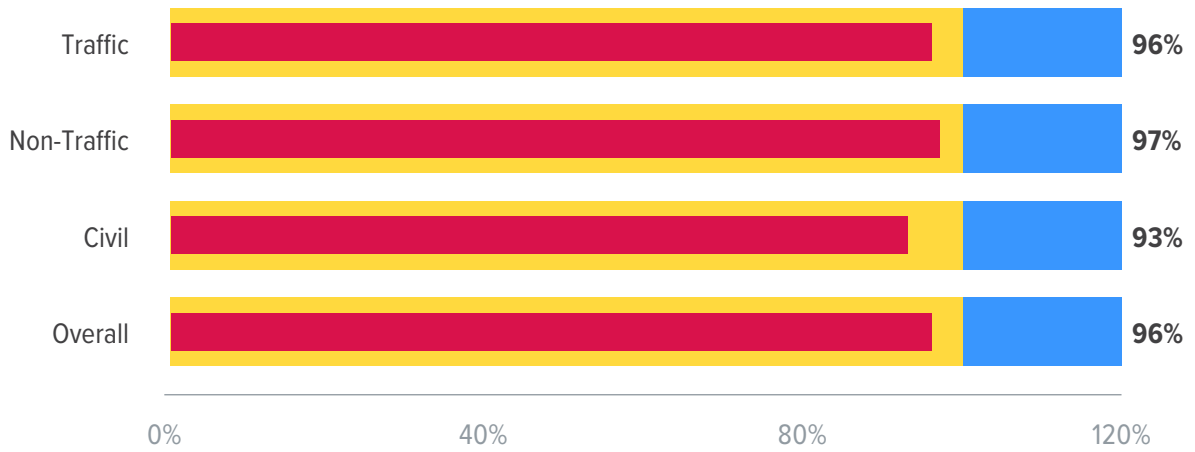


The majority of the 3.6 million cases filed were traffic cases.



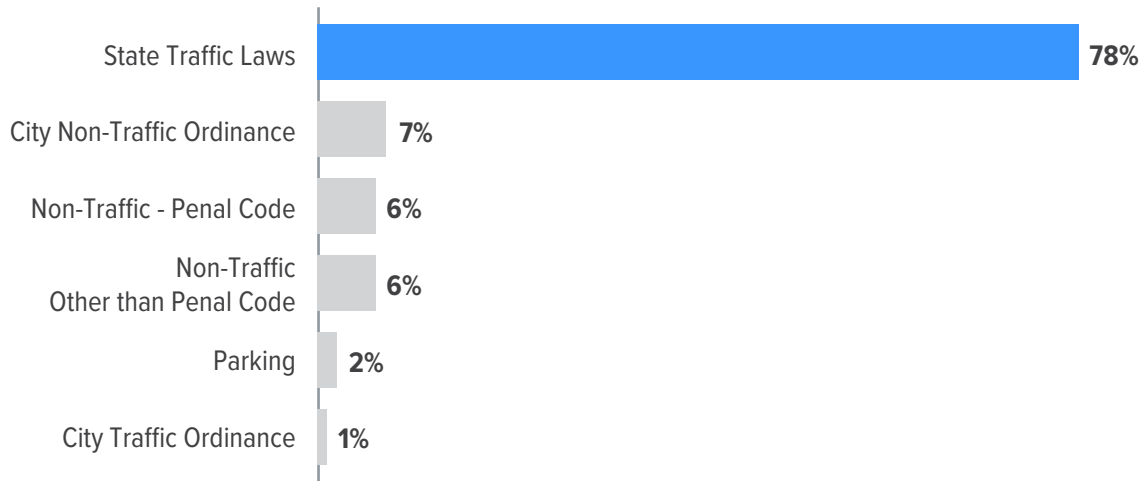
## CLEARANCE RATES

The clearance rates for all case types were below 100 percent, indicating an increase in backlogs.



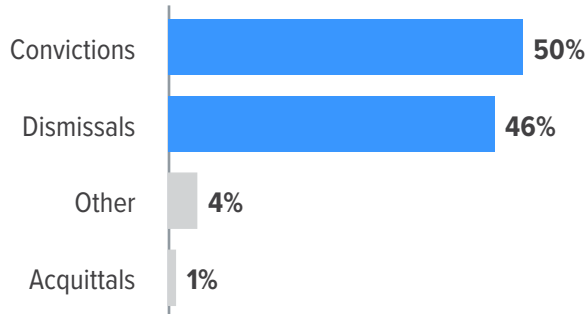
### *Criminal Cases*

A large majority of the more than 3.1 criminal cases filed involved violations of state traffic laws.

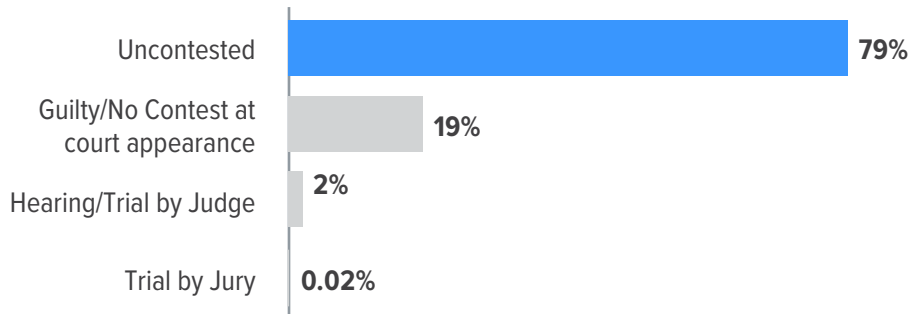


### Traffic Cases

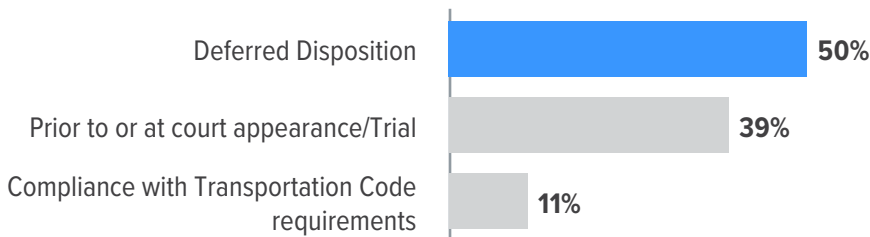
Fifty percent of traffic cases resulted in a conviction and 46 percent resulted in dismissal.



Nearly 80 percent of convictions were the result of an uncontested guilty or no contest plea or payment of a fine without a plea being entered prior to a court appearance or trial.



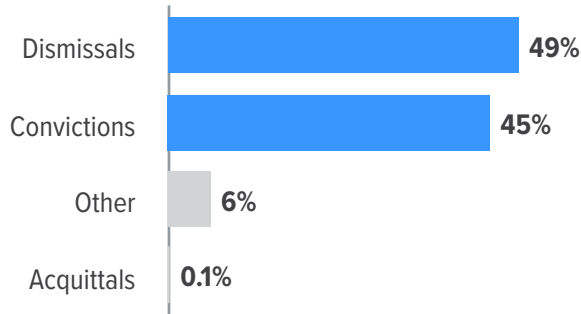
Half of dismissals occurred after the defendant completed the requirements of a deferred disposition, while 39 percent were cases dismissed prior to or at the defendant's court appearance or trial.



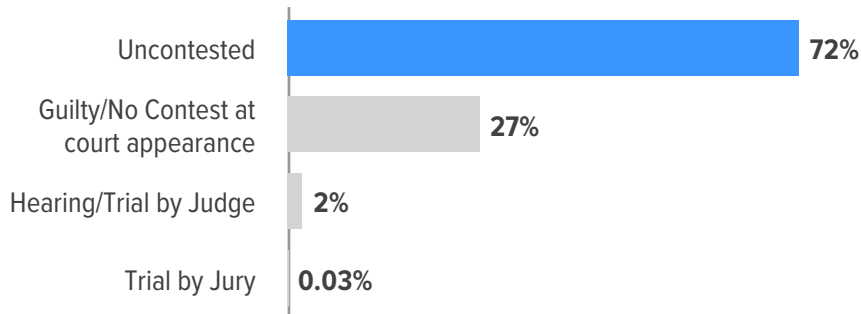


### Non-Traffic Cases

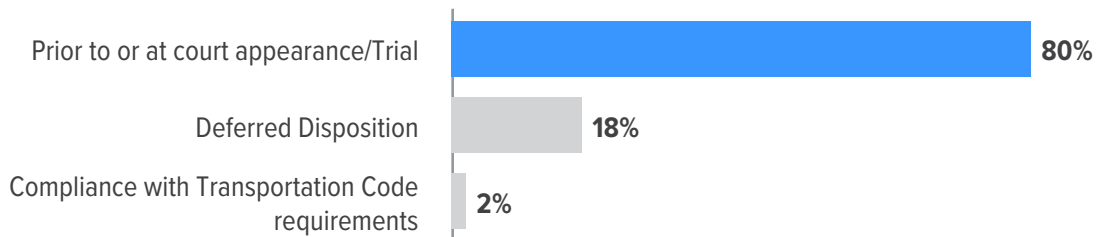
Most non-traffic cases resulted in a dismissal or conviction.



Nearly three-quarters of convictions were the result of an uncontested guilty or no contest plea or payment of a fine without a plea being entered prior to a court appearance or trial.

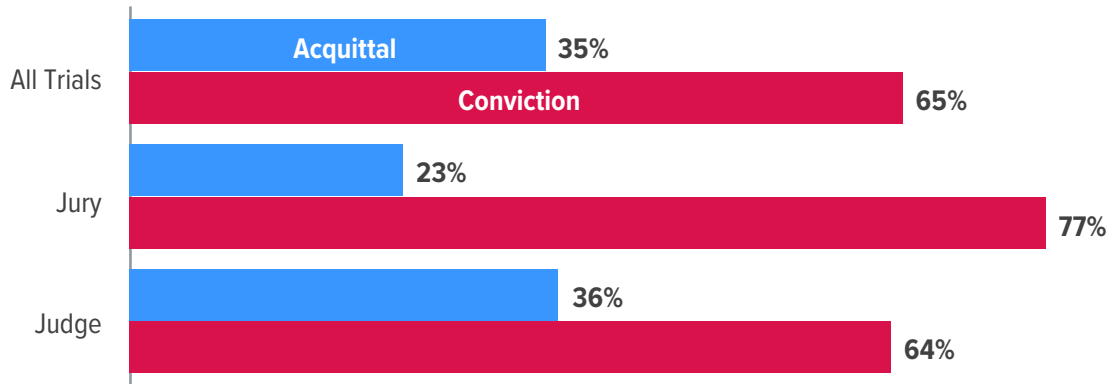


Eighty percent of dismissals occurred prior to or at the defendant's court appearance or trial.



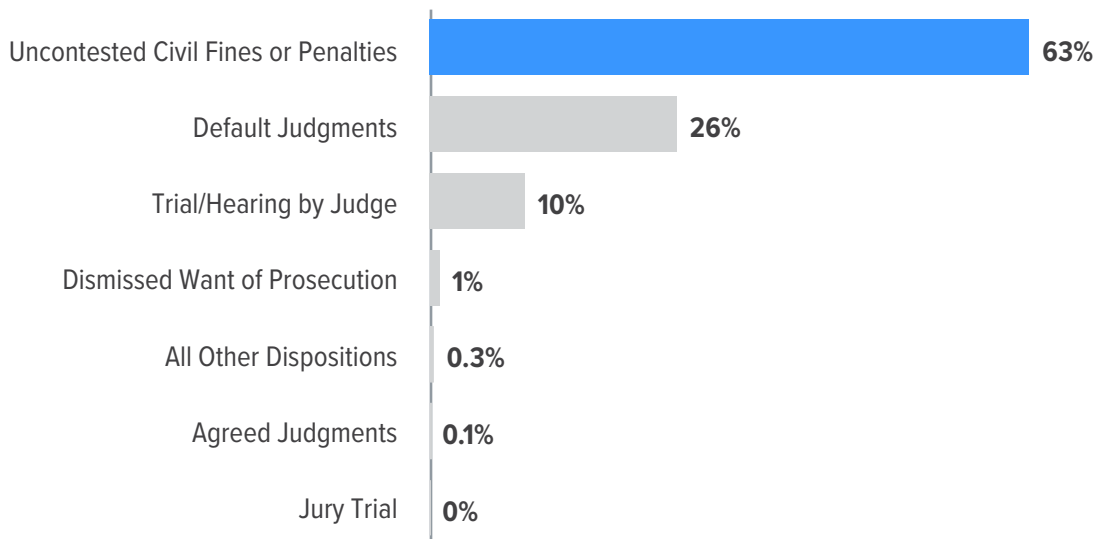
## *Trials*

Almost two-thirds of trials resulted in a conviction, though the acquittal rate was higher in cases tried by a judge.



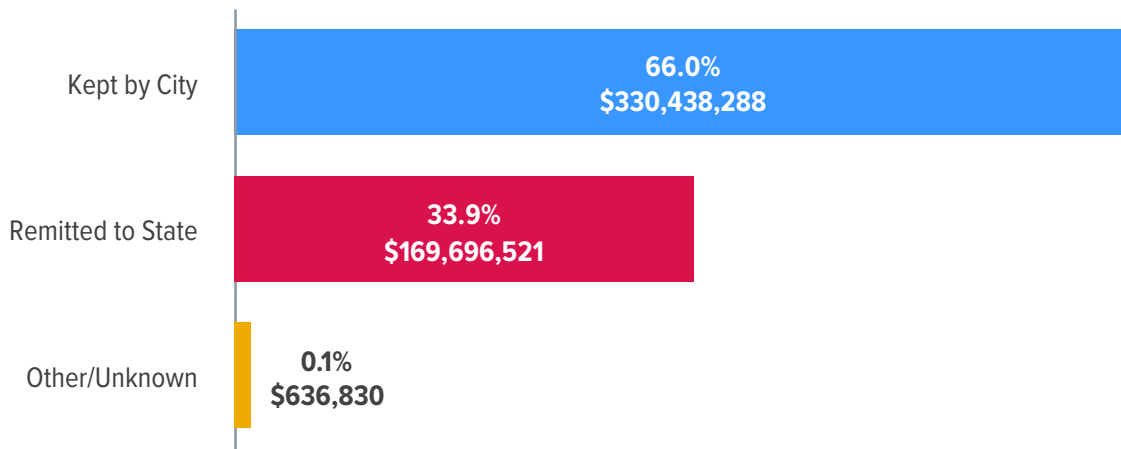
## *Civil/Administrative Cases*

The majority of civil/administrative cases were disposed of by uncontested payment of a civil fine or penalty before a hearing or trial.

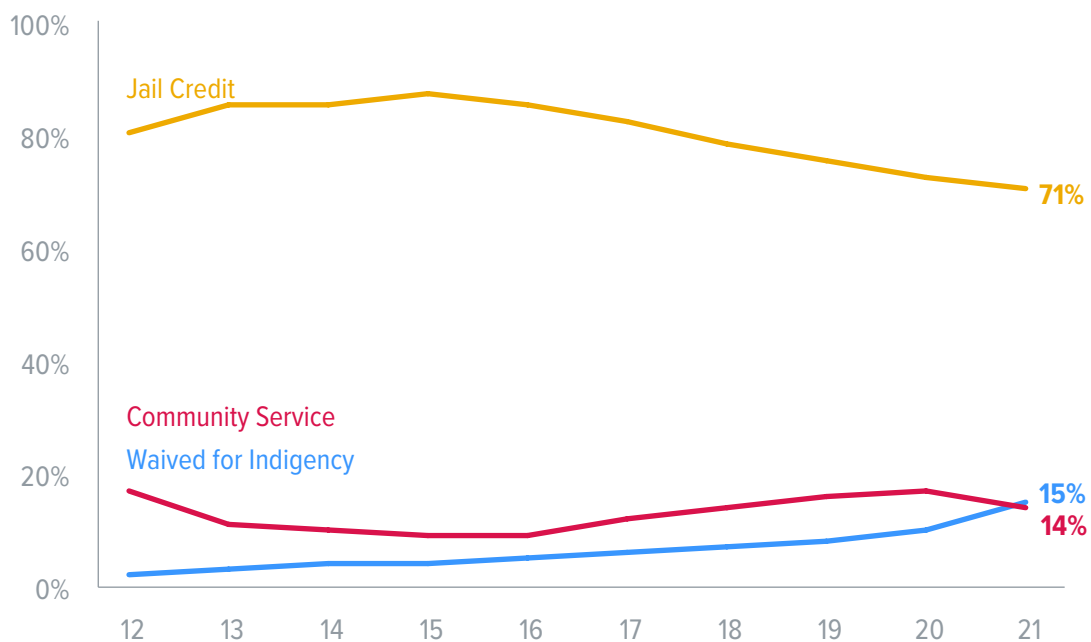


## SATISFACTION OF LEGAL FINANCIAL OBLIGATIONS

A little over \$500 million in fines and court costs was collected by municipal courts in 2021, two-thirds of which was retained by the cities.

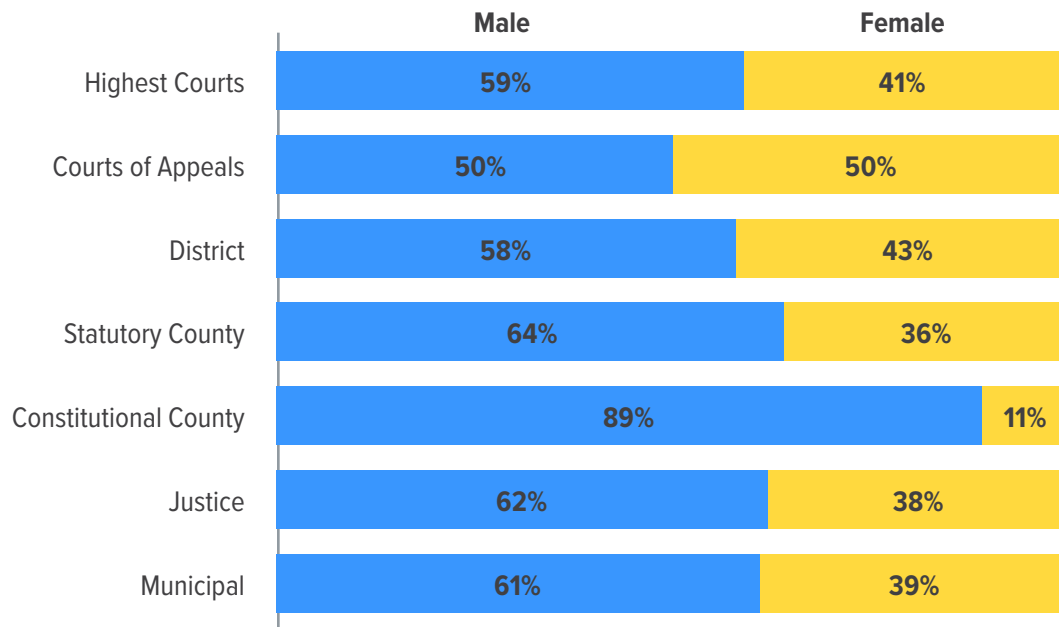


Satisfaction of fines and court costs by methods other than payment were reported in 256,221 cases. In over 70 percent of those cases, courts reported that credit for jail time served partially or fully satisfied the defendant's legal financial obligations, down from 73 percent in 2020. The percentage of cases partially for fully satisfied by community service decreased, whereas the percentage of waivers for indigency increased.

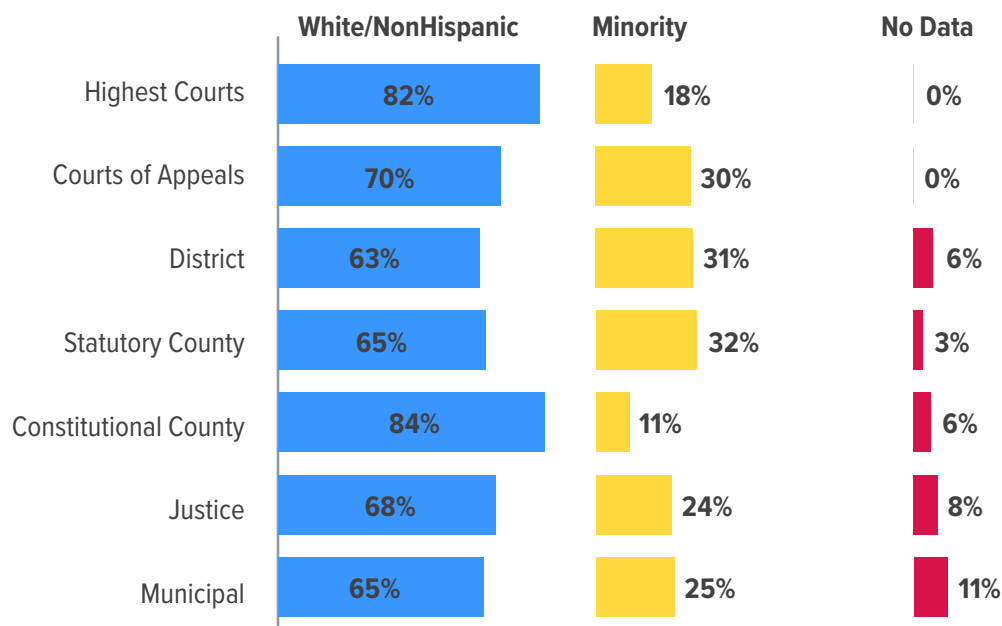


# PROFILE OF APPELLATE AND TRIAL COURT JUDGES

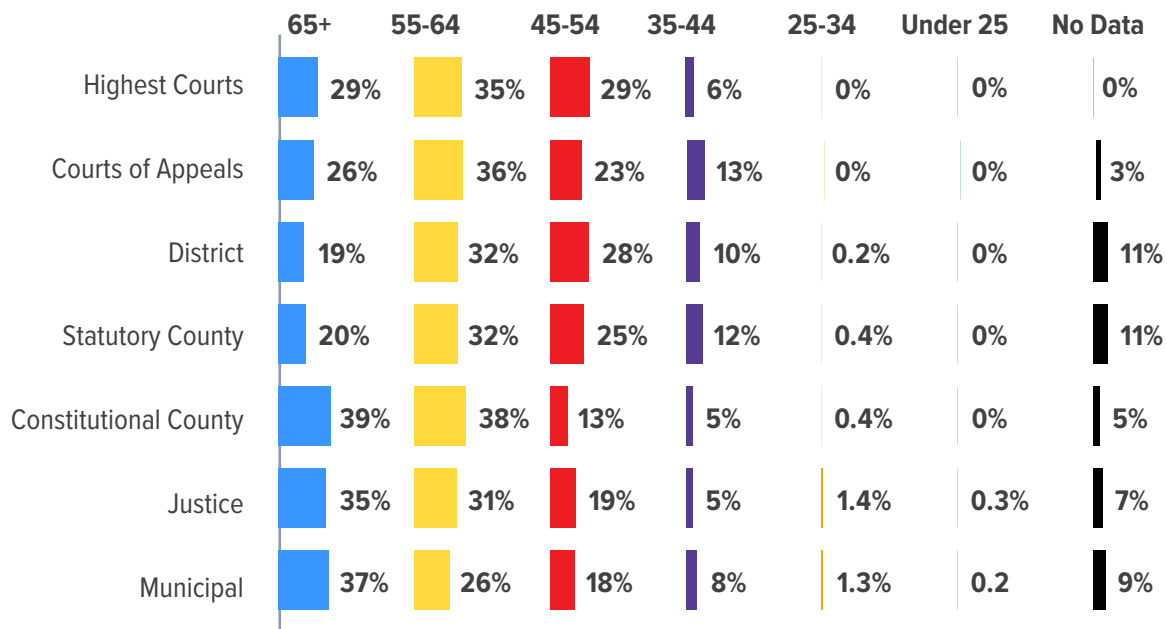
As of September 1, 2021, 63 percent of judges were male. The percentage of female judges was highest in the intermediate courts of appeals and far below average in constitutional county courts.



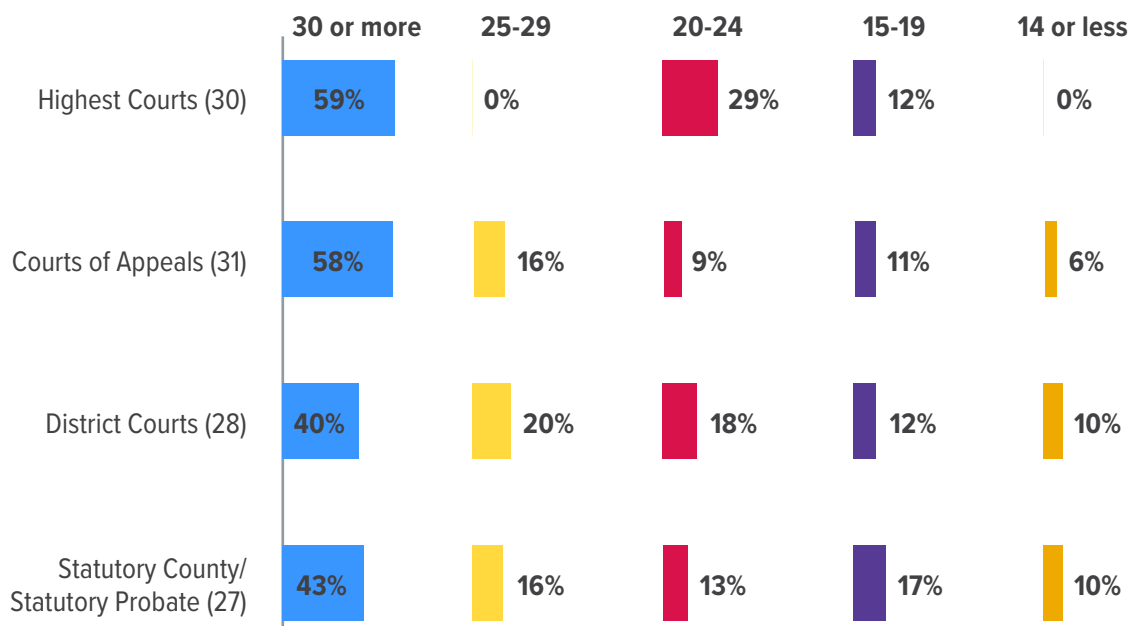
One-quarter of judges identified with a minority ethnic group. Judges from a minority group were more prevalent at the statutory county court, district court, and intermediate appellate court levels.



Overall, 62 percent of judges were 55 or order, and 32 percent were 65 or older.



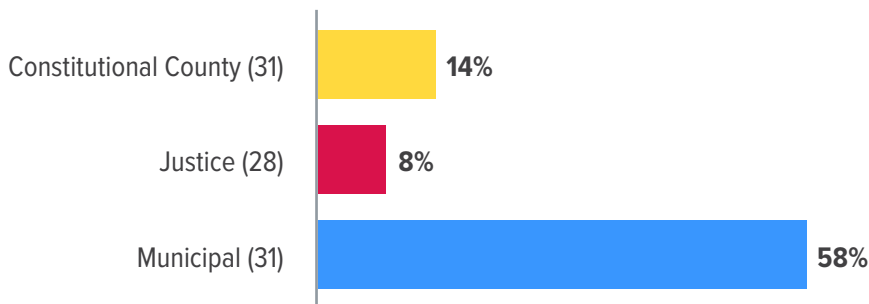
Forty-three percent of the judges who are required to be lawyers had 30 years or more of experience as a Texas attorney.



Average experience as attorney in parentheses

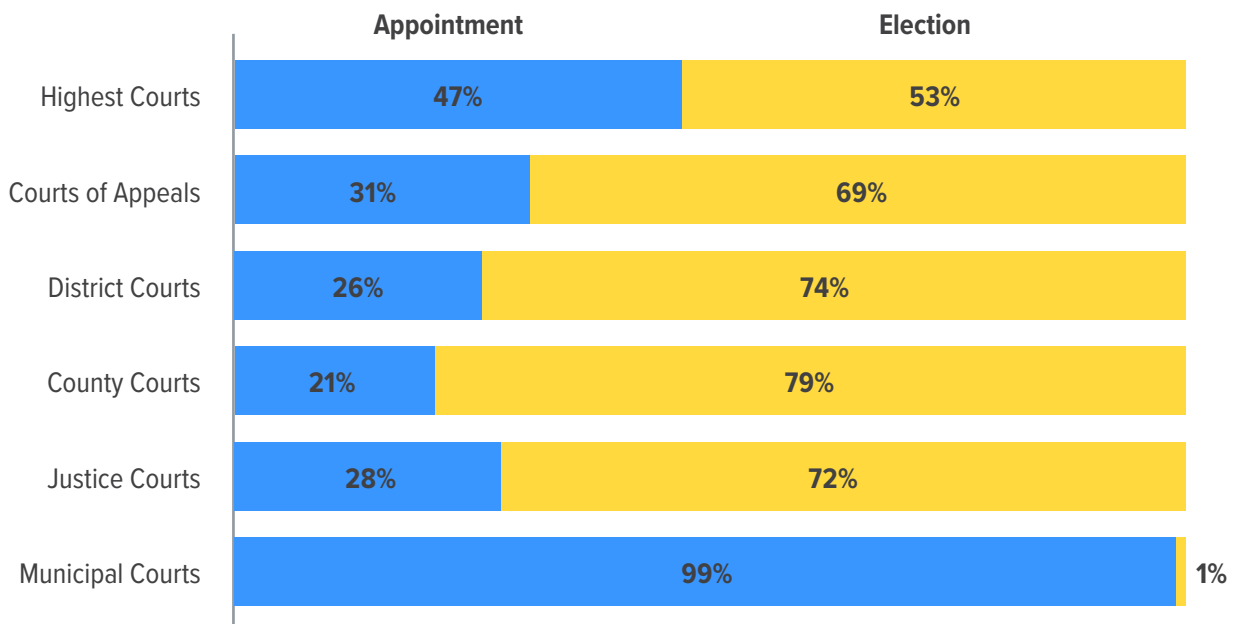
Some constitutional county and justice court judges are also attorneys, though a law license is not required. More than half of municipal judges are attorneys, due mainly to the requirement that a judge of a municipal court of record be an attorney.<sup>1</sup> Municipal courts of record are generally established in the largest communities of the state and employ many judges.

The average years of experience for the judges who are attorneys is comparable to the experience of judges who must be attorneys.



Average experience as attorney in parentheses

Forty percent of appellate judges assumed office by appointment to the bench, while most trial court judges (other than municipal court judges) were elected.



<sup>1</sup> In a court of record, trials are recorded by a court reporter or by an electronic reporting device, and appeals of the judgment are based on alleged errors made during the municipal court trial. If a court is not a court of record, appeals go to another court (usually a county-level court) for a trial de novo (new trial). Most municipal courts are not a court of record.



Comal County Courthouse





Hays County Courthouse



# Detail

<b>Supreme Court</b> .....	99
Activity.....	99
Disposition of Petitions for Review by the Supreme Court.....	100
<b>Court of Criminal Appeals</b> .....	101
Activity.....	101
Disposition of Cases by the Court of Criminal Appeals.....	102
<b>Courts of Appeals</b> .....	103
10-Year Activity.....	103
Individual Court Activity.....	104
<b>District Courts</b> .....	105
Criminal Case Activity.....	105
Civil Case Activity.....	107
Family Case Activity.....	109
Juvenile Case Activity.....	111
<b>Statutory County Courts</b> .....	113
Felony Case Activity.....	113
Misdemeanor Case Activity.....	115
Civil Case Activity.....	117
Family Case Activity.....	119
Juvenile Case Activity.....	121
Probate and Guardianship Cases.....	123
Mental Health Case Activity.....	123
<b>Constitutional County Courts</b> .....	125
Criminal Case Activity.....	125
Civil Case Activity.....	127
Juvenile Case Activity.....	129
Probate and Guardianship Cases.....	131
Mental Health Case Activity.....	131
<b>District and Statutory County Courts</b> .....	133
Civil Case Activity.....	133
Family Case Activity.....	135
Felony Case Activity.....	137
<b>District and County-Level Courts</b> .....	139
Juvenile Case Activity.....	139
<b>County-Level Courts</b> .....	141
Misdemeanor Case Activity.....	141
Probate and Guardianship Cases.....	143
Mental Health Case Activity.....	143
<b>Justice and Municipal Courts</b> .....	145
Criminal Case Activity.....	145
Juvenile/Minor Activity.....	146
Additional Activity.....	147
<b>Justice Courts</b> .....	148
Criminal Case Activity.....	148
Civil Case Activity.....	149
Juvenile/Minor Activity.....	149
Additional Activity.....	150
<b>Municipal Courts</b> .....	151
Criminal Case Activity.....	151
Civil/Administrative Case Activity.....	152
Juvenile/Minor Case Activity.....	152
Additional Activity.....	153
<b>Assigned Judges in the Trial Courts</b> .....	154

# SUPREME COURT

## ACTIVITY

	2012	2013	2014	2015	2016	2017	2018	2019	2020	2021	10-Yr. Avg
<b>Regular Causes<sup>1</sup></b>											
Added to Docket	114	94	93	91	100	117	135	93	110	99	105
Disposed	112	100	96	113	102	102	118	95	111	117	107
Pending at End of Year	54	48	45	22	20	35	52	50	48	30	40
Clearance Rate	98%	106%	103%	124%	102%	87%	87%	102%	101%	118%	102%
<b>Petitions for Review</b>											
Filed	787	778	792	839	814	910	943	981	890	841	858
Disposed	761	827	786	770	799	906	998	1,017	919	791	857
% Granted	13%	11%	10%	10%	11%	13%	12%	9%	11%	9%	11%
Pending at End of Year	371	322	329	396	415	420	372	336	306	361	363
Clearance Rate	97%	106%	99%	92%	98%	100%	106%	104%	103%	94%	100%
<b>Other Petitions and Writs</b>											
Filed	323	340	326	343	285	292	342	342	328	374	330
Disposed	336	328	335	342	289	277	335	347	349	356	329
Pending at End of Year	74	78	71	78	73	90	98	92	70	89	81
Clearance Rate	104%	96%	103%	100%	101%	95%	98%	101%	106%	95%	100%
<b>Opinions Written</b>	128	111	115	127	133	108	132	109	136	147	125

## NOTE

1. "Regular causes" involve cases in which four or more of the justices have decided in conference that a petition for review, petition for writ of mandamus or habeas corpus, or parental notification appeal should be reviewed. Regular causes also included direct appeals the court has agreed to review and questions of law certified to it by a federal appellate court that the court has agreed to answer. Most regular causes are set for oral argument in open court and are reported in written opinions. However, a petition may be granted and an unsigned opinion (per curiam) issued without oral argument if at least six members of the court vote accordingly.

## DISPOSITION OF PETITIONS FOR REVIEW BY THE SUPREME COURT

	Affirmed	Modified	Reversed	Dismissed	Other	Total
<b>Granted Petitions for Review</b>	16	7	41	1	18	83
<i>% of Total Granted Petitions for Review</i>	19%	8%	49%	1%	22%	100%

	Initial Review Granted	Review Denied	Dismissed	Other	Total
<b>Petitions for Review</b>	74	667	25	24	791
<i>% of Total Petitions for Review</i>	9%	84%	3%	3%	100%
<b>Petitions for Writ of Mandamus</b>	21	169	20	10	220
<i>% of Petitions for Writ of Mandamus</i>	10%	77%	9%	5%	100%
<b>Petitions for Writ of Habeas Corpus</b>	1	3	0	0	4
<i>% of Petitions for Writ of Habeas Corpus</i>	25%	75%	0%	0%	100%

## CASE PROCESSING TIMES

	2012	2013	2014	2015	2016	2017	2018	2019	2020	2021
<b>Average Number of Days from</b>										
<b>For Disposed Cases</b>										
Date Case Filed Until Disposed	170	176	155	164	152	156	149	146	150	133
<b>For Active Cases</b>										
Filing to Reporting Date	189	149	149	223	182	142	139	140	145	184
<b>For Cases on Docket</b>										
Filing to Disposition of Petition/Motion	142	152	129	140	131	134	128	127	129	109
Granting of Petition to Oral Argument	109	132	104	93	87	91	120	104	105	92
Filing of Petition to Release of Per Curiam Opinion	539	527	551	467	439	466	430	628	493	355
Date of Oral Argument Until Disposition	232	221	250	173	157	111	121	114	121	124

# COURT OF CRIMINAL APPEALS

## ACTIVITY

	2012	2013	2014	2015	2016	2017	2018	2019	2020	2021	10-Yr. Avg.
<b>Mandatory Caseload</b>											
Direct Appeals: <sup>1</sup>											
Added to Docket	16	15	22	16	7	8	13	9	9	11	13
Disposed	22	14	18	13	17	9	13	9	11	12	14
Pending at End of Year	19	20	24	27	17	16	15	17	6	15	18
Clearance Rate	138%	93%	82%	81%	243%	113%	100%	100%	122%	122%	110%
Applications for Writ of Habeas Corpus: <sup>2</sup>											
Filed	4,941	4,907	4,746	4,698	4,665	4,551	4,075	3,685	3,450	3,325	4,304
Disposed	4,809	5,083	4,733	4,707	4,612	4,556	4,254	3,652	3,095	3,619	4,312
Pending at End of Year	721	547	571	558	614	609	433	468	829	524	587
Clearance Rate	97%	104%	100%	100%	99%	100%	104%	99%	90%	109%	100%
Original Proceedings: <sup>3</sup>											
Filed	931	953	802	750	725	596	699	619	618	533	723
Disposed	912	974	819	754	728	610	703	598	553	611	726
Pending at End of Year	107	88	70	69	70	55	52	72	137	75	80
Clearance Rate	98%	102%	102%	101%	100%	102%	102%	97%	89%	115%	100%
<b>Discretionary Caseload</b>											
Petitions for Discretionary Review: <sup>4</sup>											
Filed	1,872	1,786	1,676	1,444	1,441	1,225	1,170	1,101	1,043	1,106	1,392
Disposed	1,759	1,784	1,729	1,402	1,492	1,200	1,261	1,152	919	1,170	1,393
Pending at End of Year	401	403	351	394	340	365	274	155	339	276	336
Clearance Rate	94%	100%	103%	97%	104%	98%	108%	105%	88%	106%	100%
<b>Motions Considered</b>	1,715	1,636	2,144	2,947	3,177	3,197	3,057	2,865	2,372	2,307	2,542
<b>Opinions Written</b>	480	441	457	425	698	513	448	340	268	375	435

## NOTE

1. Direct appeals include death penalty appeals and DNA appeals.
2. Applications for writ of habeas corpus, though seeking relief from the Court of Criminal Appeals, must be filed in the trial court, which has 35 days in which to submit findings of fact, conclusions of law, and a recommendation to the Court of Criminal Appeals.
3. Original proceedings are filed directly with the Court of Criminal Appeals. They include writs of certiorari, writs of habeas corpus, writs of mandamus, and writs of prohibition.
4. Petitions for Discretionary Review include petitions for discretionary review, granted petitions for discretionary review, and redrawn petitions for discretionary review.

DISPOSITION OF CASES BY THE COURT OF CRIMINAL APPEALS

	Affirmed	Affirmed in Part, Reversed in Part	Remanded				Total
Death Penalty Appeals	3 38%	1 13%	4 50%				8

	Granted	Denied/ Refused	Dismissed	Other			Total
Habeas Corpus & Extraordinary Matters	129 95%	6 4%	1 1%	0 0%			136

	Granted	Refused	Struck	Untimely	Dismissed	Other	Total
Petitions for Discretionary Review <sup>1</sup>	72 8%	777 89%	11 1%	5 1%	4 0%	0 0%	869

	Affirmed	Reversed	Reversed & Remanded	Modified	Dismissed	Other	Total
Granted Petitions for Discretionary Review	18 36%	3 6%	11 22%	0 0%	5 10%	13 26%	50

	Granted	Filed & Set	Denied	Remanded	Dismissed	Other	Total
Applications for Writ of Habeas Corpus	1 0%	125 4%	1,305 45%	341 12%	1,157 40%	0 0%	2,929
11.071 Applications for Writ of Habeas Corpus	0 0%	2 7%	6 20%	8 27%	14 47%	0 0%	30
Original Proceedings	0 0%	5 1%	438 79%	0 0%	45 8%	65 12%	553
Motions for Stay of Execution	8 35%	0 0%	13 57%	0 0%	1 4%	1 4%	23

AVERAGE TIME FROM FILING TO DISPOSITION

	2012	2013	2014	2015	2016	2017	2018	2019	2020	2021
<b>For Cases Involving</b>										
Capital Punishment	616	646	698	656	468	790	590	545	467	803
Application for Writ of Habeas Corpus	24	40	39	37	49	39	45	41	45	63
Application for Writ of Habeas Corpus (Filed & Set)			8	24	32	48	78	30	21	26
Petition for Discretionary Review	60	65	73	61	82	70	75	60	52	68
Granted Petition for Discretionary Review			198	250	310	310	319	336	313	300

NOTE

1. Includes redrawn petitions for discretionary review.

# COURTS OF APPEALS

## 10-YEAR ACTIVITY

	2012	2013	2014	2015	2016	2017	2018	2019	2020	2021	10-yr Avg
<b>Civil Cases</b>											
Cases Added											
<i>New Filings</i>	5,107	5,050	4,946	4,764	4,879	5,035	5,124	5,253	4,696	4,371	4,923
<i>Other Cases</i>	458	436	477	496	445	521	457	428	378	460	456
Total Cases Added	5,565	5,486	5,423	5,260	5,324	5,556	5,581	5,681	5,074	4,831	5,378
Cases Disposed	5,487	5,549	5,581	5,608	5,305	5,506	5,568	5,654	4,896	4,924	5,408
Cases Pending End of Year	3,484	3,439	3,316	2,976	3,015	3,093	3,119	3,166	3,381	3,306	3,230
Clearance Rate	99%	101%	103%	107%	100%	99%	100%	100%	96%	102%	101%
Avg. Time between Filing & Disposition (Months)	7.9	8.3	7.9	7.6	7.4	6.9	7.3	7.2	7.6	8.7	7.7
Avg. Time between Submission & Disposition (Months)	1.6	2.0	2.0	1.9	1.8	1.8	1.9	1.5	1.8	2.1	1.8
<b>Criminal Cases</b>											
Cases Added											
<i>New Filings</i>	5,309	4,913	4,651	4,513	4,454	4,185	4,083	4,144	3,167	2,049	4,147
<i>Other Cases</i>	1,049	853	1,027	865	699	703	613	570	464	373	722
Total Cases Added	6,358	5,766	5,678	5,378	5,153	4,888	4,696	4,714	3,631	2,422	4,868
Cases Disposed	6,222	5,949	5,968	5,581	5,543	4,870	4,854	4,640	4,123	3,346	5,110
Cases Pending End of Year	4,445	4,259	3,978	3,773	3,384	3,413	3,261	3,343	2,856	1,937	3,465
Clearance Rate	98%	103%	105%	104%	108%	100%	103%	98%	114%	138%	105%
Avg. Time between Filing & Disposition (Months)	8.6	9.1	9.2	9.2	8.8	8.8	8.8	9.1	9.3	11.4	9.2
Avg. Time between Submission & Disposition (Months)	1.2	1.5	1.7	1.5	1.4	1.6	1.7	1.4	1.5	2.0	1.6
<b>All Cases</b>											
Cases Added											
<i>New Filings</i>	10,416	9,963	9,597	9,277	9,333	9,220	9,207	9,397	7,863	6,420	9,069
<i>Other Cases</i>	1,507	1,289	1,504	1,361	1,144	1,224	1,070	998	842	833	1,177
Total Cases Added	11,923	11,252	11,101	10,638	10,477	10,444	10,277	10,395	8,705	7,253	10,247
Cases Disposed	11,709	11,498	11,549	11,189	10,848	10,376	10,422	10,294	9,019	8,270	10,517
Cases Pending End of Year	7,929	7,698	7,294	6,749	6,399	6,506	6,380	6,509	6,237	5,243	6,694
Clearance Rate	98%	102%	104%	105%	104%	99%	101%	99%	104%	114%	103%
Avg. Time between Filing & Disposition (Months)	8.2	8.7	8.6	8.4	8.1	7.8	8.0	8.1	8.4	9.8	8.4
Avg. Time between Submission & Disposition (Months)	1.4	1.7	1.9	1.7	1.6	1.7	1.8	1.5	1.7	2.0	1.7
<b>Opinions Written</b>	10,975	10,921	10,797	10,560	10,227	9,784	9,909	9,897	8,744	8,147	9,996

## INDIVIDUAL COURT ACTIVITY

	1st	2nd	3rd	4th	5th	6th	7th	8th	9th	10th	11th	12th	13th	14th
	Houston	Fort Worth	Austin	San Antonio	Dallas	Texarkana	Amarillo	El Paso	Beaumont	Waco	Eastland	Tyler	Corpus Christi/ Edinburg	Houston
Number of Justices	9	7	6	7	13	3	4	3	4	3	3	3	6	9
<b>Civil Cases</b>														
Total Cases Added	556	435	477	412	877	122	220	166	225	123	138	101	372	607
Total Cases Disposed	586	442	440	397	822	125	238	176	213	141	137	129	422	656
Cases Pending End of Year	499	218	287	235	584	49	101	163	185	87	115	47	239	497
Clearance Rate	105.4%	101.6%	92.2%	96.4%	93.7%	102.5%	108.2%	106.0%	94.7%	114.6%	99.3%	127.7%	113.4%	108.1%
Avg Time between Filing & Disposition (Months)	11.2	6.6	8.0	7.4	7.6	4.8	6.3	13.4	9.5	10.5	10.4	5.3	8.9	10.5
Avg Percent of Cases Filed but not yet Disposed for < 2 Years	98.8%	99.2%	100%	99.5%	99.5%	100%	100%	95.4%	99.9%	80.5%	99.1%	100%	100%	98.5%
Avg Time between Submission & Disposition (Months)	1.8	2.0	0.9	1.8	1.8	0.9	1.0	6.7	2.4	0.7	2.2	2.7	0.8	3.7
Avg Percent of Cases under Submission for < 1 Year	96.3%	96.0%	98.6%	99.7%	99.5%	100%	100%	88.7%	100%	100%	96.0%	100%	100%	96.3%
<b>Criminal Cases</b>														
Total Cases Added	209	183	120	131	405	148	133	51	122	166	174	128	216	236
Total Cases Disposed	295	308	202	207	471	150	186	129	166	199	236	154	290	353
Cases Pending End of Year	174	121	105	88	389	95	81	65	137	119	160	101	138	164
Clearance Rate	141.2%	168.3%	168.3%	158.0%	116.3%	101.4%	139.9%	252.9%	136.1%	119.9%	135.6%	120.3%	134.3%	149.6%
Avg Time between Filing & Disposition (Months)	11.6	11.8	14.5	9.7	11.4	6.7	8.3	17.2	15.6	12.0	13.5	8.6	9.7	10.3
Avg Percent of Cases Filed but not yet Disposed for < 2 Years	98.4%	99.6%	100%	99.9%	99.8%	100%	100%	93.1%	99.6%	90.2%	99.6%	100%	99.9%	98.7%
Avg Time between Submission & Disposition (Months)	2.2	2.5	0.9	2.1	2.1	1.1	0.9	5.4	2.7	0.4	1.0	2.9	0.5	3.4
Avg Percent of Cases under Submission for < 1 Year	92.6%	100%	99.2%	100%	99.8%	100%	100%	93.0%	100%	84.0%	98.8%	100%	100%	96.4%
<b>Total Cases</b>														
Total Cases Added	765	618	597	543	1,282	270	353	217	347	289	312	229	588	843
Total Cases Disposed	881	750	642	604	1,293	275	424	305	379	340	373	283	712	1,009
Cases Pending End of Year	673	339	392	323	973	144	182	228	322	206	275	148	377	661
Clearance Rate	115.2%	121.4%	107.5%	111.2%	100.9%	101.9%	120.1%	140.6%	109.2%	117.7%	119.6%	123.6%	121.1%	119.7%
Avg Time between Filing & Disposition (Months)	11.3	8.7	10.0	8.2	9.0	5.9	7.2	15.0	12.2	11.4	12.4	7.1	9.2	10.4
Avg Percent of Cases Filed but not yet Disposed for < 2 Years	98.7%	99.4%	100%	99.6%	99.6%	100%	100%	94.5%	99.8%	85.7%	99.4%	100%	100.0%	98.5%
Avg Time between Submission & Disposition (Months)	1.9	2.2	0.9	1.9	1.9	1.0	1.0	6.1	2.5	0.5	1.5	2.8	0.7	3.6
Avg Percent of Cases under Submission for < 1 Year	95.0%	97.8%	98.8%	99.8%	99.6%	100%	100%	90.4%	100%	92.7%	97.3%	100%	100%	96.4%

## DISTRICT COURTS

### CRIMINAL CASE ACTIVITY

CASES ON DOCKET	Capital Murder	Murder	Other Homicides	Aggravated Assault or Attempted Murder	Sexual Assault of Adult	Indecency with or Sexual Assault of Child	Family Violence Assault	Aggravated Robbery or Robbery
<b>Cases Pending Beginning of Year</b>								
Active Cases	1,122	2,282	766	25,763	2,352	10,215	12,371	8,871
Inactive Cases	181	911	296	9,845	1,063	5,754	3,773	3,107
Docket Adjustments	127	21	11	2,183	-57	-34	-119	-132
<b>Cases Added</b>								
Filed by Indictment or Information	456	1,173	476	27,150	1,382	5,443	14,994	6,781
Other Cases Reaching Docket								
Motions to Revoke Filed	4	15	47	5,193	138	599	3,061	1,983
Cases Reactivated	67	199	135	7,818	396	1,823	5,333	2,517
All Other Cases Added	15	32	7	717	32	114	240	266
<b>Total Active Cases on Docket</b>	<b>1,791</b>	<b>3,722</b>	<b>1,442</b>	<b>68,824</b>	<b>4,243</b>	<b>18,160</b>	<b>35,880</b>	<b>20,286</b>
<b>Dispositions</b>								
Convictions								
Guilty Plea or Nolo Contendere	95	191	121	6,679	238	1,203	4,010	2,711
By the Court	1	15	9	256	16	85	103	27
By the Jury	22	45	7	102	21	116	19	35
Total Convictions	118	251	137	7,037	275	1,404	4,132	2,773
Deferred Adjudication	4	13	33	6,384	163	676	3,053	1,376
Acquittals								
By the Court	5	4	2	39	2	8	6	3
By the Jury	0	7	1	37	10	23	11	2
Total Acquittals	5	11	3	76	12	31	17	5
Dismissals	48	145	43	6,663	511	1,240	3,947	1,355
Motions to Revoke								
Granted/Revoked	2	3	23	1,931	51	234	1,278	706
Denied/Continued	2	9	26	2,705	73	265	1,445	1,099
All Other Dispositions	11	18	8	1,096	23	79	140	199
<b>Total Cases Disposed</b>	<b>190</b>	<b>450</b>	<b>273</b>	<b>25,892</b>	<b>1,108</b>	<b>3,929</b>	<b>14,012</b>	<b>7,513</b>
<b>Cases Placed on Inactive Status</b>	<b>98</b>	<b>252</b>	<b>168</b>	<b>9,291</b>	<b>496</b>	<b>2,163</b>	<b>6,280</b>	<b>3,075</b>
<b>Cases Pending End of Year</b>								
Active Cases	1,495	2,950	1,004	32,682	2,614	11,894	15,622	9,618
Inactive Cases	210	947	321	11,403	1,125	6,032	4,554	3,589
<b>Cases in Which</b>								
Death Penalty Sought	3	---	---	---	---	---	---	---
Death Penalty Not Sought	46	---	---	---	---	---	---	---
<b>Sentencing Information</b>								
Prison	105	234	103	3,510	237	1,235	1,687	2,169
State Jail	1	3	4	211	4	18	49	142
Local Jail	2	1	2	2,442	17	42	1,819	334
Probation/Community Supervision	0	6	25	879	16	61	710	150
Shock Probation	0	0	0	4	0	0	1	3
Fine Only	0	0	0	18	0	2	6	1
Other	3	0	2	82	8	6	23	19

AGE OF CASES DISPOSED	90 Days or Less	91 to 180 Days	181 to 365 Days	Over 365 Days	Total
Number of Cases	69,268	36,939	51,695	70,872	228,774

INFORMATION ON TRAFFICKING OF PERSONS	Total Filed
Cases for Trafficking of Persons	194
Cases for Prostitution	137
Cases for Compelling Prostitution	66



CRIMINAL CASE ACTIVITY

CASES ON DOCKET	Burglary	Theft	Auto Theft	Drug Sale or Manufacture	Drug Possession	Felony DWI	Other Felony	All Misdemeanors	Total Cases
<b>Cases Pending Beginning of Year</b>									
Active Cases	11,877	18,086	5,116	13,490	50,866	11,870	53,436	4,436	232,919
Inactive Cases	5,739	13,005	2,656	5,858	24,799	5,454	24,727	1,034	108,202
Docket Adjustments	-44	-551	-27	-16	-370	-402	-2,175	539	-1,046
<b>Cases Added</b>									
Filed by Indictment or Information	9,797	16,129	6,785	9,983	52,612	8,659	49,408	1,730	212,958
Other Cases Reaching Docket									
Motions to Revoke Filed	3,372	3,780	1,336	2,851	14,460	2,445	9,416	758	49,458
Cases Reactivated	4,752	8,303	2,709	3,877	21,563	3,244	18,565	1,195	82,496
All Other Cases Added	217	353	89	293	686	625	966	546	5,198
<b>Total Active Cases on Docket</b>	<b>29,971</b>	<b>46,100</b>	<b>16,008</b>	<b>30,478</b>	<b>139,817</b>	<b>26,441</b>	<b>129,616</b>	<b>9,204</b>	<b>581,983</b>
<b>Dispositions</b>									
Convictions									
Guilty Plea or Nolo Contendere	4,155	7,652	2,749	3,513	17,036	6,714	15,594	1,014	73,675
By the Court	195	205	99	110	729	177	721	11	2,759
By the Jury	25	16	10	33	47	17	127	6	648
Total Convictions	4,375	7,873	2,858	3,656	17,812	6,908	16,442	1,031	77,082
Deferred Adjudication	1,974	3,054	993	2,648	13,341	118	8,977	253	43,060
Acquittals									
By the Court	3	8	3	4	22	2	50	1	162
By the Jury	4	5	0	0	9	1	31	3	144
Total Acquittals	7	13	3	4	31	3	81	4	306
Dismissals	2,213	4,601	1,826	3,074	16,304	951	13,437	756	57,114
Motions to Revoke									
Granted/Revoked	1,500	1,814	645	1,012	6,675	934	3,987	454	21,249
Denied/Continued	1,534	1,827	595	1,708	6,272	1,202	4,349	295	23,406
All Other Dispositions	310	512	122	330	1,042	458	1,353	856	6,557
<b>Total Cases Disposed</b>	<b>11,913</b>	<b>19,694</b>	<b>7,042</b>	<b>12,432</b>	<b>61,477</b>	<b>10,574</b>	<b>48,626</b>	<b>3,649</b>	<b>228,774</b>
<b>Cases Placed on Inactive Status</b>	<b>5,301</b>	<b>8,837</b>	<b>3,315</b>	<b>4,522</b>	<b>25,245</b>	<b>3,730</b>	<b>21,841</b>	<b>1,268</b>	<b>95,882</b>
<b>Cases Pending End of Year</b>									
Active Cases	12,630	17,652	5,656	13,401	53,423	12,222	58,997	4,049	255,909
Inactive Cases	6,058	12,897	3,065	6,279	27,043	5,670	26,675	1,101	116,969
<b>Cases in Which</b>									
Death Penalty Sought	---	---	---	---	---	---	---	---	3
Death Penalty Not Sought	---	---	---	---	---	---	---	---	46
<b>Sentencing Information</b>									
Prison	1,748	1,310	403	2,441	4,028	2,030	8,191	20	29,451
State Jail	1,182	2,933	1,246	241	3,838	241	2,095	37	12,245
Local Jail	985	2,834	1,027	389	6,585	553	3,441	602	21,075
Probation/Community Supervision	477	840	232	570	3,140	3,914	2,544	264	13,828
Shock Probation	4	3	0	2	8	2	21	2	50
Fine Only	5	2	1	2	34	3	28	20	122
Other	47	107	12	84	164	340	207	85	1,189

ADDITIONAL COURT ACTIVITY		Total			Total
Cases in Which Jury Selected		731	Competency Examination Reports		5,505
Cases in Which Mistrial Declared		25	Cases Set for Review		38,980
Motions to Suppress Granted or Denied		4,154	Cases in Which Attorney Appointed as Counsel		150,075
Mental Illness/Intellectual Disability Assessments		30,596	Cases with Retained Counsel		65,324

# DISTRICT COURTS

## CIVIL CASE ACTIVITY

	Injury or Damage					
	Motor Vehicle	Medical Malpractice	Other Professional Malpractice	Product Liability - Asbestos/Silica	Other Product Liability	Other Injury or Damage
<b>CASES ON DOCKET</b>						
<b>Cases Pending Beginning of Year</b>						
<i>Active Cases</i>	66,509	2,396	383	846	657	18,929
<i>Inactive Cases</i>	2,111	139	33	231	33	1,064
Docket Adjustments	135	-11	-2	-19	14	4
<b>Cases Added</b>						
New Cases Filed	43,714	1,164	134	75	156	9,452
Other Cases Reaching Docket						
<i>Cases Reactivated</i>	4,241	99	17	2	23	806
<i>All Other Cases Added</i>	1,054	45	13	6	10	465
<b>Total Active Cases on Docket</b>	<b>115,653</b>	<b>3,693</b>	<b>545</b>	<b>910</b>	<b>860</b>	<b>29,656</b>
<b>Dispositions</b>						
Change of Venue Transfers	262	30	2	6	5	175
Default Judgments	781	4	2	0	1	254
Agreed Judgments	5,245	100	12	2	16	1,229
Summary Judgments	343	14	10	2	5	243
Final Judgments						
<i>After Non-Jury Trial</i>	1,012	20	4	1	8	365
<i>By Jury Verdict</i>	96	2	0	0	2	16
<i>By Directed Verdict</i>	6	1	0	0	0	3
<i>Dismissed for Want of Prosecution</i>	3,188	53	11	2	13	647
<i>Non-Suited or Dismissed by Plaintiff</i>	16,994	462	60	46	82	3,116
All Other Dispositions	5,829	145	21	28	57	1,518
<b>Total Cases Disposed</b>	<b>33,756</b>	<b>831</b>	<b>122</b>	<b>87</b>	<b>189</b>	<b>7,566</b>
<b>Cases Placed on Inactive Status</b>	<b>4,959</b>	<b>144</b>	<b>17</b>	<b>4</b>	<b>22</b>	<b>990</b>
<b>Cases Pending End of Year</b>						
<i>Active Cases</i>	76,400	2,708	408	820	645	20,882
<i>Inactive Cases</i>	2,629	165	30	232	33	1,165

AGE OF CASES DISPOSED	3 Months or Less	Over 3 to 6 Months	Over 6 to 12 Months	12 to 18 Months	Over 18 Months	Total
Number of Cases	53,179	31,874	44,949	29,218	53,397	212,617

ADDITIONAL COURT ACTIVITY	Total
Cases in Which Jury Selected	423
Cases in Which Mistrial Declared	19
Injunction or Show Cause Order Issued	5,298
Cases in Which Plaintiff/Petitioner Represented Self	6,727

CIVIL CASE ACTIVITY

CASES ON DOCKET	Real Property		Contract		Civil Cases Relating to Criminal Matters	All Other Civil Cases	Tax	Total Cases
	Eminent Domain	Other Real Property	Consumer/ Commer- cial/ Debt	Other Contract				
<b>Cases Pending Beginning of Year</b>								
<i>Active Cases</i>	1,352	15,963	57,968	20,589	51,981	49,576	103,417	390,566
<i>Inactive Cases</i>	16	603	3,020	1,542	697	1,742	1,166	12,397
Docket Adjustments	-14	-35	-298	-31	-6,322	-704	-647	-7,930
<b>Cases Added</b>								
New Cases Filed	254	13,197	39,779	11,913	50,736	30,533	43,189	244,296
<b>Other Cases Reaching Docket</b>								
<i>Cases Reactivated</i>	8	2,280	1,630	431	1,453	942	1,786	13,718
<i>All Other Cases Added</i>	37	233	1,024	282	494	1,405	372	5,440
<b>Total Active Cases on Docket</b>	<b>1,637</b>	<b>31,638</b>	<b>100,103</b>	<b>33,184</b>	<b>98,342</b>	<b>81,752</b>	<b>148,117</b>	<b>646,090</b>
<b>Dispositions</b>								
Change of Venue Transfers	1	48	259	91	16	224	5	1,124
Default Judgments	6	433	11,360	3,093	3,277	2,027	6,615	27,853
Agreed Judgments	69	7,079	4,345	1,383	7,543	7,120	912	35,055
Summary Judgments	1	225	1,426	475	247	484	312	3,787
<b>Final Judgments</b>								
<i>After Non-Jury Trial</i>	73	466	1,185	607	10,138	2,288	8,289	24,456
<i>By Jury Verdict</i>	2	15	17	15	27	22	8	222
<i>By Directed Verdict</i>	0	2	3	1	1	3	2	22
<i>Dismissed for Want of Prosecution</i>	16	583	3,549	878	1,473	1,830	1,230	13,473
<i>Non-Suited or Dismissed by Plaintiff</i>	253	1,786	14,028	4,965	3,117	7,515	20,945	73,369
All Other Dispositions	54	1,196	3,030	1,456	13,807	4,446	1,669	33,256
<b>Total Cases Disposed</b>	<b>475</b>	<b>11,833</b>	<b>39,202</b>	<b>12,964</b>	<b>39,646</b>	<b>25,959</b>	<b>39,987</b>	<b>212,617</b>
<b>Cases Placed on Inactive Status</b>	<b>7</b>	<b>2,283</b>	<b>1,853</b>	<b>549</b>	<b>1,490</b>	<b>1,125</b>	<b>1,671</b>	<b>15,114</b>
<b>Cases Pending End of Year</b>								
<i>Active Cases</i>	1,114	17,468	58,195	19,484	56,423	53,387	104,501	412,435
<i>Inactive Cases</i>	29	603	3,007	1,603	702	1,774	966	12,938

# DISTRICT COURTS

## FAMILY CASE ACTIVITY

CASES ON DOCKET	Divorce		Parent-Child - No Divorce	Child Protective Services	Termination of Parental Rights	Adoption	Protective Orders - No Divorce	All Other Family Law Cases
	Children	No Children						
<b>Cases Pending Beginning of Year</b>								
<i>Active Cases</i>	57,745	62,338	30,008	18,357	1,668	6,450	6,348	19,526
<i>Inactive Cases</i>	587	327	270	229	29	33	108	185
Docket Adjustments	-88	1,154	212	-383	-43	-61	-94	-222
<b>Cases Added</b>								
New Cases Filed	47,590	58,660	12,524	9,547	1,507	7,198	9,354	17,275
Other Cases Reaching Docket								
<i>Cases Reactivated</i>	1,250	1,285	298	111	11	128	333	309
<i>All Other Cases Added</i>	1,827	798	1,179	444	45	99	184	1,126
<b>Total Active Cases on Docket</b>	<b>108,324</b>	<b>124,235</b>	<b>44,221</b>	<b>28,076</b>	<b>3,188</b>	<b>13,814</b>	<b>16,125</b>	<b>38,014</b>
<b>Dispositions</b>								
Change of Venue Transfers	110	42	124	127	17	31	13	58
Default Judgments	2,442	4,488	938	157	63	100	897	180
Agreed Judgments	20,900	25,610	3,502	725	94	844	1,448	2,621
Summary Judgments	10	7	7	13	4	3	2	18
Final Judgments								
<i>After Non-Jury Trial</i>	11,394	16,346	2,393	3,739	887	4,623	1,717	8,138
<i>By Jury Verdict</i>	18	7	6	20	1	6	4	9
<i>By Directed Verdict</i>	3	3	1	4	0	0	1	1
<i>Dismissed for Want of Prosecution</i>	4,734	4,667	1,875	148	100	299	679	1,569
<i>Non-Suited or Dismissed by Plaintiff</i>	2,686	2,115	885	2,978	64	137	2,037	480
All Other Dispositions	2,117	1,819	954	1,590	98	690	1,946	3,173
<b>Total Cases Disposed</b>	<b>44,414</b>	<b>55,104</b>	<b>10,685</b>	<b>9,501</b>	<b>1,328</b>	<b>6,733</b>	<b>8,744</b>	<b>16,247</b>
<b>Cases Placed on Inactive Status</b>	<b>1,685</b>	<b>1,986</b>	<b>399</b>	<b>220</b>	<b>12</b>	<b>165</b>	<b>463</b>	<b>430</b>
<b>Cases Pending End of Year</b>								
<i>Active Cases</i>	60,970	67,409	32,999	18,097	1,842	6,847	6,805	21,365
<i>Inactive Cases</i>	393	224	199	116	15	25	46	123

AGE OF CASES DISPOSED	3 Months or Less	Over 3 to 6 Months	Over 6 to 12 Months	12 to 18 Months	Over 18 Months	Total
Number of Cases	85,814	54,472	67,140	32,878	32,143	272,447

ADDITIONAL COURT ACTIVITY	Total
Cases in Which Jury Selected	65
Cases in Which Mistrial Declared	2
Injunction of Show Cause Order Issued	22,419
Protective Orders Signed	7,176
Cases Set for Review	26,066
Cases in Which Plaintiff/Petitioner Represented Self	71,405

FAMILY CASE ACTIVITY

CASES ON DOCKET	Title IV-D			Post-Judgment Actions				Total Cases
	Paternity	Support Order	UIFSA	Modification - Custody	Modification - Other	Enforcement	Title IV-D	
<b>Cases Pending Beginning of Year</b>								
<i>Active Cases</i>	22,877	26,785	3,249	21,089	30,324	15,258	52,552	374,574
<i>Inactive Cases</i>	131	357	25	144	318	346	2,428	5,517
Docket Adjustments	-289	-231	-61	-2,913	-1,753	-1,614	-2,673	-9,059
<b>Cases Added</b>								
New Cases Filed	21,325	27,200	2,192	8,530	14,479	6,119	34,235	277,735
Other Cases Reaching Docket								
<i>Cases Reactivated</i>	65	80	7	60	435	173	567	5,112
<i>All Other Cases Added</i>	464	882	157	1,147	1,688	595	3,547	14,182
<b>Total Active Cases on Docket</b>	<b>44,442</b>	<b>54,716</b>	<b>5,544</b>	<b>27,913</b>	<b>45,173</b>	<b>20,531</b>	<b>88,228</b>	<b>662,544</b>
<b>Dispositions</b>								
Change of Venue Transfers	74	78	10	464	464	132	574	2,318
Default Judgments	2,275	2,302	202	562	396	166	2,534	17,702
Agreed Judgments	5,281	9,004	308	2,840	5,740	1,545	15,804	96,266
Summary Judgments	4	8	7	8	3	2	23	119
Final Judgments								
<i>After Non-Jury Trial</i>	3,974	5,417	523	1,510	2,102	1,188	10,156	74,107
<i>By Jury Verdict</i>	1	1	0	3	7	0	4	87
<i>By Directed Verdict</i>	1	2	0	1	2	9	5	33
<i>Dismissed for Want of Prosecution</i>	2,455	2,521	145	716	1,716	1,038	2,073	24,735
<i>Non-Suited or Dismissed by Plaintiff</i>	5,762	6,166	599	569	1,251	998	7,256	33,983
All Other Dispositions	1,267	1,962	342	461	2,330	706	3,642	23,097
<b>Total Cases Disposed</b>	<b>21,094</b>	<b>27,461</b>	<b>2,136</b>	<b>7,134</b>	<b>14,011</b>	<b>5,784</b>	<b>42,071</b>	<b>272,447</b>
<b>Cases Placed on Inactive Status</b>	<b>449</b>	<b>694</b>	<b>25</b>	<b>66</b>	<b>605</b>	<b>262</b>	<b>493</b>	<b>7,954</b>
<b>Cases Pending End of Year</b>								
<i>Active Cases</i>	22,422	26,766	3,337	20,699	30,751	14,579	45,548	380,436
<i>Inactive Cases</i>	75	86	17	131	275	318	1,504	3,547

# DISTRICT COURTS

## JUVENILE CASE ACTIVITY

CASES ON DOCKET	CINS	Delinquent Conduct							
		Capital Murder	Murder	Other Homicides	Aggravated Assault or Attempted Murder	Assault	Indecency with or Sexual Assault of Child	Aggravated Robbery or	Burglary
<b>Cases Pending Beginning of Year</b>									
Active Cases	576	33	19	12	1,084	1,089	724	719	780
Inactive Cases	6	6	6	0	174	140	105	100	105
Docket Adjustments	-95	4	2	-8	-5	-48	-22	52	-36
<b>Cases Added</b>									
New Petitions Filed	53	34	29	19	991	769	550	762	351
Petitions for Transfer to Adult Criminal Court	---	1	1	0	1	1	8	2	2
Other Cases Reaching Docket									
Motions to Modify/Enforce/Proceed Filed	10	1	2	0	233	148	103	202	117
Cases Reactivated	3	12	8	1	238	126	142	186	95
All Other Cases Added	17	0	0	0	8	10	15	10	12
<b>Total Active Cases on Docket</b>	<b>564</b>	<b>85</b>	<b>61</b>	<b>24</b>	<b>2,550</b>	<b>2,095</b>	<b>1,520</b>	<b>1,933</b>	<b>1,321</b>
<b>Adjudications</b>									
Findings of Delinquent Conduct or CINS									
Plea of True	10	8	14	10	519	217	251	559	237
By the Court	5	1	1	0	59	56	27	69	52
By the Jury	0	0	0	0	0	0	2	0	0
Total Findings of DC/CINS	15	9	15	10	578	273	280	628	289
Deferred Prosecution	9	0	0	0	218	269	80	47	103
Transferred to Adult Criminal Court	---	18	5	0	8	0	23	12	6
Findings of No DC or No CINS									
By the Court	1	0	0	0	4	0	2	0	0
By the Jury	0	0	0	0	0	0	1	0	0
Total Findings of No DC/No CINS	1	0	0	0	4	0	3	0	0
Dismissals	23	2	4	1	240	314	117	62	99
Motions to Modify Disposition									
Denied	0	1	0	1	52	37	12	66	23
Granted	5	1	1	0	140	58	66	114	62
All Other Adjudications/Findings	11	3	1	2	167	139	65	133	48
<b>Total Cases Adjudicated</b>	<b>64</b>	<b>34</b>	<b>26</b>	<b>14</b>	<b>1,407</b>	<b>1,090</b>	<b>646</b>	<b>1,062</b>	<b>630</b>
<b>Cases Placed on Inactive Status</b>	<b>7</b>	<b>11</b>	<b>8</b>	<b>2</b>	<b>204</b>	<b>105</b>	<b>155</b>	<b>147</b>	<b>103</b>
<b>Cases Pending End of Year</b>									
Active Cases	413	37	27	9	929	887	719	677	594
Inactive Cases	9	8	4	0	113	70	107	104	65
<b>Dispositions</b>									
<b>Cases with Finding of DC/CINS</b>									
Probation Granted									
Determinate Sentence Probation	0	3	2	4	198	69	72	336	67
All Other Probation	7	0	2	5	288	219	176	236	205
Committed to Texas Juvenile Justice Dept.									
Determinate Sentence	0	4	10	2	24	1	4	45	3
Indeterminate Sentence	0	0	1	1	40	1	3	20	11
Final Judgment Without Any Disposition	5	0	0	0	30	49	16	12	14
<b>Cases with Granted Motion to Modify Disp.</b>									
Probation Revoked, Child Sent to TJJD	0	0	0	0	11	4	5	24	6
All Other Dispositions	4	1	1	1	125	69	42	97	52

AGE OF CASES DISPOSED	30 Days or Less	31 to 90 Days	91 to 180 Days	Over 180 Days	Total
Number of Cases	2,133	2,388	2,000	4,690	11,211

JUVENILE CASE ACTIVITY

	Delinquent Conduct							Total DC Cases		
	Theft	Auto Theft	Felony Drug Offenses	Misde-meanor Drug Offenses	DWI	Contempt of Court	All Other Offenses	Total Cases	Felonies	Misde-meanors
<b>CASES ON DOCKET</b>										
<b>Cases Pending Beginning of Year</b>										
Active Cases	559	418	320	276	36	32	5,764	12,441	5,282	4,642
Inactive Cases	87	70	29	22	1	0	485	1,336	637	412
Docket Adjustments	14	15	-2	-11	1	-3	-205	-347	159	-85
<b>Cases Added</b>										
New Petitions Filed	274	398	296	86	26	3	2,899	7,540	4,218	2,653
Petitions for Transfer to Adult Criminal Court	4	0	0	0	0	0	12	32	20	0
Other Cases Reaching Docket										
Motions to Modify/Enforce/Proceed Filed	78	121	38	17	3	0	863	1,936	1,075	532
Cases Reactivated	69	90	39	14	3	0	431	1,457	979	449
All Other Cases Added	10	9	2	3	1	0	50	147	71	41
<b>Total Active Cases on Docket</b>	<b>1,008</b>	<b>1,051</b>	<b>693</b>	<b>385</b>	<b>70</b>	<b>32</b>	<b>9,814</b>	<b>23,206</b>	<b>11,804</b>	<b>8,232</b>
<b>Adjudications</b>										
Findings of Delinquent Conduct or CINS										
Plea of True	187	213	110	35	11	3	1,384	3,768	2,354	1,102
By the Court	11	44	12	7	2	0	155	501	337	139
By the Jury	0	0	0	0	0	0	3	5	4	1
Total Findings of DC/CINS	198	257	122	42	13	3	1,542	4,274	2,695	1,242
Deferred Prosecution	65	57	73	13	4	0	731	1,669	766	717
Transferred to Adult Criminal Court	0	3	0	0	0	0	9	84	65	8
Findings of No DC or No CINS										
By the Court	0	0	0	0	1	0	0	8	5	0
By the Jury	0	0	0	0	0	0	0	1	1	0
Total Findings of No DC/No CINS	0	0	0	0	1	0	0	9	6	0
Dismissals	87	96	65	31	7	0	1,110	2,258	828	956
Motions to Modify Disposition										
Denied	20	39	20	7	0	0	128	406	286	109
Granted	41	68	15	15	3	0	355	944	601	258
All Other Adjudications/Findings	64	101	28	12	9	0	784	1,567	781	687
<b>Total Cases Adjudicated</b>	<b>475</b>	<b>621</b>	<b>323</b>	<b>120</b>	<b>37</b>	<b>3</b>	<b>4,659</b>	<b>11,211</b>	<b>6,028</b>	<b>3,977</b>
<b>Cases Placed on Inactive Status</b>	<b>58</b>	<b>73</b>	<b>39</b>	<b>15</b>	<b>5</b>	<b>0</b>	<b>376</b>	<b>1,308</b>	<b>861</b>	<b>400</b>
<b>Cases Pending End of Year</b>										
Active Cases	451	353	338	238	28	26	4,771	10,497	4,812	3,766
Inactive Cases	52	35	16	6	3	0	351	943	573	335
<b>Dispositions</b>										
<b>Cases with Finding of DC/CINS</b>										
Probation Granted										
Determinate Sentence Probation	50	86	57	20	2	0	407	1,373	1,024	341
All Other Probation	128	135	56	22	11	3	1,046	2,539	1,328	809
Committed to Texas Juvenile Justice Dept.										
Determinate Sentence	1	2	1	0	0	0	9	106	97	7
Indeterminate Sentence	7	5	6	1	0	0	21	117	107	5
Final Judgment Without Any Disposition	10	15	6	2	0	0	67	226	86	65
<b>Cases with Granted Motion to Modify Disp.</b>										
Probation Revoked, Child Sent to TJJD	6	14	1	0	0	0	27	98	78	3
All Other Dispositions	34	54	22	14	3	0	653	1,172	494	293

ADDITIONAL COURT ACTIVITY							
	CINS	DC	Total		CINS	DC	Total
Grand Jury Approvals	---	1,144	1,144	Motions to Suppress Granted or Denied	1	3	4
Release or Transfer Hearings	---	255	255	Applications for Sealing Records	970	939	1,909
Detention Hearings	803	19,950	20,753	Motions for Sex Offender Un- or Deregistration	0	31	31
Cases Set for Review	16	3,172	3,188	Cases in Which Attorney Appointed as Counsel	57	7,152	7,209
Competency Hearings	0	105	105	Cases with Retained Counsel	2	1,055	1,057

# STATUTORY COUNTY COURTS

## FELONY CASE ACTIVITY

CASES ON DOCKET	Capital Murder	Murder	Other Homicides	Aggravated Assault or Attempted Murder	Sexual Assault of Adult	Indecency with or Sexual Assault of Child	Family Violence Assault	Aggravated Robbery or Robbery
<b>Cases Pending Beginning of Year</b>								
<i>Active Cases</i>	0	3	10	63	7	31	32	8
<i>Inactive Cases</i>	0	1	0	5	0	4	0	4
Docket Adjustments	2	1	0	7	0	-1	0	2
<b>Cases Added</b>								
Filed by Indictment or Information	0	1	0	54	3	9	35	6
Other Cases Reaching Docket								
<i>Motions to Revoke Filed</i>	1	0	0	11	0	0	12	3
<i>Cases Reactivated</i>	0	0	0	11	0	0	3	1
<i>All Other Cases Added</i>	0	0	0	0	0	0	0	0
<b>Total Active Cases on Docket</b>	<b>3</b>	<b>5</b>	<b>10</b>	<b>146</b>	<b>10</b>	<b>39</b>	<b>82</b>	<b>20</b>
<b>Dispositions</b>								
<b>Convictions</b>								
<i>Guilty Plea or Nolo Contendere</i>	0	0	1	7	0	1	10	1
<i>By the Court</i>	2	0	0	2	0	1	2	0
<i>By the Jury</i>	0	0	0	0	0	0	0	0
Total Convictions	2	0	1	9	0	2	12	1
Deferred Adjudication	0	0	0	8	0	2	3	1
<b>Acquittals</b>								
<i>By the Court</i>	0	0	0	0	0	0	0	0
<i>By the Jury</i>	0	0	0	0	0	0	0	0
Total Acquittals	0	0	0	0	0	0	0	0
Dismissals	1	0	0	16	3	9	6	2
<b>Motions to Revoke</b>								
<i>Granted/Revoked</i>	0	0	0	9	0	0	7	1
<i>Denied/Continued</i>	0	0	0	3	0	2	6	2
All Other Dispositions	0	0	0	1	0	0	1	0
<b>Total Cases Disposed</b>	<b>3</b>	<b>0</b>	<b>1</b>	<b>46</b>	<b>3</b>	<b>15</b>	<b>35</b>	<b>7</b>
<b>Cases Placed on Inactive Status</b>	<b>0</b>	<b>0</b>	<b>0</b>	<b>13</b>	<b>1</b>	<b>3</b>	<b>5</b>	<b>0</b>
<b>Cases Pending End of Year</b>								
<i>Active Cases</i>	0	5	9	88	7	24	42	14
<i>Inactive Cases</i>	0	1	0	6	0	4	2	2
<b>Cases in Which</b>								
<i>Death Penalty Sought</i>	---	---	---	---	---	---	---	---
<i>Death Penalty Not Sought</i>	---	---	---	---	---	---	---	---
<b>Sentencing Information</b>								
<i>Prison</i>	0	0	1	4	0	2	4	1
<i>State Jail</i>	0	0	0	0	0	0	0	0
<i>Local Jail</i>	2	0	0	2	0	0	1	0
<i>Probation/Community Supervision</i>	0	0	0	2	0	0	6	0
<i>Shock Probation</i>	0	0	0	0	0	0	0	0
<i>Fine Only</i>	0	0	0	0	0	0	0	0
<i>Other</i>	0	0	0	0	0	0	0	0

AGE OF CASES DISPOSED	90 Days or Less	91 to 180 Days	181 to 365 Days	Over 365 Days	Total
Number of Cases	199	168	240	196	803



## FELONY CASE ACTIVITY

CASES ON DOCKET	Burglary	Theft	Auto Theft	Drug Sale or Manu- facture	Drug Possession	Felony DWI	Other Felony	Total Cases
<b>Cases Pending Beginning of Year</b>								
<i>Active Cases</i>	40	100	19	29	181	209	159	891
<i>Inactive Cases</i>	13	18	19	0	33	95	38	230
Docket Adjustments	4	2	-1	7	114	40	19	196
<b>Cases Added</b>								
Filed by Indictment or Information	32	81	31	17	279	245	126	919
Other Cases Reaching Docket								
<i>Motions to Revoke Filed</i>	6	23	4	5	61	41	29	196
<i>Cases Reactivated</i>	10	24	11	1	27	92	11	191
<i>All Other Cases Added</i>	0	1	0	0	0	0	0	1
<b>Total Active Cases on Docket</b>	<b>92</b>	<b>231</b>	<b>64</b>	<b>59</b>	<b>662</b>	<b>627</b>	<b>344</b>	<b>2,394</b>
<b>Dispositions</b>								
<b>Convictions</b>								
<i>Guilty Plea or Nolo Contendere</i>	9	39	13	9	79	144	33	346
<i>By the Court</i>	0	5	0	0	2	7	2	23
<i>By the Jury</i>	0	0	0	0	1	0	0	1
Total Convictions	9	44	13	9	82	151	35	370
Deferred Adjudication	6	9	4	1	38	0	16	88
<b>Acquittals</b>								
<i>By the Court</i>	0	0	0	0	0	0	0	0
<i>By the Jury</i>	0	0	0	0	0	0	0	0
Total Acquittals	0	0	0	0	0	0	0	0
Dismissals	8	12	2	11	31	4	32	137
<b>Motions to Revoke</b>								
<i>Granted/Revoked</i>	5	17	2	1	41	23	14	120
<i>Denied/Continued</i>	3	10	2	1	25	12	10	76
All Other Dispositions	0	1	0	0	0	5	4	12
<b>Total Cases Disposed</b>	<b>31</b>	<b>93</b>	<b>23</b>	<b>23</b>	<b>217</b>	<b>195</b>	<b>111</b>	<b>803</b>
<b>Cases Placed on Inactive Status</b>	<b>14</b>	<b>32</b>	<b>13</b>	<b>1</b>	<b>33</b>	<b>104</b>	<b>14</b>	<b>233</b>
<b>Cases Pending End of Year</b>								
<i>Active Cases</i>	51	111	29	35	398	318	226	1,357
<i>Inactive Cases</i>	13	21	20	0	52	117	34	272
<b>Cases in Which</b>								
<i>Death Penalty Sought</i>	---	---	---	---	---	---	---	---
<i>Death Penalty Not Sought</i>	---	---	---	---	---	---	---	---
<b>Sentencing Information</b>								
<i>Prison</i>	2	5	0	7	16	41	15	98
<i>State Jail</i>	2	14	4	1	25	5	7	58
<i>Local Jail</i>	1	10	3	1	12	13	2	47
<i>Probation/Community Supervision</i>	4	14	4	2	24	87	16	159
<i>Shock Probation</i>	0	0	0	0	0	0	0	0
<i>Fine Only</i>	0	0	0	0	0	0	0	0
<i>Other</i>	0	0	0	0	1	0	0	1

# STATUTORY COUNTY COURTS

## MISDEMEANOR CASE ACTIVITY

CASES ON DOCKET	DWI - First Offense	DWI - Second Offense	Theft	Theft by Check	Drug Possession - Marijuana	Drug Offenses - Other
<b>Cases Pending Beginning of Year</b>						
<i>Active Cases</i>	73,960	11,482	25,269	7,839	25,798	10,123
<i>Inactive Cases</i>	31,803	4,944	32,021	11,286	12,262	3,640
Docket Adjustments	-1,078	-265	-632	-825	-314	36
<b>Cases Added</b>						
New Cases Filed	59,122	11,333	19,761	1,367	19,906	8,794
Appealed from Lower Courts	41	10	28	9	8	58
Other Cases Reaching Docket						
<i>Motions to Revoke Filed</i>	3,674	954	1,358	123	1,132	521
<i>Cases Reactivated</i>	14,004	2,710	17,922	3,571	8,117	2,646
<i>All Other Cases Added</i>	376	112	198	36	312	149
<b>Total Active Cases on Docket</b>	<b>150,099</b>	<b>26,336</b>	<b>63,904</b>	<b>12,120</b>	<b>54,959</b>	<b>22,327</b>
<b>Dispositions</b>						
Convictions						
<i>Guilty Plea or Nolo Contendere</i>	26,642	7,801	7,207	392	5,384	2,534
<i>By the Court</i>	175	62	40	1	64	37
<i>By the Jury</i>	99	20	3	0	5	1
Total Convictions	26,916	7,883	7,250	393	5,453	2,572
Deferred Adjudication	6,237	232	3,265	199	2,962	858
Acquittals						
<i>By the Court</i>	31	1	1	1	0	0
<i>By the Jury</i>	49	10	3	0	2	1
Total Acquittals	80	11	4	1	2	1
Dismissals	16,456	1,307	13,768	4,424	13,881	4,595
Motions to Revoke						
<i>Granted/Revoked</i>	1,792	486	877	94	923	343
<i>Denied/Continued</i>	1,892	455	595	127	702	212
All Other Dispositions	640	59	316	16	815	243
<b>Total Cases Disposed</b>	<b>54,013</b>	<b>10,433</b>	<b>26,075</b>	<b>5,254</b>	<b>24,738</b>	<b>8,824</b>
<b>Placed on Inactive Status</b>	<b>13,205</b>	<b>3,139</b>	<b>11,345</b>	<b>381</b>	<b>6,915</b>	<b>2,885</b>
<b>Cases Pending End of Year</b>						
<i>Active Cases</i>	81,215	12,271	27,063	7,200	22,981	10,364
<i>Inactive Cases</i>	31,153	5,653	24,246	7,376	10,551	3,883
<b>Sentencing Information</b>						
<i>Local Jail</i>	12,062	3,547	5,873	222	3,202	1,964
<i>Probation/Comm. Supervision</i>	14,517	4,260	853	145	440	467
<i>Fine Only</i>	265	38	380	22	1,397	139
<i>Other</i>	198	49	86	2	226	36

AGE OF CASES DISPOSED	30 Days or Less	31 to 90 Days	91 to 180 Days	Over 180 Days	Total
Number of Cases	39,616	20,362	19,614	205,437	285,029

INFORMATION ON TRAFFICKING OF PERSONS	Total Filed
Cases for Trafficking of Persons	69
Cases for Prostitution	1,207
Cases for Compelling Prostitution	0

MISDEMEANOR CASE ACTIVITY

CASES ON DOCKET	Family Violence Assault	Assault - Other	Traffic	DWLS/DWLI	Other Misdemeanor Cases	Total Cases
<b>Cases Pending Beginning of Year</b>						
Active Cases	32,641	14,350	12,974	7,652	86,638	308,726
Inactive Cases	13,438	8,702	8,418	6,931	49,832	183,277
Docket Adjustments	-261	128	-387	-205	-1,888	-5,691
<b>Cases Added</b>						
New Cases Filed	33,824	12,872	6,820	3,598	102,869	280,266
Appealed from Lower Courts	15	34	7,511	62	1,557	9,333
<b>Other Cases Reaching Docket</b>						
Motions to Revoke Filed	1,546	653	295	158	3,378	13,792
Cases Reactivated	10,227	4,364	4,076	3,363	33,107	104,107
All Other Cases Added	333	247	103	38	955	2,859
<b>Total Active Cases on Docket</b>	<b>78,325</b>	<b>32,648</b>	<b>31,392</b>	<b>14,666</b>	<b>226,616</b>	<b>713,392</b>
<b>Dispositions</b>						
<b>Convictions</b>						
Guilty Plea or Nolo Contendere	6,737	3,068	3,449	1,687	27,670	92,571
By the Court	87	32	36	26	224	784
By the Jury	20	10	2	1	29	190
Total Convictions	6,844	3,110	3,487	1,714	27,923	93,545
Deferred Adjudication	4,012	1,574	4,399	409	9,127	33,274
<b>Acquittals</b>						
By the Court	22	8	4	0	8	76
By the Jury	46	17	1	0	24	153
Total Acquittals	68	25	5	0	32	229
Dismissals	15,874	5,155	7,461	4,455	50,600	137,976
<b>Motions to Revoke</b>						
Granted/Revoked	981	355	168	146	1,989	8,154
Denied/Continued	589	258	143	89	1,520	6,582
All Other Dispositions	195	141	512	257	2,075	5,269
<b>Total Cases Disposed</b>	<b>28,563</b>	<b>10,618</b>	<b>16,175</b>	<b>7,070</b>	<b>93,266</b>	<b>285,029</b>
<b>Placed on Inactive Status</b>	<b>11,875</b>	<b>5,061</b>	<b>2,043</b>	<b>2,087</b>	<b>33,884</b>	<b>92,820</b>
<b>Cases Pending End of Year</b>						
Active Cases	35,522	18,343	12,749	6,367	96,464	330,539
Inactive Cases	17,109	7,597	6,242	4,636	50,814	169,260
<b>Sentencing Information</b>						
Local Jail	5,078	2,414	1,093	1,581	23,639	60,675
Probation/Comm. Supervision	1,130	431	320	77	2,347	24,987
Fine Only	464	165	1,929	177	960	5,936
Other	105	39	71	42	495	1,349

ADDITIONAL COURT ACTIVITY	Misdemeanor	Felony	Total
Cases in Which Jury Selected	339	1	340
Cases in Which Mistrial Declared	12	0	12
Motions to Suppress Granted or Denied	495	4	499
Mental Illness/Intellectual Disability Assessments	19,473	3	19,476
Competency Examination Reports	2,722	11	2,733
Cases Set for Review	19,528	17	19,545
Cases in Which Attorney Appointed as Counsel	133,537	372	133,909
Cases with Retained Counsel	94,838	203	95,041

# STATUTORY COUNTY COURTS

## CIVIL CASE ACTIVITY

CASES ON DOCKET	Injury or Damage					
	Motor Vehicle	Medical Malpractice	Other Professional Malpractice	Product Liability - Asbestos/Silica	Other Product Liability	Other Injury or Damage
<b>Cases Pending Beginning of Year</b>						
<i>Active Cases</i>	22,674	103	50	333	92	5,320
<i>Inactive Cases</i>	201	1	2	2	3	67
Docket Adjustments	-1,027	-21	-27	-326	-6	-1,083
<b>Cases Added</b>						
New Cases Filed	12,241	27	5	3	27	2,045
Cases Appealed from Lower Courts	4	0	0	0	0	16
Other Cases Reaching Docket						
<i>Cases Reactivated</i>	67	0	0	0	0	13
<i>All Other Cases Added</i>	390	2	0	0	2	55
<b>Total Active Cases on Docket</b>	<b>34,349</b>	<b>111</b>	<b>28</b>	<b>10</b>	<b>115</b>	<b>6,366</b>
<b>Dispositions</b>						
Change of Venue Transfers	80	0	0	0	0	32
Default Judgments	819	0	1	0	0	138
Agreed Judgments	508	1	1	0	2	71
Summary Judgments	102	1	0	0	0	42
Final Judgments						
<i>After Non-Jury Trial</i>	413	0	0	0	0	91
<i>By Jury Verdict</i>	17	0	0	0	0	1
<i>By Directed Verdict</i>	1	0	0	0	0	1
<i>Dismissed for Want of Prosecution</i>	1,124	0	1	0	2	178
<i>Non-Suited or Dismissed by Plaintiff</i>	6,325	22	3	1	16	934
All Other Dispositions	1,613	3	0	0	7	364
<b>Total Cases Disposed</b>	<b>11,002</b>	<b>27</b>	<b>6</b>	<b>1</b>	<b>27</b>	<b>1,852</b>
<b>Cases Placed on Inactive Status</b>	<b>95</b>	<b>0</b>	<b>0</b>	<b>0</b>	<b>0</b>	<b>26</b>
<b>Cases Pending End of Year</b>						
<i>Active Cases</i>	21,230	83	19	9	82	4,296
<i>Inactive Cases</i>	184	1	2	2	4	79

AGE OF CASES DISPOSED	3 Months or Less	Over 3 to 6 Months	Over 6 to 12 Months	12 to 18 Months	Over 18 Months	Total
Number of Cases	28,713	16,126	22,146	10,952	20,364	98,301

CIVIL CASE ACTIVITY

CASES ON DOCKET	Real Property		Contract		Civil Cases Relating to Criminal Matters	All Other Civil Cases	Tax	Total Cases
	Eminent Domain	Other Real Property	Consumer/ Commer- cial/ Debt	Other Contract				
<b>Cases Pending Beginning of Year</b>								
<i>Active Cases</i>	4,627	3,124	47,926	13,983	79,020	18,689	3,913	199,854
<i>Inactive Cases</i>	11	12	833	301	194	259	6	1,892
Docket Adjustments	-2,003	-2,751	-1,122	-1,180	-2,671	389	441	-11,387
<b>Cases Added</b>								
New Cases Filed	881	308	39,767	5,544	19,809	8,150	1,855	90,662
Cases Appealed from Lower Courts	0	629	168	843	2	3,427	0	5,089
Other Cases Reaching Docket								
<i>Cases Reactivated</i>	1	3	265	13	5	48	3	418
<i>All Other Cases Added</i>	29	13	1,793	93	73	551	2	3,003
<b>Total Active Cases on Docket</b>	<b>3,535</b>	<b>1,326</b>	<b>88,797</b>	<b>19,296</b>	<b>96,238</b>	<b>31,254</b>	<b>6,214</b>	<b>287,639</b>
<b>Dispositions</b>								
Change of Venue Transfers	34	7	86	14	7	66	0	326
Default Judgments	1	68	15,175	1,308	2,774	649	221	21,154
Agreed Judgments	162	34	4,143	386	2,959	516	205	8,988
Summary Judgments	4	16	927	159	81	194	92	1,618
Final Judgments								
<i>After Non-Jury Trial</i>	278	101	1,097	411	1,386	1,601	367	5,745
<i>By Jury Verdict</i>	3	0	6	0	1	5	0	33
<i>By Directed Verdict</i>	0	0	7	1	2	1	0	13
<i>Dismissed for Want of Prosecution</i>	14	104	4,301	456	919	1,440	33	8,572
<i>Non-Suited or Dismissed by Plaintiff</i>	350	135	13,604	1,610	7,300	2,379	824	33,503
All Other Dispositions	225	120	3,247	2,227	6,995	3,395	153	18,349
<b>Total Cases Disposed</b>	<b>1,071</b>	<b>585</b>	<b>42,593</b>	<b>6,572</b>	<b>22,424</b>	<b>10,246</b>	<b>1,895</b>	<b>98,301</b>
<b>Cases Placed on Inactive Status</b>	<b>1</b>	<b>6</b>	<b>345</b>	<b>22</b>	<b>25</b>	<b>88</b>	<b>0</b>	<b>608</b>
<b>Cases Pending End of Year</b>								
<i>Active Cases</i>	2,394	734	41,534	12,512	73,427	17,845	4,316	178,481
<i>Inactive Cases</i>	11	11	798	305	151	287	6	1,841

ADDITIONAL COURT ACTIVITY	Total
Cases in Which Jury Selected	159
Cases in Which Mistrial Declared	4
Injunction or Show Cause Order Issued	803
Cases in Which Plaintiff/Petitioner Represented Self	4,340

# STATUTORY COUNTY COURTS

## FAMILY CASE ACTIVITY

CASES ON DOCKET	Divorce		Parent-Child - No Divorce	Child Protective Services	Termination of Parental Rights	Adoption	Protective Orders - No Divorce	All Other Family Law Cases
	Children	No Children						
<b>Cases Pending Beginning of Year</b>								
<i>Active Cases</i>	8,827	7,146	3,131	3,931	463	917	1,916	3,315
<i>Inactive Cases</i>	97	72	26	57	3	3	16	21
Docket Adjustments	-191	-126	-109	-121	-13	-4	-102	-210
<b>Cases Added</b>								
New Cases Filed	6,993	8,121	1,700	1,686	246	1,008	1,322	2,158
Other Cases Reaching Docket								
<i>Cases Reactivated</i>	14	9	6	6	3	0	0	3
<i>All Other Cases Added</i>	215	49	116	26	2	5	65	178
<b>Total Active Cases on Docket</b>	<b>15,858</b>	<b>15,199</b>	<b>4,844</b>	<b>5,528</b>	<b>701</b>	<b>1,926</b>	<b>3,201</b>	<b>5,444</b>
<b>Dispositions</b>								
Change of Venue Transfers	117	90	50	25	3	18	13	22
Default Judgments	226	357	71	16	7	8	46	23
Agreed Judgments	2,147	2,620	328	90	15	110	97	310
Summary Judgments	3	1	2	0	1	0	1	4
Final Judgments								
<i>After Non-Jury Trial</i>	2,539	3,091	431	599	92	577	472	858
<i>By Jury Verdict</i>	4	1	0	1	0	1	1	0
<i>By Directed Verdict</i>	1	3	0	1	0	1	0	0
<i>Dismissed for Want of Prosecution</i>	498	378	163	32	11	19	83	99
<i>Non-Suited or Dismissed by Plaintiff</i>	402	349	130	578	25	20	219	75
All Other Dispositions	480	639	180	267	41	190	314	600
<b>Total Cases Disposed</b>	<b>6,417</b>	<b>7,529</b>	<b>1,355</b>	<b>1,609</b>	<b>195</b>	<b>944</b>	<b>1,246</b>	<b>1,991</b>
<b>Cases Placed on Inactive Status</b>	<b>15</b>	<b>9</b>	<b>5</b>	<b>11</b>	<b>5</b>	<b>0</b>	<b>0</b>	<b>1</b>
<b>Cases Pending End of Year</b>								
<i>Active Cases</i>	8,665	6,902	3,313	3,855	488	932	1,898	3,304
<i>Inactive Cases</i>	30	18	7	15	3	0	0	3

AGE OF CASES DISPOSED	3 Months or Less	Over 3 to 6 Months	Over 6 to 12 Months	12 to 18 Months	Over 18 Months	Total
Number of Cases	12,881	6,710	6,827	3,140	4,378	33,936

FAMILY CASE ACTIVITY

	Title IV-D			Post-Judgment Actions				Total Cases
	Paternity	Support Order	UIFSA	Modification - Custody	Modification - Other	Enforcement	Title IV-D	
<b>CASES ON DOCKET</b>								
<b>Cases Pending Beginning of Year</b>								
<i>Active Cases</i>	2,955	2,076	249	2,547	4,167	2,238	6,805	50,683
<i>Inactive Cases</i>	19	106	4	8	16	19	313	780
Docket Adjustments	-48	-73	-7	-111	-174	21	-152	-1,420
<b>Cases Added</b>								
New Cases Filed	3,414	2,390	128	1,008	1,551	609	3,860	36,194
Other Cases Reaching Docket								
<i>Cases Reactivated</i>	0	4	0	1	1	0	41	88
<i>All Other Cases Added</i>	163	158	3	215	164	89	366	1,814
<b>Total Active Cases on Docket</b>	<b>6,484</b>	<b>4,555</b>	<b>373</b>	<b>3,660</b>	<b>5,709</b>	<b>2,957</b>	<b>10,920</b>	<b>87,359</b>
<b>Dispositions</b>								
Change of Venue Transfers	16	15	0	45	97	13	74	598
Default Judgments	156	54	11	35	54	17	167	1,248
Agreed Judgments	859	393	19	244	410	119	1,085	8,846
Summary Judgments	0	1	0	0	0	0	1	14
Final Judgments								
<i>After Non-Jury Trial</i>	828	1,021	27	246	290	136	1,942	13,149
<i>By Jury Verdict</i>	0	0	0	0	0	0	1	9
<i>By Directed Verdict</i>	0	0	0	1	0	1	1	9
<i>Dismissed for Want of Prosecution</i>	35	18	4	68	105	51	41	1,605
<i>Non-Suited or Dismissed by Plaintiff</i>	684	449	26	54	99	119	783	4,012
All Other Dispositions	314	339	20	135	330	61	536	4,446
<b>Total Cases Disposed</b>	<b>2,892</b>	<b>2,290</b>	<b>107</b>	<b>828</b>	<b>1,385</b>	<b>517</b>	<b>4,631</b>	<b>33,936</b>
<b>Cases Placed on Inactive Status</b>	<b>0</b>	<b>2</b>	<b>0</b>	<b>1</b>	<b>5</b>	<b>1</b>	<b>3</b>	<b>58</b>
<b>Cases Pending End of Year</b>								
<i>Active Cases</i>	3,577	2,156	248	2,816	4,132	2,335	6,024	50,645
<i>Inactive Cases</i>	1	3	2	10	11	18	106	227

ADDITIONAL COURT ACTIVITY	Total
Cases in Which Jury Selected	15
Cases in Which Mistrial Declared	2
Injunction of Show Cause Order Issued	1,087
Protective Orders Signed	895
Cases Set for Review	2,459
Cases in Which Plaintiff/Petitioner Represented Self	8,307

# STATUTORY COUNTY COURTS

## JUVENILE CASE ACTIVITY

CASES ON DOCKET	CINS	Delinquent Conduct							
		Capital Murder	Murder	Other Homicides	Aggravated Assault or Attempted Murder	Assault	Indecency with or Sexual Assault of Child	Aggravated Robbery or	Burglary
<b>Cases Pending Beginning of Year</b>									
Active Cases	374	12	22	3	444	996	425	171	444
Inactive Cases	2	0	0	0	4	21	0	2	9
Docket Adjustments	-36	-7	-4	5	-88	-154	-105	-43	-201
<b>Cases Added</b>									
New Petitions Filed	75	5	15	6	258	556	228	92	106
Petitions for Transfer to Adult Criminal Court	---	3	4	1	9	1	12	7	2
Other Cases Reaching Docket									
Motions to Modify/Enforce/Proceed Filed	19	0	0	0	93	146	74	32	59
Cases Reactivated	0	0	1	0	4	24	2	1	1
All Other Cases Added	0	0	1	1	31	40	16	10	11
<b>Total Active Cases on Docket</b>	<b>432</b>	<b>13</b>	<b>39</b>	<b>16</b>	<b>751</b>	<b>1,609</b>	<b>652</b>	<b>270</b>	<b>422</b>
<b>Adjudications</b>									
Findings of Delinquent Conduct or CINS									
Plea of True	31	2	7	3	138	284	125	52	97
By the Court	7	3	0	1	29	19	12	7	8
By the Jury	0	0	0	0	1	1	0	0	0
Total Findings of DC/CINS	38	5	7	4	168	304	137	59	105
Deferred Prosecution	7	0	0	0	15	63	1	1	7
Transferred to Adult Criminal Court	---	1	6	0	6	0	12	7	3
Findings of No DC or No CINS									
By the Court	0	0	0	0	2	1	0	0	0
By the Jury	0	0	0	0	0	0	0	0	0
Total Findings of No DC/No CINS	0	0	0	0	2	1	0	0	0
Dismissals	22	1	0	1	64	241	72	14	26
Motions to Modify Disposition									
Denied	2	0	0	0	6	12	1	3	2
Granted	7	0	1	0	60	87	45	17	38
All Other Adjudications/Findings	1	0	0	0	40	40	21	16	10
<b>Total Cases Adjudicated</b>	<b>77</b>	<b>7</b>	<b>14</b>	<b>5</b>	<b>361</b>	<b>748</b>	<b>289</b>	<b>117</b>	<b>191</b>
<b>Cases Placed on Inactive Status</b>	<b>0</b>	<b>0</b>	<b>1</b>	<b>0</b>	<b>6</b>	<b>14</b>	<b>7</b>	<b>2</b>	<b>5</b>
<b>Cases Pending End of Year</b>									
Active Cases	355	6	24	10	383	761	340	150	224
Inactive Cases	2	0	0	0	5	10	0	1	9
<b>Dispositions</b>									
<b>Cases with Finding of DC/CINS</b>									
Probation Granted									
Determinate Sentence Probation	---	0	2	3	29	63	40	11	24
All Other Probation	29	0	1	0	89	207	81	37	51
Committed to Texas Juvenile Justice Dept.									
Determinate Sentence	---	6	5	1	4	1	3	4	4
Indeterminate Sentence	---	0	0	0	33	2	12	7	10
Final Judgment Without Any Disposition	1	0	0	0	15	50	5	5	12
<b>Cases with Granted Motion to Modify Disp.</b>									
Probation Revoked, Child Sent to TJJD	---	0	0	0	5	3	4	5	4
All Other Dispositions	2	0	0	0	18	33	7	7	10

AGE OF CASES DISPOSED	30 Days or Less	31 to 90 Days	91 to 180 Days	Over 180 Days	Total
Number of Cases	652	1,211	831	1,016	3,710



JUVENILE CASE ACTIVITY

CASES ON DOCKET	Delinquent Conduct							Total DC Cases		
	Theft	Auto Theft	Felony Drug Offenses	Misdemeanor Drug Offenses	DWI	Contempt of Court	All Other Offenses	Total Cases	Felonies	Misdemeanors
<b>Cases Pending Beginning of Year</b>										
Active Cases	606	211	187	841	9	6	2,811	7,562	1,917	2,701
Inactive Cases	3	1	2	3	0	0	13	60	16	39
Docket Adjustments	-107	-112	-53	-113	0	-4	-1,084	-2,106	-41	-393
<b>Cases Added</b>										
New Petitions Filed	227	95	185	86	12	2	729	2,677	1,277	1,028
Petitions for Transfer to Adult Criminal Court	0	1	3	2	0	0	8	53	29	3
Other Cases Reaching Docket										
<i>Motions to Modify/Enforce/Proceed Filed</i>	50	27	44	33	3	0	202	782	446	276
<i>Cases Reactivated</i>	5	0	1	2	0	0	6	47	6	23
<i>All Other Cases Added</i>	16	11	19	19	1	0	68	244	131	112
<b>Total Active Cases on Docket</b>	<b>797</b>	<b>233</b>	<b>386</b>	<b>870</b>	<b>25</b>	<b>4</b>	<b>2,740</b>	<b>9,259</b>	<b>3,765</b>	<b>3,750</b>
<b>Adjudications</b>										
Findings of Delinquent Conduct or CINS										
<i>Plea of True</i>	110	51	102	56	9	1	526	1,594	843	563
<i>By the Court</i>	9	12	7	2	0	0	27	143	90	23
<i>By the Jury</i>	0	0	0	0	0	0	1	3	1	1
Total Findings of DC/CINS	119	63	109	58	9	1	554	1,740	934	587
Deferred Prosecution	29	4	13	10	1	0	55	206	58	106
Transferred to Adult Criminal Court	3	1	3	0	0	0	6	48	37	1
Findings of No DC or No CINS										
<i>By the Court</i>	1	2	0	0	0	0	3	9	5	4
<i>By the Jury</i>	0	0	0	0	0	0	0	0	0	0
Total Findings of No DC/No CINS	1	2	0	0	0	0	3	9	5	4
Dismissals	63	21	36	39	2	0	235	837	301	378
Motions to Modify Disposition										
<i>Denied</i>	3	3	3	1	0	0	15	51	23	17
<i>Granted</i>	26	16	29	22	2	0	128	478	264	153
All Other Adjudications/Findings	29	17	24	23	0	0	120	341	186	152
<b>Total Cases Adjudicated</b>	<b>273</b>	<b>127</b>	<b>217</b>	<b>153</b>	<b>14</b>	<b>1</b>	<b>1,116</b>	<b>3,710</b>	<b>1,808</b>	<b>1,398</b>
<b>Cases Placed on Inactive Status</b>	<b>3</b>	<b>1</b>	<b>4</b>	<b>1</b>	<b>0</b>	<b>0</b>	<b>6</b>	<b>50</b>	<b>12</b>	<b>16</b>
<b>Cases Pending End of Year</b>										
Active Cases	471	102	164	415	7	3	1,461	4,876	1,951	2,122
Inactive Cases	2	2	5	2	0	0	10	48	16	22
<b>Dispositions</b>										
<b>Cases with Finding of DC/CINS</b>										
Probation Granted										
<i>Determinate Sentence Probation</i>	21	11	46	30	3	1	115	399	220	158
<i>All Other Probation</i>	80	37	61	25	6	0	274	978	538	366
Committed to Texas Juvenile Justice Dept.										
<i>Determinate Sentence</i>	0	0	0	0	0	0	7	35	30	1
<i>Indeterminate Sentence</i>	6	6	6	0	0	0	58	140	123	15
Final Judgment Without Any Disposition	17	5	4	5	1	0	59	179	38	59
<b>Cases with Granted Motion to Modify Disp.</b>										
Probation Revoked, Child Sent to TJJD	2	4	1	1	0	0	5	34	29	0
All Other Dispositions	22	2	10	7	1	0	62	181	66	85

ADDITIONAL COURT ACTIVITY							
	CINS	DC	Total		CINS	DC	Total
Grand Jury Approvals	---	50	50	Motions to Suppress Granted or Denied	0	0	0
Release or Transfer Hearings	---	11	11	Applications for Sealing Records	2	290	292
Detention Hearings	26	4,123	4,149	Motions for Sex Offender Un- or Deregistration	0	39	39
Cases Set for Review	0	430	430	Cases in Which Attorney Appointed as Counsel	39	3,038	3,077
Competency Hearings	0	50	50	Cases with Retained Counsel	33	859	892

# STATUTORY COUNTY COURTS

## PROBATE AND GUARDIANSHIP CASES

CASES ON DOCKET	Decedents' Estates			Guardianships		All Other Cases	Total Cases
	Independent Administration	Dependent Administration	All Other Estate Proceedings	Minor	Adult		
New Cases, Applications or Contests Filed	36,879	1,926	13,560	502	3,712	1,974	58,600
<b>Other Cases Added</b>							
<i>Ancillary Cases</i>	300	103	37	1	46	68	555
<i>All Other Matters</i>	3,750	1,029	448	267	3,864	224	9,582
<b>Inventories Filed</b>	23,861	1,143	---	96	770	---	25,870
<b>Guardianship of Person Reports Filed</b>	---	---	---	860	27,039	---	27,899
<b>Annual or Final Accounts Filed</b>	---	1,655	---	880	4,304	---	6,839

## ADDITIONAL COURT ACTIVITY

	Total
Guardianships	
<i>Dismissed or Denied</i>	172
<i>Granted</i>	2,868
<i>Closed</i>	1,595
<i>Active</i>	40,104
Chapter 1102 Investigations	3,011
Chapter 48 Removals	27
Hearings Held	64,354
Cases in Which Plaintiff/Petitioner Represented Self	2,295

## MENTAL HEALTH CASE ACTIVITY

CASES ON DOCKET	Temporary Mental Health Services	Extended Mental Health Services	Modification	
			Inpatient to Outpatient	Outpatient to Inpatient
<b>Intake</b>				
New Applications Filed	43,867	208	116	164
Orders for Protective Custody Signed	41,194	---	---	---
<b>Hearings</b>				
Probable Cause Hearings Held	37,271	---	---	---
Release/Dismissal Prior to Final Hearing	43,095	35	5	46
Final Commitment Hearings Held	6,346	146	30	24
<b>Other Information</b>				
Disposition at Final Hearing				
<i>Denied (Release)</i>	2,155	7	0	1
<i>Granted (Commit)</i>				
<i>Inpatient</i>	5,111	103	8	---
<i>Outpatient</i>	303	54	---	24

## ORDER TO AUTHORIZE PSYCHOACTIVE MEDICATIONS

	Total
New Applications Filed	4,160
Dismissal Prior to Hearing	589
Hearings Held	3,156
Disposition at Hearing	
<i>Denied</i>	118
<i>Granted</i>	3,023



Comal County Courthouse

# CONSTITUTIONAL COUNTY COURTS

## CRIMINAL CASE ACTIVITY

CASES ON DOCKET	DWI - First Offense	DWI - Second Offense	Theft	Theft by Check	Drug Possession - Marijuana	Drug Offenses - Other
<b>Cases Pending Beginning of Year</b>						
<i>Active Cases</i>	11,639	1,601	5,413	8,235	8,736	3,971
<i>Inactive Cases</i>	1,504	323	1,387	1,857	1,639	489
Docket Adjustments	210	39	34	-48	137	-22
<b>Cases Added</b>						
New Cases Filed	3,532	766	1,322	117	4,752	1,380
Appealed from Lower Courts	2	0	0	0	2	31
Other Cases Reaching Docket						
<i>Motions to Revoke Filed</i>	277	92	121	5	217	80
<i>Cases Reactivated</i>	540	133	517	248	742	232
<i>All Other Cases Added</i>	32	3	5	1	40	10
<b>Total Active Cases on Docket</b>	<b>16,232</b>	<b>2,634</b>	<b>7,412</b>	<b>8,558</b>	<b>14,626</b>	<b>5,682</b>
<b>Dispositions</b>						
Convictions						
<i>Guilty Plea or Nolo Contendere</i>	1,722	610	473	27	1,447	424
<i>By the Court</i>	107	28	39	1	83	28
<i>By the Jury</i>	6	0	0	0	2	0
Total Convictions	1,835	638	512	28	1,532	452
Deferred Adjudication	459	22	123	5	664	124
Acquittals						
<i>By the Court</i>	0	0	7	0	5	0
<i>By the Jury</i>	4	1	0	0	1	0
Total Acquittals	4	1	7	0	6	0
Dismissals	1,425	174	855	959	2,360	762
Motions to Revoke						
<i>Granted/Revoked</i>	144	45	68	8	102	46
<i>Denied/Continued</i>	83	22	32	13	77	14
All Other Dispositions	273	71	105	18	495	129
<b>Total Cases Disposed</b>	<b>4,223</b>	<b>973</b>	<b>1,702</b>	<b>1,031</b>	<b>5,236</b>	<b>1,527</b>
<b>Cases Placed on Inactive Status</b>	<b>592</b>	<b>144</b>	<b>464</b>	<b>62</b>	<b>988</b>	<b>335</b>
<b>Cases Pending End of Year</b>						
<i>Active Cases</i>	11,107	1,455	5,122	7,093	8,072	3,758
<i>Inactive Cases</i>	1,567	324	1,297	1,655	1,845	570
Sentencing Information						
<i>Local Jail</i>	349	124	226	13	480	226
<i>Probation/Community Supervision</i>	1,112	406	176	6	239	111
<i>Fine Only</i>	99	19	22	2	442	38
<i>Other</i>	59	17	44	2	174	25

AGE OF CASES DISPOSED	30 Days or Less	31 to 60 Days	61 to 90 Days	Over 90 Days	Total
Number of Cases	6,038	3,528	4,166	19,244	32,976

CRIMINAL CASE ACTIVITY

CASES ON DOCKET	Family Violence Assault	Assault - Other	Traffic	DWLS/ DWLI	Other Misdemeanor Cases	Total Cases
<b>Cases Pending Beginning of Year</b>						
<i>Active Cases</i>	2,774	3,628	8,598	3,999	21,043	79,637
<i>Inactive Cases</i>	456	275	592	686	2,676	11,884
Docket Adjustments	68	28	331	119	-2,545	-1,649
<b>Cases Added</b>						
New Cases Filed	2,392	1,059	2,203	1,317	10,905	29,745
Appealed from Lower Courts	1	5	1,604	31	142	1,818
<b>Other Cases Reaching Docket</b>						
<i>Motions to Revoke Filed</i>	150	52	65	56	421	1,536
<i>Cases Reactivated</i>	343	185	197	356	1,716	5,209
<i>All Other Cases Added</i>	11	8	10	2	61	183
<b>Total Active Cases on Docket</b>	<b>5,739</b>	<b>4,965</b>	<b>13,008</b>	<b>5,880</b>	<b>31,743</b>	<b>116,479</b>
<b>Dispositions</b>						
<b>Convictions</b>						
<i>Guilty Plea or Nolo Contendere</i>	718	327	635	459	3,200	10,042
<i>By the Court</i>	63	21	52	14	220	656
<i>By the Jury</i>	2	2	3	0	2	17
<b>Total Convictions</b>	<b>783</b>	<b>350</b>	<b>690</b>	<b>473</b>	<b>3,422</b>	<b>10,715</b>
Deferred Adjudication	216	121	749	95	652	3,230
<b>Acquittals</b>						
<i>By the Court</i>	1	1	0	0	4	18
<i>By the Jury</i>	3	2	1	1	4	17
<b>Total Acquittals</b>	<b>4</b>	<b>3</b>	<b>1</b>	<b>1</b>	<b>8</b>	<b>35</b>
Dismissals	1,049	431	2,289	975	4,283	15,562
<b>Motions to Revoke</b>						
<i>Granted/Revoked</i>	77	40	19	31	208	788
<i>Denied/Continued</i>	30	12	13	19	68	383
All Other Dispositions	128	58	380	97	509	2,263
<b>Total Cases Disposed</b>	<b>2,287</b>	<b>1,015</b>	<b>4,141</b>	<b>1,691</b>	<b>9,150</b>	<b>32,976</b>
<b>Cases Placed on Inactive Status</b>	<b>479</b>	<b>229</b>	<b>254</b>	<b>336</b>	<b>2,448</b>	<b>6,331</b>
<b>Cases Pending End of Year</b>						
<i>Active Cases</i>	2,903	3,580	8,120	3,528	19,463	74,201
<i>Inactive Cases</i>	581	339	636	685	3,378	12,877
<b>Sentencing Information</b>						
<i>Local Jail</i>	362	164	124	196	1,827	4,091
<i>Probation/Community Supervision</i>	269	116	115	78	705	3,333
<i>Fine Only</i>	53	32	246	84	323	1,360
<i>Other</i>	55	28	45	52	201	702

ADDITIONAL COURT ACTIVITY	Total
Cases in Which Jury Selected	7
Cases in Which Mistrial Declared	0
Motions to Suppress Granted or Denied	19
Mental Illness/Intellectual Disability Assessments	2,259
Competency Examination Reports	6
Cases Set for Review	267
Cases in Which Attorney Appointed as Counsel	7,261
Cases with Retained Counsel	5,764

# CONSTITUTIONAL COUNTY COURTS

## CIVIL CASE ACTIVITY

CASES ON DOCKET	Injury or Damage		Real Property	Civil Cases Relating to Criminal Matters
	Motor Vehicle	Other Injury or Damage		
<b>Cases Pending Beginning of Year</b>				
<i>Active Cases</i>	264	110	31	9,576
<i>Inactive Cases</i>	28	5	1	313
Docket Adjustments	4	0	-2	595
<b>Cases Added</b>				
New Cases Filed	15	7	11	2,055
Appealed from Lower Courts	0	0	1	4
Other Cases Reaching Docket				
<i>Cases Reactivated</i>	0	0	1	56
<i>All Other Cases Added</i>	0	0	0	11
<b>Total Active Cases on Docket</b>	<b>301</b>	<b>117</b>	<b>42</b>	<b>12,297</b>
<b>Dispositions</b>				
Change of Venue Transfers	0	0	0	0
Default Judgments	2	1	1	96
Agreed Judgments	1	0	0	419
Summary Judgments	0	0	0	1
Final Judgments				
<i>After Non-Jury Trial</i>	1	2	1	39
<i>By Jury Verdict</i>	0	0	0	0
<i>By Directed Verdict</i>	0	0	0	2
<i>Dismissed for Want of Prosecution</i>	0	0	0	232
<i>Non-Suited or Dismissed by Plaintiff</i>	11	1	0	290
All Other Dispositions	3	1	2	395
<b>Total Cases Disposed</b>	<b>18</b>	<b>5</b>	<b>4</b>	<b>1,474</b>
<b>Cases Placed on Inactive Status</b>	<b>0</b>	<b>0</b>	<b>0</b>	<b>91</b>
<b>Cases Pending End of Year</b>				
<i>Active Cases</i>	267	94	36	9,512
<i>Inactive Cases</i>	30	5	0	314

AGE OF CASES DISPOSED	3 Months or Less	Over 3 to 6 Months	Over 6 to 12 Months	12 to 18 Months	Over 18 Months	Total
Number of Cases	1,290	189	293	183	684	2,639

CIVIL CASE ACTIVITY

CASES ON DOCKET	Contract			All Other Civil Cases	Total Cases
	Consumer/ Commercial/ Debt	Landlord/Tenant	Other Contract		
<b>Cases Pending Beginning of Year</b>					
<i>Active Cases</i>	2,969	94	300	6,657	20,001
<i>Inactive Cases</i>	144	3	7	338	839
Docket Adjustments	-53	7	3	-58	496
<b>Cases Added</b>					
New Cases Filed	586	48	50	899	3,689
Appealed from Lower Courts	3	13	4	24	49
Other Cases Reaching Docket					
<i>Cases Reactivated</i>	18	1	1	0	77
<i>All Other Cases Added</i>	9	3	2	24	49
<b>Total Active Cases on Docket</b>	<b>3,532</b>	<b>166</b>	<b>360</b>	<b>7,546</b>	<b>24,361</b>
<b>Dispositions</b>					
Change of Venue Transfers	1	0	0	2	3
Default Judgments	154	4	7	83	348
Agreed Judgments	46	0	1	91	558
Summary Judgments	8	0	2	3	14
Final Judgments					
<i>After Non-Jury Trial</i>	12	24	4	44	127
<i>By Jury Verdict</i>	0	1	0	0	1
<i>By Directed Verdict</i>	0	0	0	0	2
<i>Dismissed for Want of Prosecution</i>	77	2	6	31	348
<i>Non-Suited or Dismissed by Plaintiff</i>	153	5	12	75	547
All Other Dispositions	33	9	3	245	691
<b>Total Cases Disposed</b>	<b>484</b>	<b>45</b>	<b>35</b>	<b>574</b>	<b>2,639</b>
<b>Cases Placed on Inactive Status</b>	<b>21</b>	<b>1</b>	<b>0</b>	<b>24</b>	<b>137</b>
<b>Cases Pending End of Year</b>					
<i>Active Cases</i>	2,931	107	316	6,335	19,598
<i>Inactive Cases</i>	142	3	5	338	837

ADDITIONAL COURT ACTIVITY	Total
Cases in Which Jury Selected	5
Cases in Which Mistrial Declared	0
Injunction of Show Cause Order Issued	4
Protective Orders Signed	157
Cases in Which Plaintiff/Petitioner Represented Self	488

# CONSTITUTIONAL COUNTY COURTS

## JUVENILE CASE ACTIVITY

CASES ON DOCKET	CINS	Delinquent Conduct								
		Capital Murder	Murder	Other Homicides	Aggravated Assault or Attempted Murder	Assault	Indecency with or Sexual Assault of Child	Aggravated Robbery or	Burglary	
<b>Cases Pending Beginning of Year</b>										
Active Cases	93	2	1	1	64	176	83	14	107	
Inactive Cases	2	0	0	0	0	1	0	0	0	
Docket Adjustments	-8	0	2	0	4	-3	5	2	6	
<b>Cases Added</b>										
New Petitions Filed	5	0	0	0	24	69	38	10	58	
Petitions for Transfer to Adult Criminal Court	---	0	0	0	1	1	0	1	1	
<b>Other Cases Reaching Docket</b>										
Motions to Modify/Enforce/Proceed Filed	0	0	0	0	4	4	0	1	3	
Cases Reactivated	0	0	0	0	0	0	0	0	0	
All Other Cases Added	2	0	0	0	1	3	1	0	1	
<b>Total Active Cases on Docket</b>	<b>92</b>	<b>2</b>	<b>3</b>	<b>1</b>	<b>98</b>	<b>250</b>	<b>127</b>	<b>28</b>	<b>176</b>	
<b>Adjudications</b>										
<b>Findings of Delinquent Conduct or CINS</b>										
Plea of True	0	0	0	0	12	12	12	1	22	
By the Court	0	0	0	0	2	6	3	0	11	
By the Jury	0	0	0	0	0	0	0	0	0	
Total Findings of DC/CINS	0	0	0	0	14	18	15	1	33	
Deferred Prosecution	0	0	0	0	0	4	0	0	2	
Transferred to Adult Criminal Court	0	0	0	0	0	0	1	0	0	
<b>Findings of No DC or No CINS</b>										
By the Court	0	0	0	0	0	0	0	0	0	
By the Jury	0	0	0	0	0	0	0	0	0	
Total Findings of No DC/No CINS	0	0	0	0	0	0	0	0	0	
Dismissals	0	0	0	0	5	18	7	1	11	
<b>Motions to Modify Disposition</b>										
Denied	0	0	0	0	1	2	0	0	0	
Granted	0	0	0	0	3	4	0	1	5	
All Other Adjudications/Findings	1	0	0	0	6	9	5	3	7	
<b>Total Cases Adjudicated</b>	<b>1</b>	<b>0</b>	<b>0</b>	<b>0</b>	<b>29</b>	<b>55</b>	<b>28</b>	<b>6</b>	<b>58</b>	
<b>Cases Placed on Inactive Status</b>	<b>0</b>	<b>0</b>	<b>0</b>	<b>0</b>	<b>1</b>	<b>0</b>	<b>0</b>	<b>0</b>	<b>0</b>	
<b>Cases Pending End of Year</b>										
Active Cases	91	2	1	1	66	172	89	20	112	
Inactive Cases	2	0	0	0	1	10	0	0	0	
<b>Dispositions</b>										
<b>Cases with Finding of DC/CINS</b>										
<b>Probation Granted</b>										
Determinate Sentence Probation	---	0	0	0	6	9	9	0	9	
All Other Probation	1	0	0	0	6	15	8	1	23	
<b>Committed to Texas Juvenile Justice Dept.</b>										
Determinate Sentence	---	0	0	0	0	0	0	0	0	
Indeterminate Sentence	---	0	0	0	1	0	2	0	3	
Final Judgment Without Any Disposition	0	0	0	0	0	0	1	0	1	
<b>Cases with Granted Motion to Modify Disp.</b>										
Probation Revoked, Child Sent to TJJD	---	0	0	0	0	0	0	0	0	
All Other Dispositions	0	0	0	0	4	6	1	1	4	

AGE OF CASES DISPOSED	30 Days or Less	31 to 90 Days	91 to 180 Days	Over 180 Days	Total
Number of Cases	124	98	46	107	375



JUVENILE CASE ACTIVITY

CATEGORIES	Delinquent Conduct							Total DC Cases		
	Theft	Auto Theft	Felony Drug Offenses	Misdemeanor Drug Offenses	DWI	Contempt of Court	All Other Offenses	Total Cases	Felonies	Misdemeanors
<b>CASES ON DOCKET</b>										
<b>Cases Pending Beginning of Year</b>										
Active Cases	76	24	29	101	11	2	657	1,441	425	703
Inactive Cases	0	0	0	0	0	0	8	11	10	10
Docket Adjustments	3	-2	0	-16	-2	-1	6	-4	54	-2
<b>Cases Added</b>										
New Petitions Filed	27	12	17	33	5	1	126	425	174	175
Petitions for Transfer to Adult Criminal Court	0	0	0	0	0	0	5	9	1	1
Other Cases Reaching Docket										
Motions to Modify/Enforce/Proceed Filed	2	1	0	1	0	0	13	29	11	14
Cases Reactivated	0	0	0	0	0	0	1	1	0	1
All Other Cases Added	0	0	0	1	0	0	14	23	5	15
<b>Total Active Cases on Docket</b>	<b>108</b>	<b>35</b>	<b>46</b>	<b>120</b>	<b>14</b>	<b>2</b>	<b>822</b>	<b>1,924</b>	<b>670</b>	<b>907</b>
<b>Adjudications</b>										
Findings of Delinquent Conduct or CINS										
Plea of True	11	3	6	9	1	0	54	143	53	65
By the Court	1	0	0	4	0	0	2	29	13	15
By the Jury	0	0	0	0	0	0	0	0	0	0
Total Findings of DC/CINS	12	3	6	13	1	0	56	172	66	80
Deferred Prosecution	0	0	1	0	0	0	6	13	3	8
Transferred to Adult Criminal Court	0	1	0	0	0	0	0	2	2	0
Findings of No DC or No CINS										
By the Court	0	0	0	0	0	0	0	0	0	0
By the Jury	0	0	0	0	0	0	0	0	0	0
Total Findings of No DC/No CINS	0	0	0	0	0	0	0	0	0	0
Dismissals	4	3	6	8	0	0	27	90	30	53
Motions to Modify Disposition										
Denied	0	0	0	0	0	0	0	3	1	2
Granted	1	0	1	2	0	0	14	31	10	10
All Other Adjudications/Findings	1	1	2	0	0	0	29	64	38	16
<b>Total Cases Adjudicated</b>	<b>18</b>	<b>8</b>	<b>16</b>	<b>23</b>	<b>1</b>	<b>0</b>	<b>132</b>	<b>375</b>	<b>150</b>	<b>169</b>
<b>Cases Placed on Inactive Status</b>	<b>0</b>	<b>0</b>	<b>0</b>	<b>0</b>	<b>0</b>	<b>0</b>	<b>1</b>	<b>2</b>	<b>1</b>	<b>6</b>
<b>Cases Pending End of Year</b>										
Active Cases	83	27	29	95	13	2	653	1,456	472	699
Inactive Cases	0	0	0	2	0	0	14	29	11	21
<b>Dispositions</b>										
<b>Cases with Finding of DC/CINS</b>										
Probation Granted										
Determinate Sentence Probation	3	1	2	3	3	0	34	79	32	26
All Other Probation	8	2	4	10	2	0	37	117	43	62
Committed to Texas Juvenile Justice Dept.										
Determinate Sentence	1	0	0	0	0	0	0	1	0	0
Indeterminate Sentence	0	0	0	0	0	0	2	8	5	1
Final Judgment Without Any Disposition	0	0	0	0	0	0	2	4	3	1
<b>Cases with Granted Motion to Modify Disp.</b>										
Probation Revoked, Child Sent to TJJD	0	0	0	1	0	0	1	2	0	2
All Other Dispositions	1	0	1	2	0	1	15	36	16	13

ADDITIONAL COURT ACTIVITY							
	CINS	DC	Total		CINS	DC	Total
Grand Jury Approvals	---	13	13	Motions to Suppress Granted or Denied	0	1	1
Release or Transfer Hearings	---	3	3	Applications for Sealing Records	0	1	1
Detention Hearings	19	333	352	Motions for Sex Offender Un- or Deregistration	0	1	1
Cases Set for Review	0	6	6	Cases in Which Attorney Appointed as Counsel	11	272	283
Competency Hearings	0	1	1	Cases with Retained Counsel	0	128	128

# CONSTITUTIONAL COUNTY COURTS

## PROBATE AND GUARDIANSHIP CASES

CASES ON DOCKET	Decedents' Estates			Guardianships		All Other Cases	Total Cases
	Independent Administration	Dependent Administration	All Other Estate Proceedings	Minor	Adult		
New Cases, Applications or Contests Filed	11,987	509	5,214	114	867	1,132	19,823
<b>Other Cases Added</b>							
<i>Ancillary Cases</i>	55	24	66	5	16	1	167
<i>All Other Matters</i>	438	169	173	34	426	101	1,341
<b>Inventories Filed</b>	6,339	201	---	40	224	---	6,804
<b>Guardianship of Person Reports Filed</b>	---	---	---	201	4,015	---	4,216
<b>Annual or Final Accounts Filed</b>	---	233	---	212	1,454	---	1,899

ADDITIONAL COURT ACTIVITY	Total
Guardianships	
<i>Dismissed or Denied</i>	706
<i>Granted</i>	495
<i>Closed</i>	1,423
<i>Active</i>	6,846
Chapter 1102 Investigations	471
Chapter 48 Removals	7
Hearings Held	15,197
Cases in Which Plaintiff/Petitioner Represented Self	623

## MENTAL HEALTH CASE ACTIVITY

CASES ON DOCKET	Temporary Mental Health Services	Extended Mental Health Services	Modification	
			Inpatient to Outpatient	Outpatient to Inpatient
<b>Intake</b>				
New Applications Filed	5,365	99	1	4
Orders for Protective Custody Signed	4,044	---	---	---
<b>Hearings</b>				
Probable Cause Hearings Held	2,872	---	---	---
Release/Dismissal Prior to Final Hearing	2,129	7	0	0
Final Commitment Hearings Held	1,753	1	0	0
<b>Other Information</b>				
Disposition at Final Hearing				
<i>Denied (Release)</i>	1,005	0	0	0
<i>Granted (Commit)</i>				
<i>Inpatient</i>	985	65	0	---
<i>Outpatient</i>	0	0	---	0

ORDER TO AUTHORIZE PSYCHOACTIVE MEDICATIONS	Total
New Applications Filed	1,060
Dismissal Prior to Hearing	42
Hearings Held	805
Disposition at Hearing	
<i>Denied</i>	1
<i>Granted</i>	918



Gonzales County Courthouse

# DISTRICT AND STATUTORY COUNTY COURTS

## CIVIL CASE ACTIVITY

CASES ON DOCKET	Injury or Damage					
	Motor Vehicle	Medical Malpractice	Other Professional Malpractice	Product Liability - Asbestos/Silica	Other Product Liability	Other Injury or Damage
<b>Cases Pending Beginning of Year</b>						
<i>Active Cases</i>	89,183	2,499	433	1,179	749	24,249
<i>Inactive Cases</i>	2,312	140	35	233	36	1,131
Docket Adjustments	-893	-32	-29	-345	8	-1,083
<b>Cases Added</b>						
New Cases Filed	56,011	1,191	139	78	184	11,502
Cases Appealed from Lower Courts	4,308	99	17	2	23	819
Other Cases Reaching Docket						
<i>Cases Reactivated</i>	4,308	99	17	2	23	819
<i>All Other Cases Added</i>	1,446	47	13	6	12	520
<b>Total Active Cases on Docket</b>	<b>150,059</b>	<b>3,804</b>	<b>573</b>	<b>920</b>	<b>976</b>	<b>36,023</b>
<b>Dispositions</b>						
Change of Venue Transfers	342	30	2	6	5	207
Default Judgments	1,601	4	3	0	1	393
Agreed Judgments	5,754	101	13	2	18	1,300
Summary Judgments	445	15	10	2	5	285
Final Judgments						
<i>After Non-Jury Trial</i>	1,425	20	4	1	8	456
<i>By Jury Verdict</i>	114	2	0	0	2	17
<i>By Directed Verdict</i>	7	1	0	0	0	4
<i>Dismissed for Want of Prosecution</i>	4,312	53	12	2	15	825
<i>Non-Suited or Dismissed by Plaintiff</i>	23,389	484	63	47	98	4,052
All Other Dispositions	7,444	148	21	28	64	1,882
<b>Total Cases Disposed</b>	<b>44,833</b>	<b>858</b>	<b>128</b>	<b>88</b>	<b>216</b>	<b>9,421</b>
<b>Cases Placed on Inactive Status</b>	<b>5,054</b>	<b>144</b>	<b>17</b>	<b>4</b>	<b>22</b>	<b>1,016</b>
<b>Cases Pending End of Year</b>						
<i>Active Cases</i>	99,613	2,792	430	829	733	25,354
<i>Inactive Cases</i>	2,844	166	32	234	37	1,247

AGE OF CASES DISPOSED	3 Months or Less	Over 3 to 6 Months	Over 6 to 12 Months	12 to 18 Months	Over 18 Months	Total
Number of Cases	81,961	48,045	67,140	40,205	73,829	311,180

CIVIL CASE ACTIVITY

CASES ON DOCKET	Real Property		Contract		Civil Cases Relating to Criminal Matters	All Other Civil Cases	Tax	Total Cases
	Eminent Domain	Other Real Property	Consumer/ Commer- cial/ Debt	Other Contract				
<b>Cases Pending Beginning of Year</b>								
<i>Active Cases</i>	5,979	19,087	105,894	34,572	131,001	68,265	107,330	590,420
<i>Inactive Cases</i>	27	615	3,853	1,843	891	2,001	1,172	14,289
Docket Adjustments	-2,017	-2,786	-1,422	-1,213	-8,993	-324	-206	-19,335
<b>Cases Added</b>								
New Cases Filed	1,135	13,505	79,735	17,463	70,545	38,723	45,044	335,255
Cases Appealed from Lower Courts	9	2,283	168	843	2	3,524	0	5,186
Other Cases Reaching Docket								
<i>Cases Reactivated</i>	9	2,283	1,895	444	1,458	990	1,789	14,136
<i>All Other Cases Added</i>	66	246	2,819	375	567	1,963	374	8,454
<b>Total Active Cases on Docket</b>	<b>5,172</b>	<b>32,964</b>	<b>189,089</b>	<b>52,484</b>	<b>194,580</b>	<b>113,141</b>	<b>154,331</b>	<b>934,116</b>
<b>Dispositions</b>								
Change of Venue Transfers	35	55	345	105	23	293	5	1,453
Default Judgments	7	501	26,582	4,402	6,051	2,680	6,836	49,061
Agreed Judgments	231	7,113	8,494	1,769	10,502	7,637	1,117	44,051
Summary Judgments	5	241	2,353	634	328	678	404	5,405
Final Judgments								
<i>After Non-Jury Trial</i>	351	567	2,282	1,018	11,524	3,889	8,656	30,201
<i>By Jury Verdict</i>	5	15	23	15	28	27	8	256
<i>By Directed Verdict</i>	0	2	10	2	3	4	2	35
<i>Dismissed for Want of Prosecution</i>	30	687	7,850	1,334	2,392	3,270	1,263	22,045
<i>Non-Suited or Dismissed by Plaintiff</i>	603	1,921	27,686	6,577	10,417	9,913	21,769	107,019
All Other Dispositions	279	1,316	6,286	3,683	20,802	7,879	1,822	51,654
<b>Total Cases Disposed</b>	<b>1,546</b>	<b>12,418</b>	<b>81,911</b>	<b>19,539</b>	<b>62,070</b>	<b>36,270</b>	<b>41,882</b>	<b>311,180</b>
<b>Cases Placed on Inactive Status</b>	<b>8</b>	<b>2,289</b>	<b>2,199</b>	<b>571</b>	<b>1,515</b>	<b>1,213</b>	<b>1,671</b>	<b>15,723</b>
<b>Cases Pending End of Year</b>								
<i>Active Cases</i>	3,508	18,204	103,762	32,184	130,156	74,100	108,817	600,482
<i>Inactive Cases</i>	40	614	3,854	1,916	853	2,072	972	14,881

ADDITIONAL COURT ACTIVITY	Total
Cases in Which Jury Selected	582
Cases in Which Mistrial Declared	23
Injunction or Show Cause Order Issued	6,107
Cases in Which Plaintiff/Petitioner Represented Self	11,147

# DISTRICT AND STATUTORY COUNTY COURTS

## FAMILY CASE ACTIVITY

CASES ON DOCKET	Divorce		Parent-Child - No Divorce	Child Protective Services	Termination of Parental Rights	Adoption	Protective Orders - No Divorce	All Other Family Law Cases
	Children	No Children						
<b>Cases Pending Beginning of Year</b>								
<i>Active Cases</i>	66,572	69,484	33,139	22,288	2,131	7,367	8,264	22,841
<i>Inactive Cases</i>	684	399	296	286	32	36	124	206
Docket Adjustments	-269	1,034	108	-504	-56	-61	-195	-434
<b>Cases Added</b>								
New Cases Filed	54,674	66,910	14,242	11,233	1,754	8,217	10,683	19,470
Other Cases Reaching Docket								
<i>Cases Reactivated</i>	1,264	1,294	304	117	14	128	333	312
<i>All Other Cases Added</i>	2,042	848	1,295	470	47	104	249	1,305
<b>Total Active Cases on Docket</b>	<b>124,552</b>	<b>138,536</b>	<b>48,980</b>	<b>34,108</b>	<b>3,946</b>	<b>15,816</b>	<b>19,529</b>	<b>43,928</b>
<b>Dispositions</b>								
Change of Venue Transfers	227	132	174	152	20	49	26	80
Default Judgments	2,675	4,868	1,011	173	70	108	943	206
Agreed Judgments	23,064	28,248	3,831	815	109	954	1,545	2,932
Summary Judgments	13	8	9	13	5	3	3	24
Final Judgments								
<i>After Non-Jury Trial</i>	13,933	19,437	2,824	4,338	979	5,200	2,189	8,996
<i>By Jury Verdict</i>	22	8	6	21	1	7	5	9
<i>By Directed Verdict</i>	4	6	1	5	0	1	1	1
<i>Dismissed for Want of Prosecution</i>	5,239	5,053	2,040	180	111	318	762	1,671
<i>Non-Suited or Dismissed by Plaintiff</i>	3,095	2,466	1,017	3,556	89	157	2,259	555
All Other Dispositions	2,667	2,573	1,144	1,857	139	885	2,263	3,798
<b>Total Cases Disposed</b>	<b>50,939</b>	<b>62,799</b>	<b>12,057</b>	<b>11,110</b>	<b>1,523</b>	<b>7,682</b>	<b>9,996</b>	<b>18,272</b>
<b>Cases Placed on Inactive Status</b>	<b>1,700</b>	<b>1,995</b>	<b>404</b>	<b>231</b>	<b>17</b>	<b>165</b>	<b>463</b>	<b>431</b>
<b>Cases Pending End of Year</b>								
<i>Active Cases</i>	70,202	74,938	36,427	21,954	2,340	7,822	8,736	24,782
<i>Inactive Cases</i>	423	242	206	131	18	25	46	126

AGE OF CASES DISPOSED	3 Months or Less	Over 3 to 6 Months	Over 6 to 12 Months	12 to 18 Months	Over 18 Months	Total
Number of Cases	98,765	61,361	74,031	36,043	36,557	306,757

FAMILY CASE ACTIVITY

CASES ON DOCKET	Title IV-D			Post-Judgment Actions				Total Cases
	Paternity	Support Order	UIFSA	Modification - Custody	Modification - Other	Enforcement	Title IV-D	
<b>Cases Pending Beginning of Year</b>								
<i>Active Cases</i>	25,832	28,861	3,498	23,636	34,491	17,496	59,357	425,257
<i>Inactive Cases</i>	150	463	29	152	334	365	2,741	6,297
Docket Adjustments	-337	-304	-68	-3,024	-1,921	-1,581	-2,825	-10,437
<b>Cases Added</b>								
New Cases Filed	24,739	29,590	2,320	9,538	16,047	6,737	38,096	314,250
<b>Other Cases Reaching Docket</b>								
<i>Cases Reactivated</i>	65	84	7	61	436	173	608	5,200
<i>All Other Cases Added</i>	627	1,040	160	1,362	1,852	684	3,913	15,998
<b>Total Active Cases on Docket</b>	<b>51,263</b>	<b>59,575</b>	<b>5,985</b>	<b>34,597</b>	<b>52,826</b>	<b>25,090</b>	<b>101,974</b>	<b>760,705</b>
<b>Dispositions</b>								
Change of Venue Transfers	90	93	10	509	561	145	648	2,916
Default Judgments	2,431	2,356	213	597	451	183	2,702	18,987
Agreed Judgments	6,140	9,397	327	3,085	6,155	1,664	16,890	105,156
Summary Judgments	4	9	7	8	3	2	24	135
<b>Final Judgments</b>								
<i>After Non-Jury Trial</i>	4,802	6,438	550	1,756	2,392	1,324	12,098	87,256
<i>By Jury Verdict</i>	1	1	0	3	7	0	5	96
<i>By Directed Verdict</i>	1	2	0	2	2	10	6	42
<i>Dismissed for Want of Prosecution</i>	2,490	2,539	149	784	1,821	1,090	2,114	26,361
<i>Non-Suited or Dismissed by Plaintiff</i>	6,446	6,615	625	623	1,355	1,118	8,039	38,015
All Other Dispositions	1,582	2,303	362	596	2,668	777	4,179	27,793
<b>Total Cases Disposed</b>	<b>23,987</b>	<b>29,753</b>	<b>2,243</b>	<b>7,963</b>	<b>15,415</b>	<b>6,313</b>	<b>46,705</b>	<b>306,757</b>
<b>Cases Placed on Inactive Status</b>	<b>449</b>	<b>696</b>	<b>25</b>	<b>67</b>	<b>610</b>	<b>263</b>	<b>496</b>	<b>8,012</b>
<b>Cases Pending End of Year</b>								
<i>Active Cases</i>	26,003	28,934	3,585	23,517	35,074	17,024	51,597	432,935
<i>Inactive Cases</i>	76	89	19	141	286	336	1,610	3,774

ADDITIONAL COURT ACTIVITY	Total
Cases in Which Jury Selected	80
Cases in Which Mistrial Declared	4
Injunction of Show Cause Order Issued	23,514
Protective Orders Signed	8,075
Cases Set for Review	28,592
Cases in Which Plaintiff/Petitioner Represented Self	79,793



# DISTRICT AND STATUTORY COUNTY COURTS

## FELONY CASE ACTIVITY

CASES ON DOCKET	Capital Murder	Murder	Other Homicides	Aggravated Assault or Attempted Murder	Sexual Assault of Adult	Indecency with or Sexual Assault of Child	Family Violence Assault	Aggravated Robbery or Robbery
<b>Cases Pending Beginning of Year</b>								
<i>Active Cases</i>	1,122	2,285	776	25,826	2,359	10,246	12,403	8,879
<i>Inactive Cases</i>	181	912	296	9,850	1,063	5,758	3,773	3,111
Docket Adjustments	7	44	22	2,209	-57	27	-108	-124
<b>Cases Added</b>								
Filed by Indictment or Information	456	1,172	471	27,061	1,375	5,433	14,976	6,749
Other Cases Reaching Docket								
<i>Motions to Revoke Filed</i>	5	15	47	5,163	138	597	3,054	1,982
<i>Cases Reactivated</i>	67	199	135	7,761	395	1,820	5,308	2,507
<i>All Other Cases Added</i>	15	32	7	717	32	114	240	266
<b>Total Active Cases on Docket</b>	<b>1,665</b>	<b>3,703</b>	<b>1,436</b>	<b>66,528</b>	<b>4,299</b>	<b>18,210</b>	<b>35,981</b>	<b>20,383</b>
<b>Dispositions</b>								
<b>Convictions</b>								
<i>Guilty Plea or Nolo Contendere</i>	95	189	122	6,645	237	1,200	3,999	2,696
<i>By the Court</i>	3	15	9	253	16	83	104	26
<i>By the Jury</i>	22	45	7	101	21	116	19	35
<b>Total Convictions</b>	<b>120</b>	<b>249</b>	<b>138</b>	<b>6,999</b>	<b>274</b>	<b>1,399</b>	<b>4,122</b>	<b>2,757</b>
Deferred Adjudication	4	13	33	6,341	161	673	3,024	1,365
<b>Acquittals</b>								
<i>By the Court</i>	5	4	2	39	2	8	6	3
<i>By the Jury</i>	0	7	1	36	10	23	11	2
<b>Total Acquittals</b>	<b>5</b>	<b>11</b>	<b>3</b>	<b>75</b>	<b>12</b>	<b>31</b>	<b>17</b>	<b>5</b>
Dismissals	49	144	43	6,539	513	1,243	3,864	1,342
<b>Motions to Revoke</b>								
<i>Granted/Revoked</i>	1	3	23	1,931	49	233	1,275	702
<i>Denied/Continued</i>	2	9	26	2,682	73	267	1,442	1,094
All Other Dispositions	11	18	8	1,097	23	79	141	199
<b>Total Cases Disposed</b>	<b>192</b>	<b>447</b>	<b>274</b>	<b>25,664</b>	<b>1,105</b>	<b>3,925</b>	<b>13,885</b>	<b>7,464</b>
<b>Cases Placed on Inactive Status</b>	<b>98</b>	<b>252</b>	<b>168</b>	<b>9,224</b>	<b>496</b>	<b>2,160</b>	<b>6,250</b>	<b>3,064</b>
<b>Cases Pending End of Year</b>								
<i>Active Cases</i>	1,326	2,873	989	31,278	2,551	11,526	15,125	9,283
<i>Inactive Cases</i>	203	935	315	10,946	1,103	5,809	4,343	3,488
<b>Cases in Which</b>								
<i>Death Penalty Sought</i>	3	---	---	---	---	---	---	---
<i>Death Penalty Not Sought</i>	46	---	---	---	---	---	---	---
<b>Sentencing Information</b>								
<i>Prison</i>	105	232	104	3,491	237	1,230	1,685	2,163
<i>State Jail</i>	1	3	4	211	4	18	48	141
<i>Local Jail</i>	4	1	2	2,430	16	42	1,813	331
<i>Probation/Community Supervision</i>	0	6	25	875	16	61	709	144
<i>Shock Probation</i>	0	0	0	4	0	0	1	3
<i>Fine Only</i>	0	0	0	15	0	2	6	1
<i>Other</i>	3	0	2	82	8	6	23	19

AGE OF CASES DISPOSED	90 Days or Less	91 to 180 Days	181 to 365 Days	Over 365 Days	Total
Number of Cases	69,039	36,697	51,087	69,887	226,710

INFORMATION ON TRAFFICKING OF PERSON	Total Filed
Cases for Trafficking of Persons	218
Cases for Prostitution	1,344
Cases for Compelling Prostitution	66



FELONY CASE ACTIVITY

CASES ON DOCKET	Burglary	Theft	Auto Theft	Drug Sale or Manu- facture	Drug Possession	Felony DWI	Other Felony	Total Cases
<b>Cases Pending Beginning of Year</b>								
<i>Active Cases</i>	11,917	18,186	5,135	13,519	51,047	12,079	53,595	229,374
<i>Inactive Cases</i>	5,752	13,023	2,675	5,858	24,832	5,549	24,765	107,398
Docket Adjustments	-13	-477	23	221	-482	-336	-2,046	-1,090
<b>Cases Added</b>								
Filed by Indictment or Information	9,776	16,136	6,784	9,933	52,538	8,850	49,224	210,934
Other Cases Reaching Docket								
<i>Motions to Revoke Filed</i>	3,359	3,782	1,328	2,833	14,396	2,464	9,405	48,568
<i>Cases Reactivated</i>	4,729	8,281	2,708	3,849	21,410	3,289	18,473	80,931
<i>All Other Cases Added</i>	217	354	89	292	686	625	966	4,652
<b>Total Active Cases on Docket</b>	<b>29,998</b>	<b>46,739</b>	<b>16,044</b>	<b>30,426</b>	<b>140,077</b>	<b>27,307</b>	<b>131,663</b>	<b>574,459</b>
<b>Dispositions</b>								
<b>Convictions</b>								
<i>Guilty Plea or Nolo Contendere</i>	4,149	7,662	2,745	3,464	16,986	6,790	15,518	72,497
<i>By the Court</i>	190	205	97	109	724	181	702	2,717
<i>By the Jury</i>	24	16	10	33	48	17	125	639
<b>Total Convictions</b>	<b>4,363</b>	<b>7,883</b>	<b>2,852</b>	<b>3,606</b>	<b>17,758</b>	<b>6,988</b>	<b>16,345</b>	<b>75,853</b>
Deferred Adjudication	1,968	3,051	995	2,605	13,288	117	8,954	42,592
<b>Acquittals</b>								
<i>By the Court</i>	3	8	3	4	22	2	50	161
<i>By the Jury</i>	4	5	0	0	9	1	31	140
<b>Total Acquittals</b>	<b>7</b>	<b>13</b>	<b>3</b>	<b>4</b>	<b>31</b>	<b>3</b>	<b>81</b>	<b>301</b>
Dismissals	2,186	4,575	1,810	2,978	15,333	947	13,258	54,824
<b>Motions to Revoke</b>								
<i>Granted/Revoked</i>	1,496	1,815	638	1,011	6,673	951	3,956	20,757
<i>Denied/Continued</i>	1,526	1,833	595	1,700	6,256	1,207	4,348	23,060
All Other Dispositions	309	512	122	330	1,040	463	1,357	5,709
<b>Total Cases Disposed</b>	<b>11,855</b>	<b>19,682</b>	<b>7,015</b>	<b>12,234</b>	<b>60,379</b>	<b>10,676</b>	<b>48,299</b>	<b>223,096</b>
<b>Cases Placed on Inactive Status</b>	<b>5,291</b>	<b>8,829</b>	<b>3,314</b>	<b>4,495</b>	<b>25,145</b>	<b>3,790</b>	<b>21,789</b>	<b>94,365</b>
<b>Cases Pending End of Year</b>								
<i>Active Cases</i>	12,097	17,093	5,469	12,682	51,813	12,004	57,181	243,290
<i>Inactive Cases</i>	5,757	11,903	2,804	5,860	25,167	5,411	25,282	109,326
<b>Cases in Which</b>								
<i>Death Penalty Sought</i>	---	---	---	---	---	---	---	3
<i>Death Penalty Not Sought</i>	---	---	---	---	---	---	---	46
<b>Sentencing Information</b>								
<i>Prison</i>	1,743	1,312	403	2,418	4,015	2,050	8,142	29,330
<i>State Jail</i>	1,181	2,926	1,238	233	3,832	244	2,080	12,164
<i>Local Jail</i>	979	2,837	1,026	387	6,551	565	3,427	20,411
<i>Probation/Community Supervision</i>	480	849	233	556	3,136	3,955	2,537	13,582
<i>Shock Probation</i>	4	3	0	2	8	2	21	48
<i>Fine Only</i>	5	2	1	2	34	3	28	99
<i>Other</i>	47	107	12	84	165	340	207	1,105

ADDITIONAL COURT ACTIVITY		Total			Total
Cases in Which Jury Selected		731	Competency Examination Reports		5,453
Cases in Which Mistrial Declared		25	Cases Set for Review		37,284
Motions to Suppress Granted or Denied		4,136	Cases in Which Attorney Appointed as Counsel		149,704
Mental Illness/Intellectual Disability Assessments		30,491	Cases with Retained Counsel		64,578

## DISTRICT AND COUNTY-LEVEL COURTS

### JUVENILE CASE ACTIVITY

CASES ON DOCKET	CINS	Delinquent Conduct							
		Capital Murder	Murder	Other Homicides	Aggravated Assault or Attempted Murder	Assault	Indecency with or Sexual Assault of Child	Aggravated Robbery or	Burglary
<b>Cases Pending Beginning of Year</b>									
Active Cases	1,043	47	42	16	1,592	2,261	1,232	904	1,331
Inactive Cases	10	6	6	0	178	162	105	102	114
Docket Adjustments	-139	-3	-2	-3	-92	-219	-132	9	-236
<b>Cases Added</b>									
New Petitions Filed	133	39	44	25	1,264	1,386	815	864	512
Petitions for Transfer to Adult Criminal Court	--	4	5	1	11	3	20	10	5
Other Cases Reaching Docket									
Motions to Modify/Enforce/Proceed Filed	29	1	2	0	328	296	176	235	177
Cases Reactivated	3	12	9	1	242	150	144	187	96
All Other Cases Added	19	0	1	1	40	53	32	20	24
<b>Total Active Cases on Docket</b>	<b>1,227</b>	<b>103</b>	<b>103</b>	<b>44</b>	<b>3,477</b>	<b>4,149</b>	<b>2,419</b>	<b>2,220</b>	<b>2,145</b>
<b>Adjudications</b>									
Findings of Delinquent Conduct or CINS									
Plea of True	41	10	21	13	668	508	388	612	354
By the Court	12	4	1	1	89	81	41	76	69
By the Jury	0	0	0	0	1	1	2	0	0
Total Findings of DC/CINS	53	14	22	14	758	590	431	688	423
Deferred Prosecution	16	0	0	0	233	336	81	48	112
Transferred to Adult Criminal Court	--	19	11	0	14	0	36	19	9
Findings of No DC or No CINS									
By the Court	1	0	0	0	6	1	2	0	0
By the Jury	0	0	0	0	0	0	1	0	0
Total Findings of No DC/No CINS	1	0	0	0	6	1	3	0	0
Dismissals	45	3	4	2	308	565	196	77	135
Motions to Modify Disposition									
Denied	2	1	0	1	59	51	13	69	25
Granted	12	1	2	0	201	147	110	131	104
All Other Adjudications/Findings	13	3	1	2	213	188	91	152	65
<b>Total Cases Adjudicated</b>	<b>142</b>	<b>41</b>	<b>40</b>	<b>19</b>	<b>1,792</b>	<b>1,878</b>	<b>961</b>	<b>1,184</b>	<b>873</b>
<b>Cases Placed on Inactive Status</b>	<b>7</b>	<b>11</b>	<b>9</b>	<b>2</b>	<b>211</b>	<b>119</b>	<b>162</b>	<b>149</b>	<b>108</b>
<b>Cases Pending End of Year</b>									
Active Cases	859	45	52	19	1,313	1,734	1,127	838	910
Inactive Cases	13	8	4	0	119	90	107	105	74
<b>Dispositions</b>									
Cases with Finding of DC/CINS									
Probation Granted									
Determinate Sentence Probation	--	3	4	7	233	140	117	347	100
All Other Probation	37	0	3	5	382	441	264	274	278
Committed to Texas Juvenile Justice Dept.									
Determinate Sentence	--	10	15	3	28	2	7	49	7
Indeterminate Sentence	--	0	1	1	74	3	17	27	23
Final Judgment Without Any Disposition	6	0	0	0	45	98	22	17	27
<b>Cases with Granted Motion to Modify Disp.</b>									
Probation Revoked, Child Sent to TJJD	--	0	0	0	15	7	9	28	10
All Other Dispositions	6	1	1	0	145	107	50	105	66

AGE OF CASES DISPOSED	30 Days or Less	31 to 90 Days	91 to 180 Days	Over 180 Days	Total
Number of Cases	2,903	3,669	2,870	5,806	15,248



## COUNTY-LEVEL COURTS

### MISDEMEANOR CASE ACTIVITY

CASES ON DOCKET	DWI - First Offense	DWI - Second Offense	Theft	Theft by Check	Drug Possession - Marijuana	Drug Offenses - Other
<b>Cases Pending Beginning of Year</b>						
<i>Active Cases</i>	85,599	13,083	30,682	16,074	34,534	14,094
<i>Inactive Cases</i>	33,307	5,267	33,408	13,143	13,901	4,129
Docket Adjustments	-695	-209	-474	-897	96	69
<b>Cases Added</b>						
New Cases Filed	62,613	12,091	21,083	1,484	24,629	10,149
Appealed from Lower Courts	43	10	28	9	10	89
<b>Other Cases Reaching Docket</b>						
<i>Motions to Revoke Filed</i>	3,951	1,046	1,479	128	1,349	601
<i>Cases Reactivated</i>	14,546	2,843	18,439	3,819	8,859	2,878
<i>All Other Cases Added</i>	408	115	203	37	352	159
<b>Total Active Cases on Docket</b>	<b>167,160</b>	<b>29,188</b>	<b>71,914</b>	<b>21,551</b>	<b>69,733</b>	<b>27,970</b>
<b>Dispositions</b>						
<b>Convictions</b>						
<i>Guilty Plea or Nolo Contendere</i>	28,366	8,412	7,680	419	6,839	2,960
<i>By the Court</i>	282	90	79	2	148	65
<i>By the Jury</i>	105	20	3	0	7	1
<b>Total Convictions</b>	<b>28,753</b>	<b>8,522</b>	<b>7,762</b>	<b>421</b>	<b>6,994</b>	<b>3,026</b>
Deferred Adjudication	6,700	254	3,388	204	3,627	982
<b>Acquittals</b>						
<i>By the Court</i>	31	1	8	1	5	0
<i>By the Jury</i>	53	11	3	0	3	1
<b>Total Acquittals</b>	<b>84</b>	<b>12</b>	<b>11</b>	<b>1</b>	<b>8</b>	<b>1</b>
Dismissals	17,881	1,481	14,623	5,384	16,245	5,357
<b>Motions to Revoke</b>						
<i>Granted/Revoked</i>	1,936	531	945	102	1,026	389
<i>Denied/Continued</i>	1,975	477	627	140	779	226
All Other Dispositions	913	130	421	34	1,310	372
<b>Total Cases Disposed</b>	<b>58,242</b>	<b>11,407</b>	<b>27,777</b>	<b>6,286</b>	<b>29,989</b>	<b>10,353</b>
<b>Placed on Inactive Status</b>	<b>13,797</b>	<b>3,283</b>	<b>11,811</b>	<b>443</b>	<b>7,903</b>	<b>3,221</b>
<b>Cases Pending End of Year</b>						
<i>Active Cases</i>	92,412	13,746	32,222	14,457	31,254	14,180
<i>Inactive Cases</i>	32,739	5,989	25,561	9,057	12,417	4,460
<b>Sentencing Information</b>						
<i>Local Jail</i>	12,413	3,671	6,099	235	3,689	2,192
<i>Probation/Comm. Supervision</i>	15,629	4,667	1,029	151	679	578
<i>Fine Only</i>	364	57	402	24	1,839	177
<i>Other</i>	257	66	130	4	400	61

AGE OF CASES DISPOSED	30 Days or Less	31 to 60 Days	61 to 90 Days	Over 90 Days	Total
Number of Cases	45,659	23,901	23,786	224,733	318,079

## MISDEMEANOR CASE ACTIVITY

CASES ON DOCKET	Family Violence Assault	Assault - Other	Traffic	DWLS/ DWLI	Other Misdemeanor Cases	Total Cases
<b>Cases Pending Beginning of Year</b>						
<i>Active Cases</i>	35,415	17,978	21,572	11,651	107,681	388,363
<i>Inactive Cases</i>	13,894	8,977	9,010	7,617	52,508	195,161
Docket Adjustments	-162	152	-10	-5	-4,157	-6,292
<b>Cases Added</b>						
New Cases Filed	36,216	13,931	9,010	4,910	113,770	309,886
Appealed from Lower Courts	16	39	9,115	93	1,699	11,151
<b>Other Cases Reaching Docket</b>						
<i>Motions to Revoke Filed</i>	1,697	705	360	214	3,801	15,331
<i>Cases Reactivated</i>	10,571	4,549	4,275	3,719	34,824	109,322
<i>All Other Cases Added</i>	344	255	113	40	1,016	3,042
<b>Total Active Cases on Docket</b>	<b>84,259</b>	<b>37,457</b>	<b>44,445</b>	<b>20,627</b>	<b>262,791</b>	<b>837,095</b>
<b>Dispositions</b>						
<b>Convictions</b>						
<i>Guilty Plea or Nolo Contendere</i>	7,455	3,395	4,085	2,150	30,889	102,650
<i>By the Court</i>	150	53	88	40	444	1,441
<i>By the Jury</i>	22	12	5	1	31	207
Total Convictions	7,627	3,460	4,178	2,191	31,364	104,298
Deferred Adjudication	4,230	1,696	5,150	505	9,783	36,519
<b>Acquittals</b>						
<i>By the Court</i>	23	9	4	0	12	94
<i>By the Jury</i>	49	19	2	1	28	170
Total Acquittals	72	28	6	1	40	264
Dismissals	16,929	5,586	9,750	5,430	54,891	153,557
<b>Motions to Revoke</b>						
<i>Granted/Revoked</i>	1,059	395	187	177	2,197	8,944
<i>Denied/Continued</i>	619	270	156	108	1,588	6,965
All Other Dispositions	323	199	892	354	2,584	7,532
<b>Total Cases Disposed</b>	<b>30,859</b>	<b>11,634</b>	<b>20,319</b>	<b>8,766</b>	<b>102,447</b>	<b>318,079</b>
<b>Placed on Inactive Status</b>	<b>12,355</b>	<b>5,290</b>	<b>2,297</b>	<b>2,423</b>	<b>36,339</b>	<b>99,162</b>
<b>Cases Pending End of Year</b>						
<i>Active Cases</i>	38,473	21,976	20,927	9,956	116,281	405,884
<i>Inactive Cases</i>	17,697	7,940	6,884	5,321	54,249	182,314
<b>Sentencing Information</b>						
<i>Local Jail</i>	5,440	2,578	1,218	1,781	25,482	64,798
<i>Probation/Comm. Supervision</i>	1,399	547	435	155	3,052	28,321
<i>Fine Only</i>	517	197	2,175	261	1,283	7,296
<i>Other</i>	160	67	116	94	698	2,053

## ADDITIONAL COURT ACTIVITY

	Misdemeanor
Cases in Which Jury Selected	341
Cases in Which Mistrial Declared	12
Motions to Suppress Granted or Denied	513
Mental Illness/Intellectual Disability Assessments	21,732
Competency Examination Reports	2,725
Cases Set for Review	19,795
Cases in Which Attorney Appointed as Counsel	140,598
Cases with Retained Counsel	100,329

## COUNTY-LEVEL COURTS

### PROBATE AND GUARDIANSHIP CASES

CASES ON DOCKET	Decedents' Estates			Guardianships		All Other Cases	Total Cases
	Independent Administration	Dependent Administration	All Other Estate Proceedings	Minor	Adult		
New Cases, Applications or Contests Filed	47,632	2,399	18,423	610	4,491	3,091	76,693
<b>Other Cases Added</b>							
<i>Ancillary Cases</i>	349	123	101	6	60	66	705
<i>All Other Matters</i>	4,140	1,187	612	299	4,256	325	10,819
<b>Inventories Filed</b>	29,202	1,325	0	136	975	0	31,638
<b>Guardianship of Person Reports Filed</b>	---	---	---	1,055	30,229	---	31,284
<b>Annual or Final Accounts Filed</b>	---	1,864	---	1,076	5,642	---	8,582

### ADDITIONAL COURT ACTIVITY

	Total
Guardianships	
<i>Dismissed or Denied</i>	871
<i>Granted</i>	3,321
<i>Closed</i>	2,989
<i>Active</i>	41,799
Chapter 1102 Investigations	3,446
Chapter 48 Removals	33
Hearings Held	77,288
Cases in Which Plaintiff/Petitioner Represented Self	2,786

### MENTAL HEALTH CASE ACTIVITY

CASES ON DOCKET	Temporary Mental Health Services	Extended Mental Health Services	Modification	
			Inpatient to Outpatient	Outpatient to Inpatient
<b>Intake</b>				
New Applications Filed	48,548	304	114	168
Orders for Protective Custody Signed	44,621	---	---	---
<b>Hearings</b>				
Probable Cause Hearings Held	39,534	---	---	---
Release/Dismissal Prior to Final Hearing	45,073	42	5	46
Final Commitment Hearings Held	7,580	144	25	21
<b>Other Information</b>				
Disposition at Final Hearing				
<i>Denied (Release)</i>	2,754	6	0	0
<i>Granted (Commit)</i>				
<i>Inpatient</i>	6,049	165	3	0
<i>Outpatient</i>	263	54	0	21

### ORDER TO AUTHORIZE PSYCHOACTIVE MEDICATIONS

	Total
New Applications Filed	5,163
Dismissal Prior to Hearing	627
Hearings Held	3,909
Disposition at Hearing	
<i>Denied</i>	97
<i>Granted</i>	3,911



Hays County Courthouse



# JUSTICE AND MUNICIPAL COURTS

## CRIMINAL CASE ACTIVITY

	Traffic Misdemeanors			Non-Traffic Misdemeanors			Total
	Non-Parking	Parking	Local Ordinance	Penal Code	Other State Law	Local Ordinance	
<b>CASES ON DOCKET</b>							
<b>Cases Pending Beginning of Year</b>							
Active Cases	7,028,653	450,200	50,768	1,090,249	1,028,505	656,275	10,304,650
Inactive Cases	6,089,603	116,669	26,974	1,221,332	796,062	397,940	8,648,580
Docket Adjustments	-461,760	-3,306	-518	-64,457	-26,930	-43,597	-600,568
<b>Cases Added</b>							
New Cases Filed	3,590,767	69,941	36,277	258,182	290,459	225,445	4,471,071
Cases Reactivated	936,804	9,789	7,216	139,992	110,224	52,805	1,256,830
All Other Cases Added	25,623	39	247	2,773	2,518	598	31,798
<b>Total Cases on Docket</b>	<b>11,120,087</b>	<b>526,663</b>	<b>93,990</b>	<b>1,426,739</b>	<b>1,404,776</b>	<b>891,526</b>	<b>15,463,781</b>
<b>Dispositions</b>							
Dispositions Prior to Court Appearance or Trial							
Uncontested Dispositions	1,441,865	31,926	15,445	98,142	127,333	52,223	1,766,934
Dismissed by Prosecution	441,380	20,818	4,210	86,936	62,704	66,169	682,217
Total Dispositions Prior to Court Appearance or Trial	1,883,245	52,744	19,655	185,078	190,037	118,392	2,449,151
Dispositions at Court Appearance or Trial							
Convictions							
Guilty Plea or Nolo Contendere	262,005	2,214	2,306	33,949	22,904	20,331	343,709
By the Court	39,143	279	1,250	2,537	3,542	1,285	48,036
By the Jury	227	6	3	19	53	40	348
Acquittals							
By the Court	14,004	45	1,002	225	315	493	16,084
By the Jury	56	0	0	10	7	24	97
Dismissed by Prosecution	178,514	3,197	819	26,994	11,668	31,077	252,269
Total Dispositions at Court Appearance or Trial	493,949	5,741	5,380	63,734	38,489	53,250	660,543
Compliance Dismissals							
After Driver Safety Course	305,963	---	---	---	---	---	305,963
After Deferred Disposition	452,115	3,195	4,031	23,850	27,370	11,639	522,200
After Teen Court	2,819	3	10	255	323	134	3,544
After Tobacco Awareness Course	---	---	---	---	953	---	953
After Treatment for Chemical Dependency	---	---	---	380	854	---	1,234
After Proof of Financial Responsibility	42,111	---	---	---	---	---	42,111
All Other Transportation Code Dismissals	128,884	2,562	371	3,978	8,593	3,043	147,431
Total Compliance Dismissals	931,892	5,760	4,412	28,463	38,093	14,816	1,023,436
All Other Dispositions	150,249	4,097	1,914	19,648	23,342	8,746	207,996
<b>Total Cases Disposed</b>	<b>3,459,335</b>	<b>68,342</b>	<b>31,361</b>	<b>296,923</b>	<b>289,961</b>	<b>195,204</b>	<b>4,341,126</b>
<b>Cases Placed on Inactive Status</b>	<b>923,923</b>	<b>9,038</b>	<b>5,467</b>	<b>147,603</b>	<b>110,399</b>	<b>59,669</b>	<b>1,256,099</b>
<b>Cases Pending End of Year</b>							
Active Cases	7,010,329	448,300	57,163	1,029,812	1,024,900	665,481	10,235,985
Inactive Cases	5,591,006	109,707	24,387	1,158,911	744,105	358,320	7,986,436
<b>Show Cause Hearings Held</b>	<b>580,782</b>	<b>3,316</b>	<b>4,531</b>	<b>48,300</b>	<b>56,707</b>	<b>22,771</b>	<b>716,407</b>
<b>Cases Appealed</b>							
After Trial	10,054	217	14	1,164	1,013	450	12,912
Without Trial	28,370	64	37	6,596	2,078	293	37,438



JUVENILE/MINOR ACTIVITY

Beginning of Year through End of Year	Total
Transportation Code Cases Filed	48,471
Non-Driving Alcoholic Beverage Code Cases Filed	12,109
Driving Under the Influence of Alcohol Cases Filed	1,204
Drug Paraphernalia Cases Filed	3,656
Tobacco and e-Cigarette Cases Filed	4,505
Truant Conduct Cases Filed	5,622
Education Code Cases Filed	875
Violation of Local Daytime Curfew Ordinance Cases Filed	1,137
All Other Non-Traffic Fine-Only Cases Filed	10,676
Transfer to Juvenile Court	
<i>Mandatory Transfer</i>	74
<i>Discretionary Transfer</i>	104
Accused of Contempt and Referred to Juvenile Court (Delinquent Conduct)	15
Held in Contempt by Criminal Court (Fined and/or Denied Driving Privileges)	967
Juvenile Statement Magistrate Warning	
<i>Warnings Administered</i>	1,226
<i>Statements Certified</i>	251
Detention Hearings Held	235
Orders for Non-Secure Custody Issued	105
Parent Contributing to Nonattendance Cases Filed	10,253

# JUSTICE AND MUNICIPAL COURTS

## ADDITIONAL ACTIVITY

Beginning of Year through End of Year	Number Given	Requests for Counsel
Magistrate Warnings		
Class C Misdemeanors	170,349	---
Class A and B Misdemeanors	189,766	67,314
Felonies	196,802	76,811

Beginning of Year through End of Year	Total
Arrest Warrants Issued	
Class C Misdemeanors	1,010,385
Class A and B Misdemeanors	62,473
Felonies	63,445
Capiases Pro Fine Issued	322,046
Search Warrants Issued	21,354
Warrants for Fire, Health and Code Inspections Filed	3,603
Examining Trials Conducted	701
Emergency Mental Health Hearings Held	12,434
Magistrate's Orders	
Emergency Protection Issued	18,555
Ignition Interlock Device Issued	9,337
All Others Issued Requiring Conditions for Release on Bond	26,899
Driver's License Denial, Revocation or Suspension Hearings Held	9,205
Disposition of Stolen Property Hearings Held	2,186
Peace Bond Hearings Held	589
Cases in Which Fine and Court Costs Satisfied by Community Service	
Partial Satisfaction	11,512
Full Satisfaction	36,739
Cases in Which Fine and Court Costs Satisfied by Jail Credit	246,210
Cases in Which Fine and Court Costs Waived for Indigency	53,609
Amount of Fines and Court Costs Waived for Indigency	\$14,406,039
Fines, Court Costs and Other Amounts	
Kept by City or County	\$490,046,520
Remitted to State	\$255,392,862
Total Collected	\$757,733,029

# JUSTICE COURTS

## CRIMINAL CASE ACTIVITY

	Traffic Misdemeanors			Non-Traffic Misdemeanors			Total
	Non-Parking	Parking	County Ordinance	Penal Code	Other State Law	County Ordinance	
<b>CASES ON DOCKET</b>							
<b>Cases Pending Beginning of Year</b>							
Active Cases	2,662,176	35,182	4,395	339,920	479,124	18,918	3,539,715
Inactive Cases	1,586,416	11,528	303	199,119	248,813	5,304	2,051,483
Docket Adjustments	-20,985	-780	-272	-12,741	4,678	-333	-30,433
<b>Cases Added</b>							
New Cases Filed	1,115,801	10,932	1,029	53,824	109,102	7,160	1,297,848
Cases Reactivated	244,594	1,565	63	24,160	33,221	976	304,579
All Other Cases Added	24,274	29	224	2,188	2,265	373	29,353
<b>Total Cases on Docket</b>	<b>4,025,860</b>	<b>46,928</b>	<b>5,439</b>	<b>407,351</b>	<b>628,390</b>	<b>27,094</b>	<b>5,141,062</b>
<b>Dispositions</b>							
Dispositions Prior to Court Appearance or Trial							
Uncontested Dispositions	510,083	4,946	720	24,546	58,248	2,921	601,464
Dismissed by Prosecution	120,736	2,780	451	15,136	28,749	1,797	169,649
Total Dispositions Prior to Court Appearance or Trial	630,819	7,726	1,171	39,682	86,997	4,718	771,113
Dispositions at Court Appearance or Trial							
Convictions							
Guilty Plea or Nolo Contendere	35,180	218	10	2,403	3,126	180	41,117
By the Court	17,945	118	3	894	1,793	102	20,855
By the Jury	24	0	0	0	29	1	54
Acquittals							
By the Court	796	3	0	68	72	119	1,058
By the Jury	7	0	0	3	0	0	10
Dismissed by Prosecution	73,799	2,250	8	3,927	4,981	669	85,634
Total Dispositions at Court Appearance or Trial	127,751	2,589	21	7,295	10,001	1,071	148,728
Compliance Dismissals							
After Driver Safety Course	85,750	---	---	---	---	---	85,750
After Deferred Disposition	114,445	908	55	4,418	10,068	347	130,241
After Teen Court	436	0	0	15	63	2	516
After Tobacco Awareness Course	---	---	---	---	184	---	184
After Treatment for Chemical Dependency	---	---	---	17	40	---	57
After Proof of Financial Responsibility	11,745	---	---	---	---	---	11,745
All Other Transportation Code Dismissals	36,217	768	60	3,066	5,148	239	45,498
Total Compliance Dismissals	248,593	1,676	115	7,516	15,503	588	273,991
All Other Dispositions	61,095	556	30	5,911	12,426	686	80,704
<b>Total Cases Disposed</b>	<b>1,068,258</b>	<b>12,547</b>	<b>1,337</b>	<b>60,404</b>	<b>124,927</b>	<b>7,063</b>	<b>1,274,536</b>
<b>Cases Placed on Inactive Status</b>	<b>268,602</b>	<b>973</b>	<b>91</b>	<b>20,576</b>	<b>28,521</b>	<b>1,254</b>	<b>320,017</b>
<b>Cases Pending End of Year</b>							
Active Cases	2,565,403	33,364	4,019	314,800	459,954	17,803	3,395,343
Inactive Cases	1,604,810	10,396	298	192,998	241,603	5,465	2,055,570
<b>Show Cause Hearings Held</b>	<b>140,039</b>	<b>607</b>	<b>76</b>	<b>6,228</b>	<b>13,245</b>	<b>616</b>	<b>160,811</b>
<b>Cases Appealed</b>							
After Trial	1,502	1	2	163	290	78	2,036
Without Trial	6,703	38	24	176	456	75	7,472

## JUSTICE COURTS

### CIVIL CASE ACTIVITY

	Debt Claim	Landlord/Tenant	Small Claims	Total
<b>Cases Pending Beginning of Year</b>				
<i>Active Cases</i>	264,379	95,179	191,300	550,858
<i>Inactive Cases</i>	4,265	3,117	4,935	12,317
Docket Adjustments	5,413	-303	-1,561	3,549
<b>Cases Added</b>				
New Cases Filed	314,120	131,267	56,524	501,911
<i>Cases Reactivated</i>	2,847	1,802	770	5,419
<i>All Other Cases Added</i>	917	720	1,198	2,835
<b>Total Cases on Docket</b>	<b>587,676</b>	<b>228,665</b>	<b>248,231</b>	<b>1,064,572</b>
<b>Dispositions</b>				
Default Judgments	101,982	35,797	7,073	144,852
Agreed Judgments	24,838	645	1,633	27,116
Trial/Hearing by Judge/Hearing Officer	14,716	39,784	17,588	72,088
Trial by Jury	183	125	71	379
Cases Dismissed for Want of Prosecution	18,433	8,001	7,947	34,381
Cases Non-Suited or Dismissed by Plaintiff	102,983	30,635	12,730	146,348
All Other Dispositions	14,791	10,287	8,580	33,658
<b>Total Cases Disposed</b>	<b>277,926</b>	<b>125,274</b>	<b>55,622</b>	<b>458,822</b>
<b>Cases Placed on Inactive Status</b>	<b>4,685</b>	<b>3,692</b>	<b>1,645</b>	<b>10,022</b>
<b>Cases Pending End of Year</b>				
<i>Active Cases</i>	302,015	97,471	184,767	584,253
<i>Inactive Cases</i>	5,438	4,613	5,212	15,263
<b>Cases Appealed</b>				
<i>After Trial</i>	345	3,415	486	4,246
<i>Without Trial</i>	446	819	104	1,369

### JUVENILE/MINOR ACTIVITY

Beginning of Year through End of Year	Total
Transportation Code Cases Filed	13,580
Non-Driving Alcoholic Beverage Code Cases Filed	3,711
Driving Under the Influence of Alcohol Cases Filed	516
Drug Paraphernalia Cases Filed	1,156
Tobacco and e-Cigarette Cases Filed	1,605
Truant Conduct Cases Filed	5,120
Education Code Cases Filed	698
Violation of Local Daytime Curfew Ordinance Cases Filed	45
All Other Non-Traffic Fine-Only Cases Filed	2,948
Transfer to Juvenile Court	
<i>Mandatory</i>	31
<i>Discretionary</i>	35
Accused of Contempt and Referred to Juvenile Court (Delinquent Conduct)	10
Held in Contempt by Criminal Court (Fined and/or Denied Driving Privileges)	241
Juvenile Statement	
<i>Magistrate Warnings Administered</i>	685
<i>Certified by Judge</i>	138
Detention Hearings Held	207
Orders for Non-Secure Custody Issued	14
Parent Contributing to Nonattendance Cases Filed	8,977

## ADDITIONAL ACTIVITY

Beginning of Year through End of Year	Number Given	Requests for Counsel
Magistrate Warnings		
Class C Misdemeanors	23,780	---
Class A and B Misdemeanors	102,015	37,718
Felonies	125,604	50,665

Beginning of Year through End of Year	Total
Arrest Warrants Issued	
Class C Misdemeanors	211,200
Class A and B Misdemeanors	25,406
Felonies	28,237
Capiases Pro Fine IssuedW	41,563
Search Warrants Issued	1,740
Warrants for Fire, Health and Code Inspections FiledW	73
Examining Trials Conducted	470
Emergency Mental Health Hearings Held	12,002
Magistrate's Orders	
Emergency Protection Issued	9,779
Ignition Interlock Device Issued	5,194
All Others Issued Requiring Conditions for Release on Bond	23,662
Driver's License Denial, Revocation or Suspension Hearings Held	8,514
Handgun License Denial, Revocation or Suspension Hearings Held	227
Disposition of Stolen Property Hearings Held	1,070
Peace Bond Hearings Held	402
Inquests Conducted	27,628
Cases in Which Fine and Court Costs Satisfied by Community Service	
Partial Satisfaction	1,804
Full Satisfaction	11,792
Cases in Which Fine and Court Costs Satisfied by Jail Credit	63,209
Cases in Which Fine and Court Costs Waived for Indigency	15,044
Amount of Fines and Court Costs Waived for Indigency	\$3,614,434
Fines, Court Costs and Other Amounts	
Kept by County	\$159,608,232
Remitted to State	\$85,696,341
Total Collected	\$256,961,390

# MUNICIPAL COURTS

## CRIMINAL CASE ACTIVITY

	Traffic Misdemeanors			Non-Traffic Misdemeanors			Total
	Non-Parking	Parking	City Ordinance	Penal Code	Other State Law	City Ordinance	
<b>CASES ON DOCKET</b>							
<b>Cases Pending Beginning of Year</b>							
Active Cases	4,366,477	415,018	46,373	750,329	549,381	637,357	6,764,935
Inactive Cases	4,503,187	105,141	26,671	1,022,213	547,249	392,636	6,597,097
Docket Adjustments	-440,775	-2,526	-246	-51,716	-31,608	-43,264	-570,135
<b>Cases Added</b>							
New Cases Filed	2,474,966	59,009	35,248	204,358	181,357	218,285	3,173,223
Cases Reactivated	692,210	8,224	7,153	115,832	77,003	51,829	952,251
All Other Cases Added	1,349	10	23	585	253	225	2,445
<b>Total Cases on Docket</b>	<b>7,094,227</b>	<b>479,735</b>	<b>88,551</b>	<b>1,019,388</b>	<b>776,386</b>	<b>864,432</b>	<b>10,322,719</b>
<b>Dispositions</b>							
Dispositions Prior to Court Appearance or Trial							
Uncontested Dispositions	931,782	26,980	14,725	73,596	69,085	49,302	1,165,470
Dismissed by Prosecution	320,644	18,038	3,759	71,800	33,955	64,372	512,568
Total Dispositions Prior to Court Appearance or Trial	1,252,426	45,018	18,484	145,396	103,040	113,674	1,678,038
Dispositions at Court Appearance or Trial							
Convictions							
Guilty Plea or Nolo Contendere	226,825	1,996	2,296	31,546	19,778	20,151	302,592
By the Court	21,198	161	1,247	1,643	1,749	1,183	27,181
By the Jury	203	6	3	19	24	39	294
Acquittals							
By the Court	13,208	42	1,002	157	243	374	15,026
By the Jury	49	0	0	7	7	24	87
Dismissed by Prosecution	104,715	947	811	23,067	6,687	30,408	166,635
Total Dispositions at Court Appearance or Trial	366,198	3,152	5,359	56,439	28,488	52,179	511,815
Compliance Dismissals							
After Driver Safety Course	220,213	---	---	---	---	---	220,213
After Deferred Disposition	337,670	2,287	3,976	19,432	17,302	11,292	391,959
After Teen Court	2,383	3	10	240	260	132	3,028
After Tobacco Awareness Course	---	---	---	---	769	---	769
After Treatment for Chemical Dependency	---	---	---	363	814	---	1,177
After Proof of Financial Responsibility	30,366	---	---	---	---	---	30,366
All Other Transportation Code Dismissals	92,667	1,794	311	912	3,445	2,804	101,933
Total Compliance Dismissals	683,299	4,084	4,297	20,947	22,590	14,228	749,445
All Other Dispositions	89,154	3,541	1,884	13,737	10,916	8,060	127,292
<b>Total Cases Disposed</b>	<b>2,391,077</b>	<b>55,795</b>	<b>30,024</b>	<b>236,519</b>	<b>165,034</b>	<b>188,141</b>	<b>3,066,590</b>
<b>Cases Placed on Inactive Status</b>	<b>655,321</b>	<b>8,065</b>	<b>5,376</b>	<b>127,027</b>	<b>81,878</b>	<b>58,415</b>	<b>936,082</b>
<b>Cases Pending End of Year</b>							
Active Cases	4,444,926	414,936	53,144	715,012	564,946	647,678	6,840,642
Inactive Cases	3,986,196	99,311	24,089	965,913	502,502	352,855	5,930,866
<b>Show Cause Hearings Held</b>	<b>440,743</b>	<b>2,709</b>	<b>4,455</b>	<b>42,072</b>	<b>43,462</b>	<b>22,155</b>	<b>555,596</b>
Cases Appealed							
After Trial	8,552	216	12	1,001	723	372	10,876
Without Trial	21,667	26	13	6,420	1,622	218	29,966

CIVIL/ADMINISTRATIVE CASE ACTIVITY

	Total
<b>Cases Pending Beginning of Year</b>	
<i>Active Cases</i>	595,401
<i>Inactive Cases</i>	363,692
Docket Adjustments	8,382
<b>Cases Added</b>	
New Cases Filed	439,625
<i>Cases Reactivated</i>	7,999
<i>All Other Cases Added</i>	6
<b>Total Cases on Docket</b>	<b>1,051,413</b>
<b>Dispositions</b>	
Uncontested Civil Fines or Penalties	258,474
Default Judgments	104,099
Agreed Judgments	567
Trial/Hearing by Judge/Hearing Officer	39,484
Trial by Jury	0
Cases Dismissed for Want of Prosecution	3,365
All Other Dispositions	1,372
<b>Total Cases Disposed</b>	<b>407,361</b>
<b>Cases Placed on Inactive Status</b>	<b>16,339</b>
<b>Cases Pending End of Year</b>	
<i>Active Cases</i>	627,999
<i>Inactive Cases</i>	371,723
<b>Cases Appealed</b>	
<i>After Trial</i>	5
<i>Without Trial</i>	44

JUVENILE/MINOR CASE ACTIVITY

Beginning of Year through End of Year	Total
Transportation Code Cases Filed	34,891
Non-Driving Alcoholic Beverage Code Cases Filed	8,398
Driving Under the Influence of Alcohol Cases Filed	688
Drug Paraphernalia Cases Filed	2,500
Tobacco and e-Cigarette Cases Filed	2,900
Truant Conduct Cases Filed	502
Education Code Cases Filed	177
Violation of Local Daytime Curfew Ordinance Cases Filed	1,092
All Other Non-Traffic Fine-Only Cases Filed	7,728
Transfer to Juvenile Court	
<i>Mandatory</i>	43
<i>Discretionary</i>	69
Accused of Contempt and Referred to Juvenile Court (Delinquent Conduct)	5
Held in Contempt by Criminal Court (Fined and/or Denied Driving Privileges)	726
Juvenile Statement	
<i>Magistrate Warnings Administered</i>	541
<i>Certified by Judge</i>	113
Detention Hearings Held	28
Orders for Non-Secure Custody Issued	91
Parent Contributing to Nonattendance Cases Filed	1,276

## MUNICIPAL COURTS

### ADDITIONAL ACTIVITY

Beginning of Year through End of Year	Number Given	Requests for Counsel
Magistrate Warnings		
<i>Class C Misdemeanors</i>	146,569	---
<i>Class A and B Misdemeanors</i>	87,751	29,596
<i>Felonies</i>	71,198	26,146

Beginning of Year through End of Year	Total
Arrest Warrants Issued	
<i>Class C Misdemeanors</i>	799,185
<i>Class A and B Misdemeanors</i>	37,067
<i>Felonies</i>	35,208
Capiases Pro Fine Issued	280,483
Search Warrants Issued	19,614
Warrants for Fire, Health and Code Inspections Filed	3,530
Examining Trials Conducted	231
Emergency Mental Health Hearings Held	432
Magistrate's Orders	
<i>Emergency Protection Issued</i>	8,776
<i>Ignition Interlock Device Issued</i>	4,143
<i>All Others Issued Requiring Conditions for Release on Bond</i>	3,237
Driver's License Denial, Revocation or Suspension Hearings Held	691
Disposition of Stolen Property Hearings Held	1,116
Peace Bond Hearings Held	187
Cases in Which Fine and Court Costs Satisfied by Community Service	
<i>Partial Satisfaction</i>	9,708
<i>Full Satisfaction</i>	24,947
Cases in Which Fine and Court Costs Satisfied by Jail Credit	183,001
Cases in Which Fine and Court Costs Waived for Indigency	38,565
Amount of Fines and Court Costs Waived for Indigency	\$10,791,605
Fines, Court Costs and Other Amounts	
<i>Kept by City</i>	\$330,438,288
<i>Remitted to State</i>	\$169,696,521
<i>Total</i>	\$500,771,639



## ASSIGNED JUDGES IN THE TRIAL COURTS

### STATEWIDE TOTALS

#### Reasons for Assignments and Number of Judges Assigned

Reason for Assignment by Presiding Judge within the Region	Active Judges - Number of Assignments	Sr/Fmr/Ret Judges - Number of Assignments	Total Number of Assignments
Assistance with Heavy Docket	7	1,270	1,277
Vacation	2	598	600
Illness	12	228	240
Recusal - Voluntary	543	966	1,509
Recusal - Involuntary	28	65	93
Disqualification - Voluntary	115	276	391
Disqualification - Involuntary	3	2	5
Continuing Education	1	122	123
Personal Emergency	0	70	70
Election Contest	3	6	9
Attorney Contempt	0	4	4
Suit to Remove Locally Elected Official	0	0	0
Vacant Bench	0	56	56
Other	51	519	570
<b>Totals</b>	<b>765</b>	<b>4,182</b>	<b>4,947</b>
<b>Assignment to Another Region</b>	3	48	51
<b>Assigned by the Chief Justice to the Region</b>	12	18	30
<b>Number of Attorney Fee Voucher Appeals</b>			22

#### Motions to Recuse/Disqualify

Type of Judge Hearing Motion	No. of Motions
Regional Presiding Judge	185
Active Judge	15
Senior, Former, Retired Judge	147
Disposition	No. of Motions
Granted with hearing	30
Granted without hearing	5
Denied with hearing	136
Denied without hearing - failure to comply with Rule 18a	108
Denied without hearing - other	21

#### Vacant Benches

Reason for Vacancy	Number of Days Judge Assigned to Sit
Death	33
Illness*	145
New Bench	24.5
Resignation	233
Retirement	67.5
Suspension	0

\*More than 2 weeks absence

# ASSIGNED JUDGES IN THE TRIAL COURTS

## STATEWIDE TOTALS

Other Activity							
Rule 12 Appeals				Appeals from Judicial Branch Certification Commission			
Ruling:				Ruling:			
Denied	Granted in Whole	Granted in Part	No Jurisdiction	Violation Occurred, Penalty Upheld	Violation Occurred, Penalty Reduced	Violation Did Not Occur	
2	0	3	12	0	0	0	
Appointments for PIU Cases						0	



Hays County Courthouse



Comal County Courthouse

# Appendix



Blanco County Courthouse





Comal County Courthouse

# CASE STATUS AND CLEARANCE RATE DEFINITIONS

## ALL TRIAL COURTS

### Case Status

For more specific information about the case status categories listed below, as well as definitions of the various disposition types, refer to the reporting instructions posted at <http://www.txcourts.gov/reporting-to-oca/judicial-council-trial-court-activity-reports.aspx>.

**Cases Pending Beginning of Month–Active:** The number of cases that were awaiting disposition at the beginning of the reporting period.

**Cases Pending Beginning of Month–Inactive:** The number of cases that had been classified as inactive at the beginning of the reporting period.

**New Cases Filed:** The number of cases that were filed with the court for the first time during the reporting period.

**Reactivated:** The number of cases that had previously been placed on inactive status, but were restored to the court's control during the reporting period. Further court proceedings in these cases could be resumed during the reporting period and proceed toward disposition. The rules for reactivating a case are the reverse of those for placing a case on inactive status, (e.g., the lifting of a stay, arrest of a defendant with an outstanding warrant, etc.).

**All Other Cases Added (Reopened):** The number of cases in which a judgment had previously been entered but which were restored to the court's pending caseload during the reporting period. These cases come back to the court due to the filing of a request to modify or enforce that existing judgment and a hearing before a judicial officer is requested to review the status of the case or initiate further proceedings in the case.

**Total Cases on Docket:** The sum of the number of new cases filed, cases appealed from lower courts, reactivated and reopened cases.

**Total Dispositions:** The number of cases for which an original entry of judgment has been entered during the reporting period. For cases involving multiple parties/issues, the disposition is not to be reported until all parties/issues have been resolved.

**Placed on Inactive Status:** The number of cases whose status was administratively changed to inactive during the reporting period due to events beyond the court's control. These cases were removed from court control, and the court could take no further action until an event restored the case to the court's active pending caseload. Examples include cases in which a warrant of arrest was issued, a stay was issued while a defendant undergoes temporary or extended inpatient mental health treatment, or a stay was issued due to bankruptcy.

**Cases Pending End of Month–Active:** The number of cases that were awaiting disposition at the end of the reporting period.

**Cases Pending End of Month–Inactive:** The number of cases that had been classified as inactive at the end of the reporting period.

## CLEARANCE RATE

**Clearance Rate:** The number of cases disposed or placed on inactive status divided by the number of cases added to the docket (including reactivated cases). The clearance rate is a measure of how effectively a court is disposing the cases added to its docket.

A clearance rate of 100 percent indicates that the court disposed of the same number of cases during the year as were added to the docket during the year, resulting in no changes to the court's case backlog.

Formula:

Number of cases disposed + number of cases placed on inactive status

divided by

number of new cases filed + number of cases reactivated + cases appealed from lower courts + all other cases added

## DISTRICT COURTS

### Criminal Docket

A criminal case is counted as one defendant per indictment or information. For example, if an indictment names more than one defendant, there is more than one case; three defendants named in one indictment equals three cases. If the same defendant is charged in more than one indictment, even if for the same criminal episode, there is more than one case; the same person named in four indictments equals four cases. Finally, if an indictment contains more than one count (Art. 21.24, Code of Criminal Procedure), only one case per person named in the indictment is reported. The case is reported under the classification for the most serious offense alleged.

The case type categories are:

**CAPITAL MURDER:** An offense under Penal Code Sec. 19.03 (Capital Murder).

**MURDER:** An offense under Penal Code Sec. 19.02 (Murder).

**OTHER HOMICIDES:** An offense under Penal Code Sec. 19.04 (Manslaughter), 19.05 (Criminally Negligent Homicide), or 49.08 (Intoxication Manslaughter).

**ASSAULT OR ATTEMPTED MURDER:** A felony offense under Penal Code Sec. 22.01 (Assault), 22.04 (Injury to a Child, Elderly Individual or Disabled Individual), 22.05 (Deadly Conduct), 22.07 (Terroristic Threat), or 22.08 (Aiding Suicide); an offense under Penal Code Sec. 22.015 (Coercing, Soliciting or Inducing Gang Membership), 22.02 (Aggravated Assault), 22.041 (Abandoning or Endangering Child), 22.09 (Tampering with Consumer Product), or 22.11 (Harassment by Persons in Certain Correctional Facilities; Harassment of Public Servant); or an offense of Attempt (as defined in Sec. 15.01) to Commit Murder (19.02) or Capital Murder (19.03).

**SEXUAL ASSAULT OF AN ADULT:** An offense under Penal Code Sec. 22.011 (Sexual Assault) or 22.021 (Aggravated Sexual Assault) where the victim is an adult (17 years or older).

**INDECENCY OR SEXUAL ASSAULT OF A CHILD:** An offense under Penal Code Secs. 22.011 (Sexual Assault) or 22.021 (Aggravated Sexual Assault) where the victim is a child (younger than 17 years); an offense under Sec. 21.02 (Continuous Sexual Abuse of Young Child or Children); an offense under Sec. 21.11 (Indecency with a Child); or an offense under Sec. 21.12 (Improper Relationship Between Educator and Student).

**FAMILY VIOLENCE ASSAULT:** A felony offense under Penal Code Sec. 22.01(b)(2) against a person whose relationship to the defendant is described by Sec. 71.0021(b), 71.003, or 71.005 of the Family Code.

**AGGRAVATED ROBBERY OR ROBBERY:** An offense under Penal Code Sec. 29.03 (Aggravated Robbery) or 29.02 (Robbery).

**BURGLARY:** A felony offense under Penal Code Sec. 30.02 (Burglary) or 30.04 (Burglary of Vehicles).

**THEFT:** A felony offense under Ch. 31 of the Penal Code, except when the property involved is a motor vehicle; or a felony offense under Sec. 32.31 (Credit Card Abuse or Debit Card Abuse) or 33A.04 (Theft of Telecommunications Service).

**AUTOMOBILE THEFT:** A felony offense under Penal Code Sec. 31.03 (Theft) if the property involved is a motor vehicle, or an offense under Sec. 31.07 (Unauthorized Use of a Vehicle).

**DRUG SALE OR MANUFACTURE:** A felony offense under the Texas Controlled Substances Act (Ch. 481, Health and Safety Code), Ch. 482, Health and Safety Code (Simulated Controlled Substances), the Texas Dangerous Drugs Act (Ch. 483, Health and Safety Code), or Ch. 485, Health and Safety Code (Abusable Volatile Chemicals) for the manufacture, delivery, sale, or possession with intent to deliver or sell a drug or controlled substance.

**DRUG POSSESSION:** A felony offense for possession under the Texas Controlled Substances Act (Ch. 481, Health and Safety Code) or the Texas Dangerous Drugs Act (Ch. 483, Health and Safety Code), other than possession with intent to deliver or sell.

**FELONY D.W.I.:** A felony offense under Penal Code Sec. 49.04 (Driving While Intoxicated), 49.045 (Driving While Intoxicated with Child Passenger), or 49.09 (Enhanced Offenses and Penalties, involving driving a motor vehicle). Also include an offense under Penal Code Sec. 49.07 (Intoxication Assault) when the case involves a motor vehicle.

**OTHER FELONIES:** A felony offense not clearly identifiable as belonging in one of the preceding categories, including cases previously categorized as forgery.

**ALL MISDEMEANORS:** Any offense classified as a misdemeanor.

### Civil Docket

A civil case, unlike a criminal case, does not depend on the number of persons involved. Instead, each separate suit, normally commenced by the filing of the plaintiff's original petition, defines an individual civil case.

The case type categories are:

**INJURY OR DAMAGE—MOTOR VEHICLE:** All cases for damages associated in any way with a motor vehicle (automobile, truck, motorcycle, etc.), with or without accompanying personal injury. Examples include personal injury, property damage, and wrongful death cases that involve motor vehicles.

**INJURY OR DAMAGE—MEDICAL MALPRACTICE:** Cases that allege misconduct or negligence by a person or entity in the medical profession (doctors, nurses, physician assistants, dentists, etc. and their firms: hospitals, nursing homes, etc.) acting in a professional capacity, thereby causing physical or financial harm.



#### **INJURY OR DAMAGE—OTHER PROFESSIONAL**

**MALPRACTICE:** Cases that allege misconduct or negligence by a person or entity not in the medical profession (lawyers, accountants, architects, etc. and their firms) acting in a professional capacity, thereby causing physical or financial harm.

#### **INJURY OR DAMAGE—PRODUCT LIABILITY—**

**ASBESTOS/SILICA:** Cases involving the alleged responsibility of the manufacturer or seller for an injury caused to a person or property by exposure to, or ingestion of, asbestos or silica or an alleged breach of duty to provide suitable instructions to prevent injury.

#### **INJURY OR DAMAGE—OTHER PRODUCT LIABILITY:**

All other cases, not involving asbestos or silica, involving the alleged responsibility of the manufacturer or seller of an article for an injury caused to a person or property by a defect in, or the condition of, the article sold or an alleged breach of duty to provide suitable instructions to prevent injury.

**OTHER INJURY OR DAMAGE:** All other cases not falling into categories above alleging an injury or wrong committed against a person, their reputation, or their property by a party who either did something that he was obligated not to do or failed to do something that he was obligated to do. Examples include damages on premises, “slip-and-fall” cases, construction damages, assault, battery, animal attack, vandalism, slander/libel/defamation, malicious prosecution, and false imprisonment.

**REAL PROPERTY—EMINENT DOMAIN:** Suits by a unit of government or a corporation with the power of eminent domain for the taking of private land for public use; or cases in which a property owner challenges the amount of remuneration offered by the government for the taking of a parcel of land.

**OTHER REAL PROPERTY:** All other cases involving real property. Examples include disputes over the ownership, use, boundaries, or value of real property, including trespass to try title.

**CONTRACT—CONSUMER/COMMERCIAL/DEBT:** Cases involving a buyer of goods or services bringing a suit against the seller for failure either to deliver said goods or services or to honor a warranty as promised in an expressed or implied contract. Also, cases involving a seller of goods or services bringing a suit against a buyer for failure to pay for said goods or services as promised in an expressed or implied contract (debt collection). Examples include agreements, breach of contract, contracts, fraud, notes, sworn accounts, debts, and assignment of creditors.

**OTHER CONTRACT:** All other cases involving a dispute over an agreement, express or implied, between two parties. Examples include employment cases (including discrimination, retaliation, termination, and other employment cases), landlord/tenant disputes, mortgage foreclosures, homeowners association disputes, etc.

**CIVIL CASES RELATING TO CRIMINAL MATTERS:** All civil cases associated with criminal matters, including bond forfeiture, expunction, nondisclosure, occupational license, seizure and forfeiture, extradition, contempt (in criminal cases only), and writ of habeas corpus (in criminal cases only) cases. Include petitions for relief from a firearms disability related to criminal cases (Sec. 574.088, Health and Safety Code).

**OTHER CIVIL CASES:** All non-tax civil cases not clearly identifiable as belonging in one of the preceding categories. Include occupational license cases in civil and family matters and cases appealing the finding of a lower court, department, or administrative agency (e.g., workers’ compensation, business dissolution, liquor license appeal, etc.).

**TAX CASES:** Suits brought by governmental taxing entities against an individual or business for the collection of taxes.

### **Family Law Docket**

A family law case is counted and reported when: 1) an original petition is filed (no matter how many parties or children are involved); 2) a show cause motion, motion to modify, or similar motion is filed following entry of original judgment; or 3) some other case is filed.

The case type categories are:

**DIVORCE—CHILDREN:** Suits brought by a party to a marriage to dissolve the marriage pursuant to Ch. 6, Family Code that also include a suit affecting the parent-child relationship due to the existence of children born or adopted of the marriage who are under 18 years of age or who are otherwise entitled to support as provided by Ch. 154, Family Code. Include petitions for annulment and petitions to declare a marriage void.

**DIVORCE—NO CHILDREN:** Suits brought by a party to a marriage to dissolve the marriage pursuant to Ch. 6, Family Code. Include petitions for annulment and petitions to declare a marriage void.

**PARENT-CHILD—NO DIVORCE:** Cases involving issues of custody, support, paternity, visitation (by parents, grandparents or other family members) that do not involve a current or previously decided divorce/marriage dissolution case. Include voluntary legitimation of paternity (Sec. 160.201, Family Code).

**CHILD PROTECTIVE SERVICES:** Cases filed under Ch. 262 of the Family Code on behalf of the Department of Family and Protective Services; a motion in aid of investigation filed under Sec. 261.303 of the Family Code; a motion to participate filed under Sec. 264.203 of the Family Code; or a civil action filed by the Department requesting a determination of an at-risk child under Sec. 264.303 of the Family Code.

**TERMINATION OF PARENTAL RIGHTS:** Cases filed under Ch. 161 of the Family Code requesting that the court extinguish the legal relationship of parent and child.

**ADOPTION:** Cases filed under Ch. 162 of the Family Code requesting the establishment of a new, permanent relationship of parent and child between persons not having that relationship naturally. Include gestation agreements.

**PROTECTIVE ORDERS—NO DIVORCE:** Cases filed under Ch. 82, Family Code, requesting an order designed to limit or eliminate contact between two or more family/household members or individuals involved in a dating relationship.

**TITLE IV-D—PATERNITY:** Cases filed by the Title IV-D Agency (Office of Attorney General) requesting a determination of parentage under Ch. 160, Family Code and the setting of a child support obligation. These cases may also involve custody and visitation issues.

**TITLE IV-D—SUPPORT ORDER:** Cases filed by the Title IV-D Agency (Office of Attorney General) requesting the setting of a child support obligation where the parentage of the child has been established by an Acknowledgment of Paternity or the child was born during the marriage. These cases may also involve custody and visitation issues.

**TITLE IV-D—UIFSA:** Cases filed by the Title IV-D Agency (Office of the Attorney General) seeking to establish a Texas child support order. The issue of paternity may be addressed. UIFSA cases are distinguished by the fact that not all parties reside in Texas. Issues of custody and visitation are not generally involved.

**ALL OTHER FAMILY CASES:** Includes all cases filed under the Family Code that are not reported elsewhere, including, but not limited to:

- Judicial bypass of parental notification of abortion (Sec. 33.003); Changes of name (Ch. 45);
- Adult adoptions (Sec. 152.502);
- Removal of disability of minority (Ch. 31);
- Removal of disability of minority for marriage (Sec. 2.103);
- Suits for parental liability for damages caused by conduct of child (Ch. 41); and
- Suits for liability for interference with possession of a child (Ch. 42).

**POST-JUDGMENT MODIFICATION—CUSTODY:** Post-judgment suits or motions filed pursuant to Subchapter B, Ch. 156, Family Code, for modification of an order that provides for the conservatorship of, possession of, or determination of residence of a child (e.g., motions to modify conservatorship [custody], motions to modify right to determine primary residence of child, motions for further orders of the court).

**POST-JUDGMENT MODIFICATION—OTHER:** Post-judgment suits or motions requesting modification of orders not involving custody of a child, including, but not limited to:

- Suits filed pursuant to Subchapter B, Ch. 156, Family Code for modification of an order that provides for

the access to a child (motions to modify visitation privileges; motions to modify rights, privileges and duties of conservator);

- Suits filed pursuant to Subchapter C, Ch. 156, Family Code for modification of an order that provides for the support of a child (motions to modify or set child support; motions to terminate wage withholding; motions for further orders of the court); and
- Suits filed pursuant to Sec. 8.057, Family Code for modification of an order that provides for spousal maintenance (petition to terminate/modify order/writ of income withholding).

**POST-JUDGMENT ENFORCEMENT:** Post-judgment suits or motions requesting the enforcement of a final order, including, but not limited to:

- Motions filed pursuant to Ch. 157, Family Code to enforce a final order for conservatorship, child support, possession of or access to a child, property provisions, injunctions, or other provisions of a final order (e.g., motions for contempt; motions for enforcement of judgments or prior orders; motions to revoke community supervision/probation for failure to pay child support);
- Suits to enforce a divorce or annulment decree filed pursuant to Ch. 9, Family Code (petition for enforcement of property division; petitions to divide assets not divided on divorce or annulment; post-decree qualified domestic relations orders); and
- Suits to enforce spousal maintenance filed pursuant to Ch. 8, Family Code.

**POST-JUDGMENT TITLE IV-D:** Suits or motions filed by the Title IV-D agency (Office of the Attorney General) pursuant to Chs. 156, 157 or 159, Family Code, to enforce and/or modify a child support obligation.

**TITLE IV-D—PATERNITY:** Cases filed by the Title IV-D Agency (Office of Attorney General) requesting a determination of parentage under Ch. 160, Family Code and the setting of a child support obligation. These cases may also involve custody and visitation issues. The pleading is most often styled Petition to Establish the Parent-Child Relationship.

**TITLE IV-D—SUPPORT ORDER:** Cases filed by the Title IV-D Agency (Office of Attorney General) requesting the setting of a child support obligation where the parentage of the child has been established by an Acknowledgment of Paternity or the child was born during the marriage. These cases may also involve custody and visitation issues. The pleading is most often styled Suit Affecting the Parent-Child Relationship.

**TITLE IV-D—UIFSA:** Cases filed by the Title IV-D Agency (Office of the Attorney General) seeking to establish a Texas child support order. The issue of paternity may be addressed. UIFSA cases are distinguished by the fact that not all parties reside in Texas. Issues of custody and visitation are not generally involved.

## Juvenile Docket

Juvenile cases are based upon petitions for adjudication of a child alleged to have engaged in delinquent conduct or conduct indicating a need for supervision (C.I.N.S.) as governed by Title 3 of the Texas Family Code.

Delinquent conduct cases are further broken down into case categories similar to the ones used in the Criminal section. See OCA's Required Reporting webpage (<http://www.txcourts.gov/reporting-to-oca/judicial-council-trial-court-activity-reports.aspx>) for full definitions.

## STATUTORY COUNTY COURTS

### Misdemeanor Case Docket

A criminal case is counted as one defendant per information or complaint. For example, if an information names more than one defendant, there is more than one case; three defendants named in one information equals three cases. If the same defendant is charged in more than one information, even if for the same criminal episode, there is more than one case; the same person named in four informations equals four cases. Finally, if an information contains more than one count (Art. 21.24, Code of Criminal Procedure) only one case per person named in the information is reported. The case is reported under the classification for the most serious offense alleged.

Case categories are identical to the ones used in the CRIMINAL SECTION OF THE CONSTITUTIONAL COUNTY COURT REPORTS.

### Felony Case Docket

A criminal case is counted as one defendant per indictment or information. For example, if an indictment names more than one defendant, there is more than one case; three defendants named in one indictment equals three cases. If the same defendant is charged in more than one indictment, even if for the same criminal episode, there is more than one case; the same person named in four indictments equals four cases. Finally, if an indictment contains more than one count (Art. 21.24, Code of Criminal Procedure), only one case per person named in the indictment is reported. The case is reported under the classification for the most serious offense alleged.

Case categories are identical to the ones used in the CRIMINAL SECTION OF THE DISTRICT COURT REPORTS.

### Civil Docket

A civil case, unlike a criminal case, does not depend on the number of persons involved. Instead, each separate suit, normally commenced by the filing of the plaintiff's original petition, defines an individual civil case.

Case categories are identical to the ones used in the CIVIL SECTION OF THE DISTRICT COURT REPORTS.

### Family Law Docket

A family law case is counted and reported when: 1) an original petition is filed (no matter how many parties or children are involved); 2) a show cause motion, motion to modify, or

similar motion is filed following entry of original judgment; or 3) some other case is filed.

Case categories are identical to the ones used in the FAMILY SECTION OF THE DISTRICT COURT REPORTS.

## Juvenile Docket

Juvenile cases are based upon petitions for adjudication of a child alleged to have engaged in delinquent conduct or conduct indicating a need for supervision (C.I.N.S.) as governed by Title 3 of the Texas Family Code.

Delinquent conduct cases are further broken down into case categories similar to the ones used in the Criminal section. See OCA's Required Reporting webpage (<http://www.txcourts.gov/reporting-to-oca/judicial-council-trial-court-activity-reports.aspx>) for full definitions.

## Probate and Guardianship Docket

These cases are governed by the Texas Probate Code, and include matters involving the probate of wills, the administration of estates, and guardianships. A single probate case may involve more than one person.

Case categories are identical to the ones used in the PROBATE AND GUARDIANSHIP SECTION OF THE CONSTITUTIONAL COUNTY COURT REPORTS.

## Court-Ordered Mental Health Cases

Sec. 574.014 of the Health and Safety Code requires a report to the Office of Court Administration on the number of applications for involuntary mental health commitment orders filed and the disposition of those cases. Information is also collected on applications seeking an order to authorize psychoactive medications.

Case categories are identical to the ones used in the COURT-ORDERED MENTAL HEALTH SERVICES SECTION OF THE CONSTITUTIONAL COUNTY COURT REPORTS.

## CONSTITUTIONAL COUNTY COURTS

### Criminal Docket

A criminal case is counted as one defendant per information or complaint. For example, if an information names more than one defendant, there is more than one case; three defendants named in one information equals three cases. If the same defendant is charged in more than one information, even if for the same criminal episode, there is more than one case; the same person named in four informations equals four cases. Finally, if an information contains more than one count (Art. 21.24, Code of Criminal Procedure) only one case per person named in the information is reported. The case is reported under the classification for the most serious offense alleged.

The case type categories are:

**D.W.I.—FIRST OFFENSE:** An offense under Sec. 49.04, Penal Code (Driving While Intoxicated).

**D.W.I.—SECOND OFFENSE:** A second offense of driving while intoxicated (Sec. 49.04, Penal Code) under Sec. 49.09, Penal Code (Enhanced Offenses and Penalties).

**THEFT:** A misdemeanor offense under Ch. 31 (Theft) of the Penal Code, except Sec. 31.06, or an offense under Penal Code Sec. 33A.04 (Theft of Telecommunications Service).

**THEFT BY CHECK:** Any offense of theft or theft of service in which the defendant allegedly obtained property or secured performance of service by issuing or passing a check or similar sight order for the payment of money, when the issuer did not have sufficient funds in or on deposit with the bank or other drawee for the payment in full of the check or order as well as all other checks or orders then outstanding (Sec. 31.06, Penal Code). Also included are appeals of cases brought under Sec. 32.41, Penal Code (Issuance of Bad Checks).

**DRUG POSSESSION—MARIJUANA:** A misdemeanor offense under Sec. 481.120 (Delivery of Marijuana), Sec. 481.121 (Possession of Marijuana) or Sec. 481.134(f) (Drug Free Zones), Health and Safety Code.

**DRUG POSSESSION—OTHER:** Any other misdemeanor offense for possession, manufacture, delivery, sale, or possession with intent to deliver or sell a drug or controlled substance under the Texas Controlled Substances Act (Ch. 481, Health and Safety Code), the Texas Dangerous Drug Act (Ch. 483, Health and Safety Code), or Ch. 485 (Abusable Volatile Chemicals), Health and Safety Code.

**FAMILY VIOLENCE ASSAULT:** A misdemeanor offense under Penal Code Sec. 22.01(a)(1) against a person whose relationship to the defendant is described by Sec. 71.0021(b), 71.003, or 71.005 of the Family Code.

**ASSAULT—OTHER:** Any other misdemeanor offense under Ch. 22 of the Penal Code.

**TRAFFIC:** Violations of the provisions of Title 7, Transportation Code and related statutes, except D.W.I. Sec. 49.04 (or Sec. 49.09 for a subsequent offense), Penal Code, and Sec. 521.457, Transportation Code (Driving While License Invalid).

**D.W.L.S./D.W.L.I.:** An offense under Sec. 521.457, Transportation Code (Driving While License Invalid).

**OTHER MISDEMEANOR CASES:** A misdemeanor not clearly identifiable as belonging in one of the preceding categories.

## Civil Docket

A civil case, unlike a criminal case, does not depend on the number of persons involved. Instead, each separate suit, normally commenced by the filing of the plaintiff's original petition, defines an individual civil case.

The case type categories are:

**INJURY OR DAMAGE—MOTOR VEHICLE:** All cases for damages associated in any way with a motor vehicle (automobile, truck, motorcycle, etc.), with or without

accompanying personal injury. Examples include personal injury, property damage, and wrongful death cases that involve motor vehicles.

**OTHER INJURY OR DAMAGE:** All other cases alleging an injury or wrong committed against a person, their reputation, or their property by a party who either did something that he was obligated to do or failed to do something that he was obligated to do. Examples include damages on premises, "slip-and-fall" cases, construction damages, assault, battery, animal attack, vandalism, slander/libel/defamation, malicious prosecution, and false imprisonment.

**REAL PROPERTY:** Cases involving disputes over the ownership, use, boundaries, or value of real property.

**CONTRACT—CONSUMER/COMMERCIAL/DEBT:** Cases involving a buyer of goods or services bringing a suit against the seller for failure either to deliver said goods or services or to honor a warranty as promised in an expressed or implied contract. Also, cases involving a seller of goods or services bringing a suit against a buyer for failure to pay for said goods or services as promised in an expressed or implied contract (debt collection). Examples include agreements, breach of contract, contracts, notes, sworn accounts, debts, and assignment of creditors.

**CONTRACT—LANDLORD/TENANT:** Cases alleging a breach of contract (lease) between a landlord and tenant, including unlawful detainer.

**OTHER CONTRACT:** All other cases involving a dispute over an agreement, express or implied, between two parties. Examples include employment cases (including discrimination, retaliation, termination, and other employment cases), fraud, mortgage foreclosures, homeowners association disputes, etc.

**CIVIL CASES RELATING TO CRIMINAL MATTERS:** All civil cases associated with criminal matters, including bond forfeiture, nondisclosure, occupational license, seizure and forfeiture, contempt (in criminal cases only), and writ of habeas corpus (in criminal cases only) cases. Include petitions for relief from a firearms disability related to a criminal case (Sec. 574.088, Health and Safety Code).

**ALL OTHER CIVIL CASES:** All other civil cases not clearly identifiable as belonging in one of the preceding categories. Include petitions for relief from a firearms disability related to an involuntary mental health commitment case (Sec. 574.088, Health and Safety Code).

## Juvenile Docket

Juvenile cases are based upon petitions for adjudication of a child alleged to have engaged in delinquent conduct or conduct indicating a need for supervision (C.I.N.S.) as governed by Title 3 of the Texas Family Code.

Delinquent conduct cases are further broken down into case categories similar to the ones used in the Criminal section. See OCA's Required Reporting webpage (<http://www.txcourts.gov/reporting-to-oca/judicial-council-trial-court-activity->



reports.aspx) for full definitions.

### Probate and Guardianship Docket

These cases are governed by the Texas Probate Code, and include matters involving the probate of wills, the administration of estates, and guardianships. A single probate case may involve more than one person.

The case type categories are:

**INDEPENDENT ADMINISTRATION:** A proceeding to probate a will and for issuance of letters testamentary under Probate Code Sec. 145(b), or an estate opened under Probate Code Secs. 145(c), 145(d) or 145(e).

**DEPENDENT ADMINISTRATION:** An estate opened under Probate Code Sec. 178. These estate cases require court monitoring. Also include applications to appoint a temporary administrator under Ch. VI, Probate Code.

**ALL OTHER ESTATE PROCEEDINGS:** Other proceedings involving the handling or transfer of property by reason of the death of an individual.

**GUARDIANSHIP:** Cases involving the establishment of, or a controversy over, the relation existing between a person (guardian) lawfully invested with the power and charged with the duty of taking care of the rights of a minor or adult (ward) who is considered by the court as incapable of caring for himself/herself.

**ALL OTHER CASES:** All other cases not clearly identifiable as belonging in one of the preceding categories. Include petitions for relief from a firearms disability related to a guardianship case (Sec. 574.088, Health and Safety Code).

### Court-Ordered Mental Health Cases

Sec. 574.014 of the Health and Safety Code requires a report to the Office of Court Administration on the number of applications for involuntary mental health commitment orders filed and the disposition of those cases. Information is also collected on applications seeking an order to authorize psychoactive medications.

The case type categories are:

**TEMPORARY MENTAL HEALTH SERVICES:** Applications for commitment under Sec. 574.034(a) or 574.034(b), Health and Safety Code for not longer than 90 days. Do not include requests for modification of existing commitment orders.

**EXTENDED MENTAL HEALTH SERVICES:** Applications for commitment under Sec. 574.035(a) or 574.035(b), Health and Safety Code for greater than 90 days, but not longer than 12 months. Do not include requests for modification of existing commitment orders.

**MODIFICATION—INPATIENT TO OUTPATIENT:** Applications for the modification of an existing order for commitment for inpatient services to provide for commitment for outpatient services (Sec. 574.061, to provide

for commitment for outpatient services (Sec. 574.061, Health and Safety Code).

**MODIFICATION—OUTPATIENT TO INPATIENT:** Applications for the modification of an existing order for commitment for outpatient services to provide for commitment for inpatient services (Sec. 574.065(d)(2), Health and Safety Code).

**ORDER TO AUTHORIZE PSYCHOACTIVE MEDICATIONS:** Applications seeking an order authorizing, reauthorizing or modifying the administration of psychoactive medication (Sec. 574.106, Health and Safety Code).

## JUSTICE COURTS

### Criminal Docket

The number of criminal cases is based on the number of individual violations charged. If the same defendant has been charged for more than 1 violation, each violation is counted as a separate case. For instance, a citation with 4 violations charged is counted as 4 cases. The case type categories are:

**TRAFFIC MISDEMEANORS:** Cases relating to motor vehicle operation or ownership for which the maximum punishment does not involve confinement in jail or prison (i.e., class C misdemeanors).

**Non-Parking.** Cases involving violations of the provisions of Title 7, Transportation Code and related statutes that do not involve parking (e.g., speeding, passing a school bus, driving without a valid inspection sticker, driving with an expired or no driver's license).

**Parking.** Cases involving violations of Secs. 545.301 through 545.304, Ch. 681 or Ch. 683, Transportation Code and related statutes concerning the improper stopping, standing, or parking of a vehicle (e.g., parking in an intersection, parking within 15 feet of a fire hydrant, parking where an official sign prohibits parking).

**County Ordinance.** Cases involving violations of traffic or parking-related ordinances enacted by the county (e.g., vehicle weight limitations set by the county pursuant to Transportation Code, Sec. 621.301) that are not already covered by state statute.

**NON-TRAFFIC MISDEMEANORS:** Cases not involving traffic or parking violations for which the maximum punishment does not involve confinement in jail or prison.

**Penal Code.** Cases involving laws enacted by the Texas Legislature that are set out in the Penal Code (e.g., disorderly conduct, public intoxication, theft of property valued at less than \$100).

**Other State Law.** Cases involving laws enacted by the Texas Legislature that are set out in statutes other than the Penal Code (e.g., Alcoholic Beverage Code, Education Code, Health and Safety Code, Occupations Code, Parks and Wildlife Code, etc.).

**County Ordinance.** Cases involving ordinances enacted by the county (e.g., building codes, zoning, sanitation, and animal ordinances) that are not already covered by state statute.

### Civil Docket

A civil case, unlike a criminal case, does not depend on the number of persons involved. Instead, each separate suit, normally commenced by the filing of the plaintiff's original petition, defines an individual civil case.

The case type categories are:

**Debt Claim.** Cases filed on or after September 1, 2013 to recover a debt by an assignee of a claim, a debt collector or collection agency, a financial institution, or a person or entity primarily engaged in the business of lending money at interest. The claim can be for no more than \$10,000, excluding statutory interest and court costs but including attorney fees, if any. Debt claim cases in justice court are governed by Rules 500-507 and 508 of Part V of the Rules of Civil Procedure.

**Landlord/Tenant includes:**

1. **Eviction.** All suits for eviction (recovery of possession of premises) brought to recover possession of real property under Chapter 24 of the Texas Property Code, often by a landlord against a tenant. A claim for rent may be joined with an eviction case if the amount of rent due and unpaid is not more than \$10,000, excluding statutory interest and court costs but including attorney fees, if any. Eviction cases are governed by Rules 500-507 and 510 of Part V of the Rules of Civil Procedure.

2. **Repair and Remedy.** A case by a residential tenant under Chapter 92, Subchapter B, of the Texas Property Code to enforce the landlord's duty to repair or remedy a condition materially affecting the physical health or safety of an ordinary tenant. Repair and remedy cases are governed by Rules 500-507 and 509 of Part V of the Rules of Civil Procedure.

**Small Claims Suits includes:**

1. **Small Claims Suits (filed on or after September 1, 2013).** Cases filed for the recovery of money damages, civil penalties, personal property, or other relief allowed by law. The claim cannot exceed \$10,000, excluding statutory interest and court costs but including attorney fees, if any. Small claims cases are governed by Rules 500-507 of Part V of the Rules of Civil Procedure.

2. **Miscellaneous proceedings** including occupational licenses, bond forfeitures, writs of re-entry, writs of restoration, writs of retrieval, tax cases, tax warrants, dangerous dog cases (in which no criminal charges have been filed), tow hearings, habitual toll violator hearings, junk vehicle, and deed restriction cases.

## MUNICIPAL COURTS

### Criminal Docket

The number of criminal cases is based on the number of individual violations charged. If the same defendant has been charged for more than 1 violation, each violation is counted as a separate case. For instance, a citation with 4 violations charged is counted as 4 cases. The case type categories are:

**TRAFFIC MISDEMEANORS:** Cases relating to motor vehicle operation or ownership for which the maximum punishment does not involve confinement in jail or prison (i.e., class C misdemeanors).

**Non-Parking.** Cases involving violations of the provisions of Title 7, Transportation Code and related statutes that do not involve parking (e.g., speeding, passing a school bus, driving without a valid inspection sticker, driving with an expired or no driver's license).

**Parking.** Cases involving violations of Sec. 545.301 through 545.304, Ch. 681 or Ch. 683, Transportation Code and related statutes concerning the improper stopping, standing, or parking of a vehicle (e.g., parking in an intersection, parking within 15 feet of a fire hydrant, parking where an official sign prohibits parking).

**City Ordinance.** Cases involving violations of traffic or parking-related ordinances enacted by municipalities that are not already covered by state statute.

**NON-TRAFFIC MISDEMEANORS:** Cases not involving traffic or parking violations for which the maximum punishment does not involve confinement in jail or prison.

**Penal Code.** Cases involving laws enacted by the Texas Legislature that are set out in the Penal Code (e.g., disorderly conduct, public intoxication, theft of property valued at less than \$100).

**Other State Law.** Cases involving laws enacted by the Texas Legislature that are set out in statutes other than the Penal Code (e.g., Alcoholic Beverage Code, Education Code, Health and Safety Code, Occupations Code, etc.).


**City Ordinance.** Cases involving ordinances enacted by municipalities (e.g., building codes, zoning laws, dog ordinances). Ordinance violations involving litter, fire safety, zoning, public health, and sanitation are punishable by fines only, up to a maximum of \$2,000. Punishment for violation of other types of city ordinances is limited to fines only, not to exceed \$500, that are not already covered by state statute.

### Civil Docket

A civil case, unlike a criminal case, does not depend on the number of persons involved. Instead, each separate suit,

normally commenced by the filing of the plaintiff's original petition, defines an individual civil case.

Civil cases are those involving all complaints, citations or suits within the civil or administrative jurisdiction of the municipal court, including red light camera, vehicle parking and stopping (Transportation Code, Ch. 682), dangerous dog, substandard building, and abandoned motor vehicle cases, as well as any other cases involving the enforcement of health and safety and nuisance abatement ordinances. Bond forfeiture (nisi) proceedings conducted pursuant to Code of Criminal Procedure, Art. 22.02 are also included.



**ANNUAL STATISTICAL REPORT FOR THE TEXAS JUDICIARY FISCAL YEAR 2021**



P.O. Box 12066  
Austin, TX 78711-2066



512.463.1625 Phone  
512.463.1648 Fax



[www.txcourts.gov](http://www.txcourts.gov)