



ANNUAL STATISTICAL REPORT

for the
TEXAS JUDICIARY



FISCAL YEAR 2020

CONTENTS

Texas Court Structure	iii
Judicial Administration.....	v
Funding of the Judicial Branch	vi
Statewide Trends.....	1
Court-Level Trends	36
Detail	94
Appendix.....	153

Director Statement

On March 4, 2020, the State of Texas saw its first diagnosed case of COVID-19. In the months that followed, as the world shut down and the public health crisis continued, the Texas Judiciary remained committed to providing access to justice, quickly adapting to holding remote proceedings via Zoom and employing the technology, such as electronic filing, put into place in the previous decade. From March through August 2020, Texas judges held more than 440,000 hearings remotely in every case type and type of proceeding, including bench and jury trials, with 1.3 million participants and lasting almost 1 million hours. At the time of publication of this report in March 2021, the number of hearings held has increased to over 1.1 million remote hearings with 3.6 million participants and lasting 2.9 million hours. Judges, clerks, and court staff have provided millions of court users with the ability to safely resolve their disputes.

Despite the pandemic's dramatic impact on case filings and dispositions, the Texas Judiciary saw 7.3 million cases filed in FY 2020 and judges disposing of 7.4 million cases. The impact of COVID-19 on the judiciary will be long-lasting. It will take time and patience for judges to dig out of backlogs and for in-person jury trials to resume at normal levels. But I know the Judiciary will rise to the occasion, just like it did during this challenging year.

Disasters have a profound impact on data. We saw it with our court data following Hurricane Harvey in 2017 and are seeing it today with case filings declining at every court level in most categories due to the pandemic. The Judiciary is evaluating this data, and we hope to use it to put into place improved policies, efficiencies within the system, and increased access to our courts.

Below are some key highlights from the Fiscal Year 2020 Annual Statistical Report.

- Despite a 27 percent decline in county court filings and a drop of 15 percent in district court filings, the level of new debt cases filed in 2020 still exceeded the number filed in 2018. Debt cases in the justice courts declined by only 4 percent in 2020.
- After reaching an all-time high in 2019, new landlord/tenant cases filed in justice courts fell 28 percent in 2020. Due to the pandemic and resulting economic consequences, federal, state, and local restrictions were placed on filing eviction cases starting half-way through the fiscal year.
- After reaching an all-time high in 2018, the number of new family cases declined by 13 percent to the lowest level since 1998. The number of post-judgment suits for modification or enforcement also declined by 13 percent from the previous year. Child support cases declined at the most significant rate.
- Despite the decline in family case filings, the family case clearance rate fell from 99 percent in 2019 to 87 percent in 2020, resulting in an 11 percent increase in active pending cases at the end of the fiscal year.
- The number of new misdemeanor cases filed has been falling since 2007 and fell 17 percent in 2020 alone due to the coronavirus pandemic and a significant decline in drug cases. Down 45 percent from the 2007 peak, the 2020 filing rate was the lowest since at least 1985.
- After hitting a peak in 2017, the number of new misdemeanor drug cases filed declined 14 percent in 2019, largely due to a decline in the prosecution of marijuana cases beginning late in the fiscal year. Filings declined by almost half in 2020 due to continued decline in the prosecution of marijuana cases as well as an overall steep decrease in filed misdemeanor cases due to the coronavirus pandemic.



- Family violence and other misdemeanor assault were the only misdemeanor case categories that increased in 2020.
- Aside from capital murder, aggravated assault/attempted murder, family violence, and auto theft were the only felony categories that increased in 2020.
- Traffic and parking cases declined by 25 percent from the previous year and was the lowest number since 1980.
- Non-traffic misdemeanor cases fell by 17 percent from the previous year and was the second lowest number since 1979.
- Homicides, including capital murder, was the only juvenile case category to increase in 2020.
- The active pending caseload grew by 10 percent in the district courts and by 8 percent in county courts at law due to lower than usual clearance rates in criminal and family cases. The active pending caseload in constitutional county courts increased 9 percent due to lower than usual clearance rates in civil and juvenile cases.



David Slayton
Administrative Director

Texas Court Structure

The current structure of the court system of Texas was established by an 1891 amendment to the Texas Constitution of 1876. The amendment established the Supreme Court as the highest state appellate court for civil matters, and the Court of Criminal Appeals as the highest state appellate court in criminal matters. The amendment also established courts of appeals that exercise intermediate appellate jurisdiction in civil and criminal cases.¹

District courts are the state's trial courts of general jurisdiction. The geographical area served by each district court is established by the specific statute creating the court.

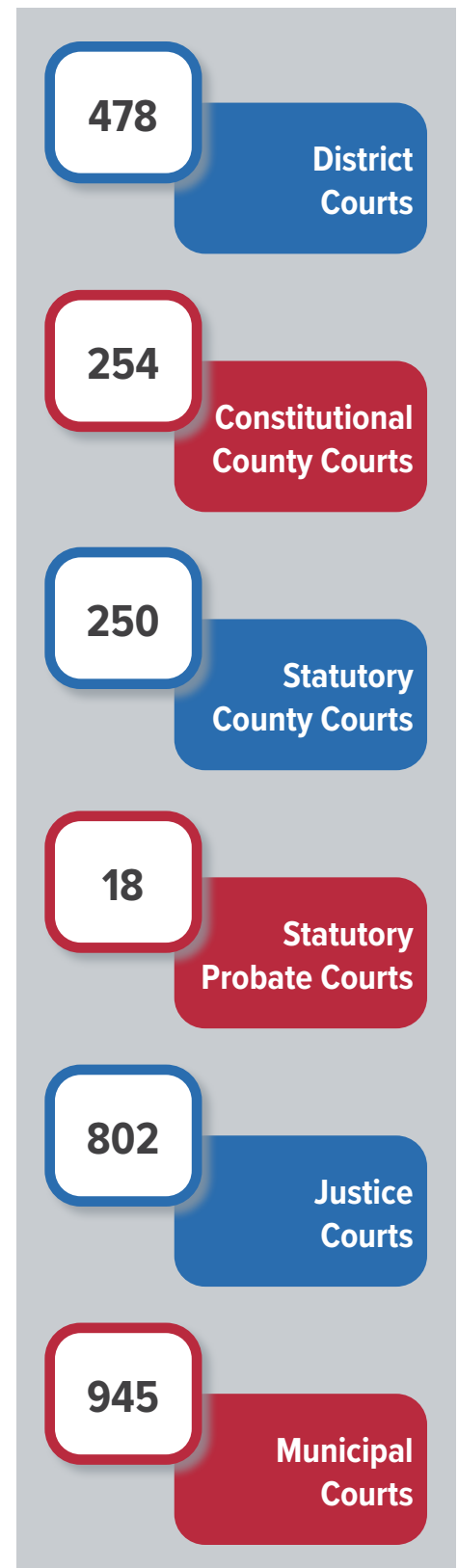
In addition to these state courts, the Texas Constitution provides for a county court in each county, presided over by the county judge. The county judge also serves as head of the county commissioners court, the governing body of the county. To aid the constitutional county court with its judicial functions, the Legislature has established statutory county courts, generally designated as county courts at law or statutory probate courts, in the more populous counties.

The Texas Constitution also authorizes not less than one nor more than 16 justices of the peace in each county. The justice courts generally have exclusive jurisdiction of civil matters when the amount in controversy does not exceed \$200 and concurrent jurisdiction with the county courts when the amount in controversy exceeds \$200 but does not exceed \$10,000. These courts also have jurisdiction in misdemeanor cases where punishment upon conviction may be by fine only.

By statute, the Legislature has created municipal courts in each incorporated city in the state. These courts have original jurisdiction over violations of municipal ordinances and concurrent jurisdiction with the justice courts over misdemeanor state law violations, limited to the geographical confines of the municipality. Municipal courts also have civil jurisdiction limited to a few specific types of cases.

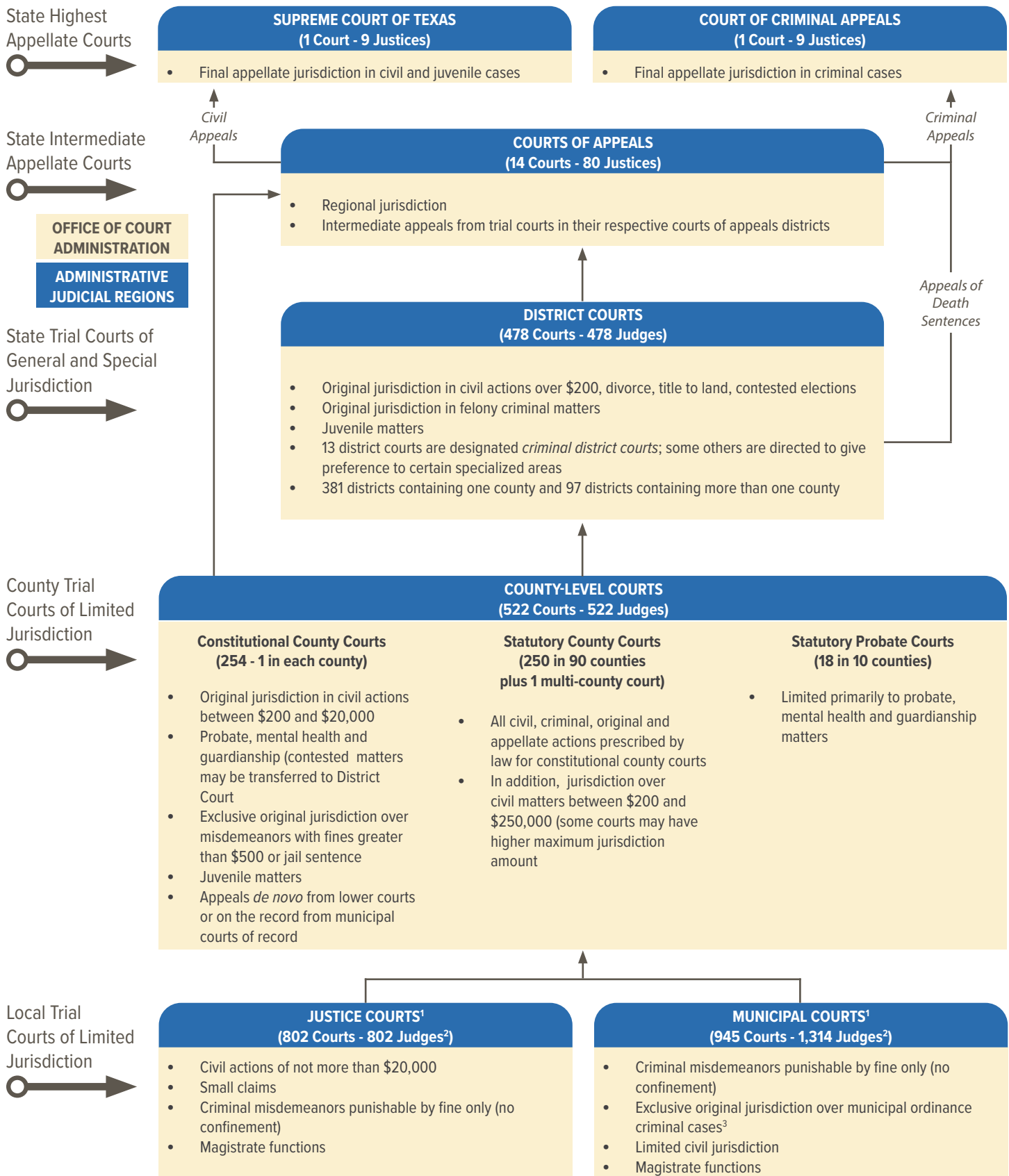
Trials in the justice courts and most municipal courts are not of record, and appeals therefrom are by new trial ("trial *de novo*") to the county court, except in certain counties, where the appeal is to a county court at law or to a district court. When an appeal is by trial *de novo*, the case is tried again in the higher court, just as if the original trial had not occurred.

Jurisdiction of the various levels of courts is established by constitutional provision and by statute. Statutory jurisdiction is established by general statutes providing jurisdiction for all courts on a particular level, as well as by the statutes establishing individual courts. Thus, to determine the jurisdiction of a particular court, one must examine the Constitution; the general statutes establishing jurisdiction for that level of court; the specific statute authorizing the establishment of the particular court in question; the statutes creating other courts in the same county (whose jurisdictional provisions may affect the court in question); and the statutes dealing with specific subject matter (such as the Family Code, which requires, for example, that judges who are lawyers hear appeals from cases heard by non-lawyer judges in juvenile cases).



Court Structure of Texas

September 1, 2020



1. All justice courts and most municipal courts are not courts of record. Appeals from these courts are by trial *de novo* in the county-level courts, and in some instances in the district courts.

2. Some municipal courts are courts of record—appeals from the courts are taken on the record to the county-level courts. As of April 2020, 188 courts indicated that they were a court of record; a list is posted at <http://www.txcourts.gov/about-texas-courts.aspx>.

3. An offense that arises under a municipal ordinance is punishable by a fine not to exceed: (1) \$2,000 for ordinances that govern fire safety, zoning, and public health, (2) \$4,000 for dumping of refuse or (3) \$500 for all others.

Judicial Administration

The Texas Supreme Court has constitutional responsibility for the efficient administration of the judicial system and possesses the authority to make rules of administration applicable to the courts.¹ Under the direction of the Chief Justice, the Office of Court Administration aids the Supreme Court in carrying out its administrative duties by providing administrative support and technical assistance to all courts in the state.

The Supreme Court and the Texas Legislature also receive recommendations on long-range planning and improvements in the administration of justice from the Texas Judicial Council, a 22-member policy-making body composed of two appointees from each level of court, as well as appointees from the Governor and legislative branches of government. The Chief Justice of the Supreme Court, Presiding Judge of the Court of Criminal Appeals, chief justices of each of the courts of appeals, and judges of each of the trial courts are generally responsible for the administration of their respective courts.

For the district and statutory county courts there is also a local administrative district judge in each county, as well as a local administrative statutory county court judge in each county that has a statutory county court. In counties with two or more district courts, a local administrative district judge is elected by the district judges in the county for a term not to exceed two years.² Similarly, in counties with two or more statutory county courts, a local administrative statutory county court judge is elected by the statutory county court judges for a term not to exceed two years. The local administrative judge is charged with implementing the local rules of admin-



istration, supervising the expeditious movement of court caseloads, and other administrative duties.³

To aid in the administration of justice in the trial courts, the state is divided into eleven administrative judicial regions. With the advice and consent of the Senate, the Governor appoints one of the active or retired district judges, or a retired appellate court judge who has district court experience residing in each region, as the presiding judge. The statutory probate court judges also select a presiding judge, who must be an active statutory probate court judge.

The Chief Justice of the Supreme Court may convene periodic conferences of the chief justices of the courts of appeals, as well as periodic conferences of the eleven presiding judges to ensure the efficient administration of justice in the courts of the state.

By statute, the Supreme Court has administrative control over judicial branch agencies and issues Administrative Orders to include orders for appointments to judicial boards, commissions, and task forces.

¹ Article V, Section 31 of the Texas Constitution.


² In accordance with Section 74.091 or Section 74.0911, Tex. Govt. Code.

³ The administrative responsibilities of the local administrative judge are detailed in Section 74.092, Tex. Govt. Code.

Funding of the Judicial Branch

The State provides funding for salaries and operating costs of the Supreme Court, Court of Criminal Appeals, and intermediate appellate courts. The State funds a base salary for district judges and salary reimbursements for certain constitutional and statutory county court judges, as well as salaries, salary supplements, expenses of retirement, and other payroll-related benefits for certain prosecutors. The State also pays for or supplements some other expenses of the judicial branch, including juror pay, basic civil legal services, criminal indigent defense, judicial technology, and special prosecution units.

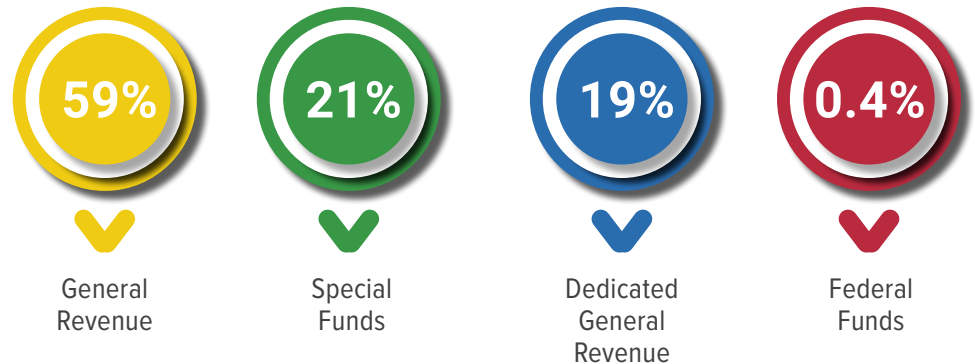
STATE APPROPRIATIONS FY 2021



The Judiciary accounts for **.36%** of total State appropriations.

Most counties supplement the base salary of judges of the intermediate appellate courts and district courts. Counties pay the operating costs of district courts, as well as the salary of judges, salaries of other staff, and operating costs for constitutional county courts, county courts at law, and justice courts. Cities finance all costs related to the operation of municipal courts, including judges' salaries.

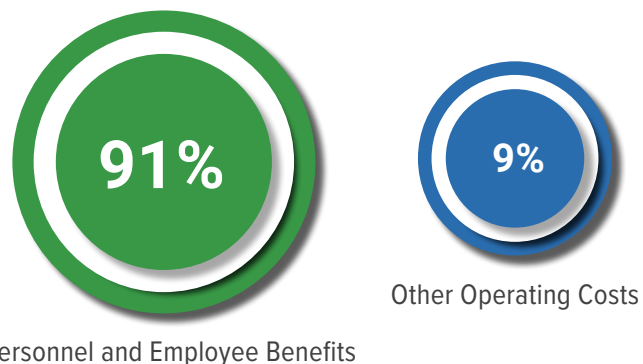
STATE JUDICIAL BRANCH FUNDING SOURCES



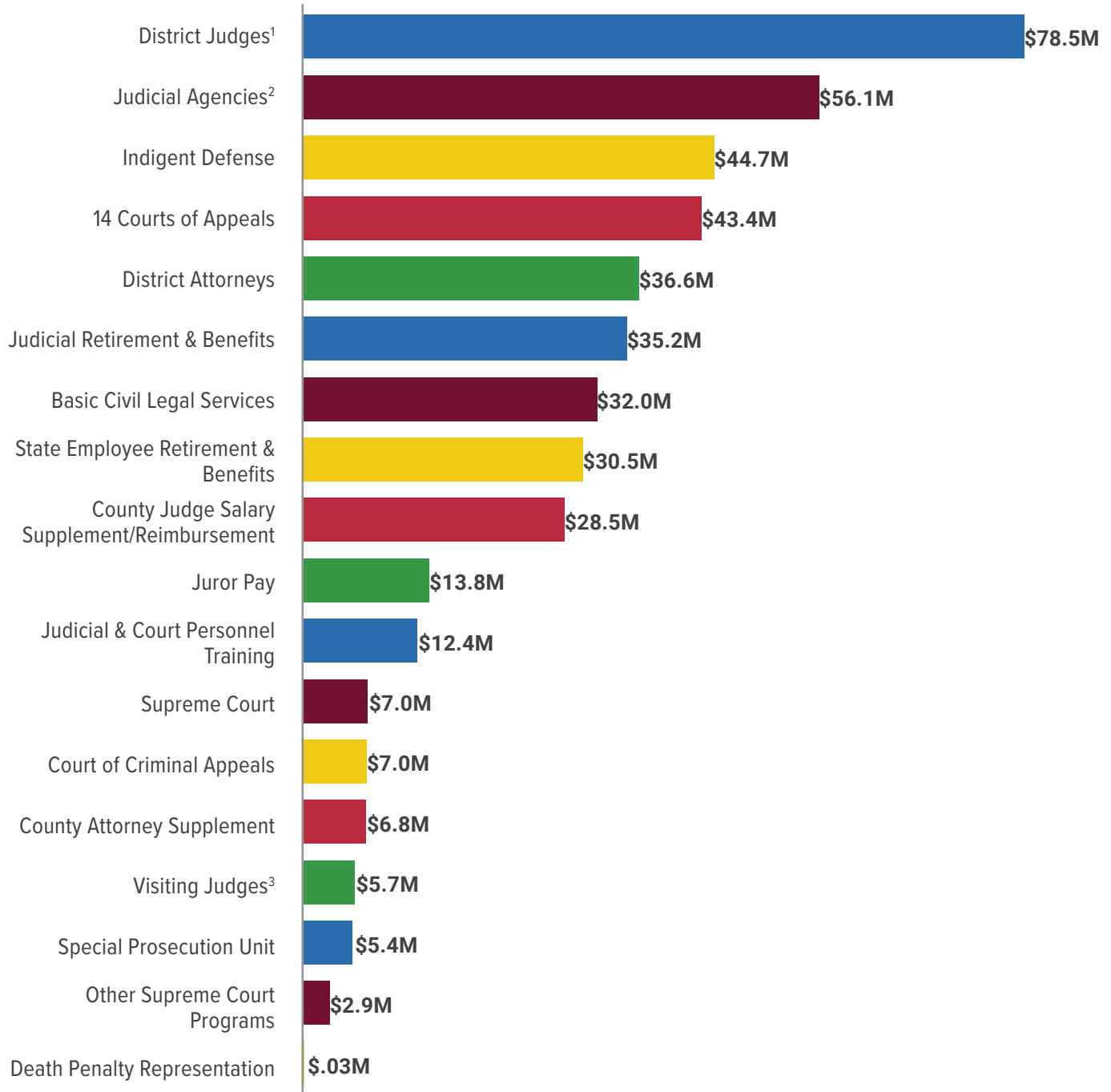
In FY 2021, state appropriations for the Texas judicial system accounted for approximately **0.36** percent of all state appropriations. **Fifty-nine** percent of the financing for the judicial system came from General Revenue sources.

Nineteen percent came from dedicated General Revenue funds, such as the Fair Defense Account, the Statewide Electronic Filing System Account, and the Judicial and Court Personnel Training Fund, and the remaining amounts came from other special funds, including the Judicial Fund and federal funds.

APPROPRIATIONS FOR OPERATING COSTS FOR THE STATE JUDICIAL BRANCH



STATE JUDICIAL BRANCH APPROPRIATIONS, FY 2021



1 "District Judges" includes salaries, travel, and local administrative judge salary supplement.

2 "Judicial Agencies" include the Office of Court Administration, Texas Judicial Council, Office of the State Prosecuting Attorney, Office of Capital and Forensic Writs, State Law Library, and State Commission of Judicial Conduct. Appropriations for Judicial Agencies include approximately \$10.5 million in interagency contracts.

3 "Visiting Judges" includes salaries and per diem expenses.

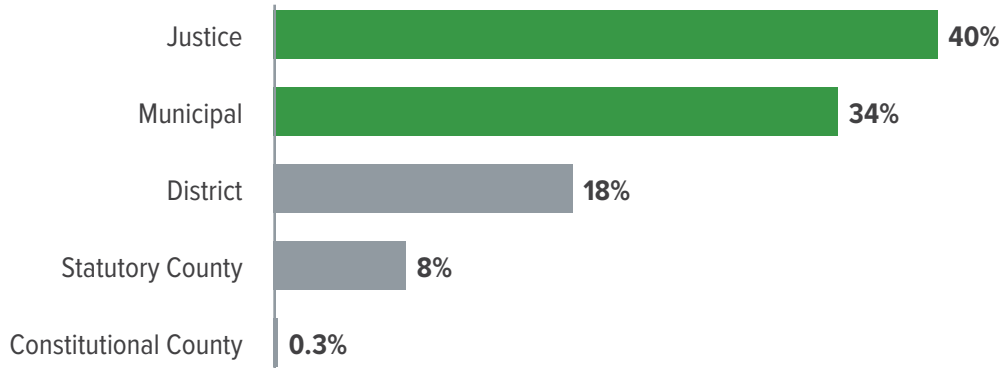
Statewide Trends

Civil Cases	2
Family Cases	8
Criminal Cases.....	13
Fine Only Misdemeanors.....	20
Juvenile Cases.....	22
Probate and Guardianship Cases.....	29
Applications for Mental Health Services	33
Administrative Judicial Regions	34

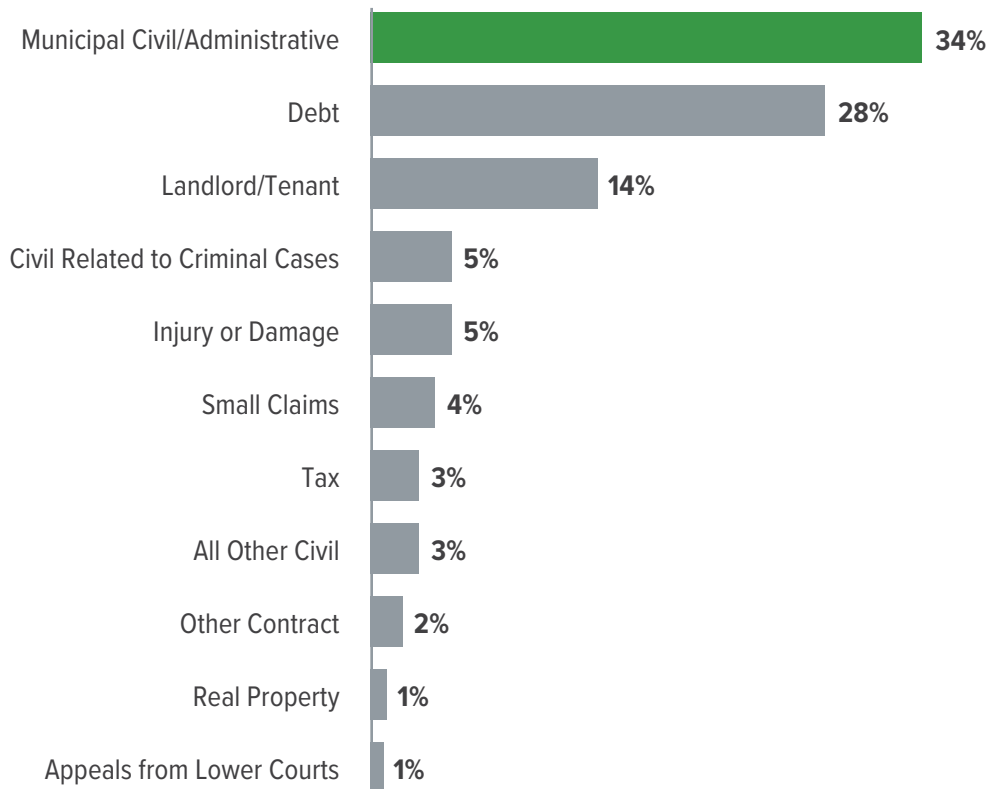
Statewide Trends

Civil Cases

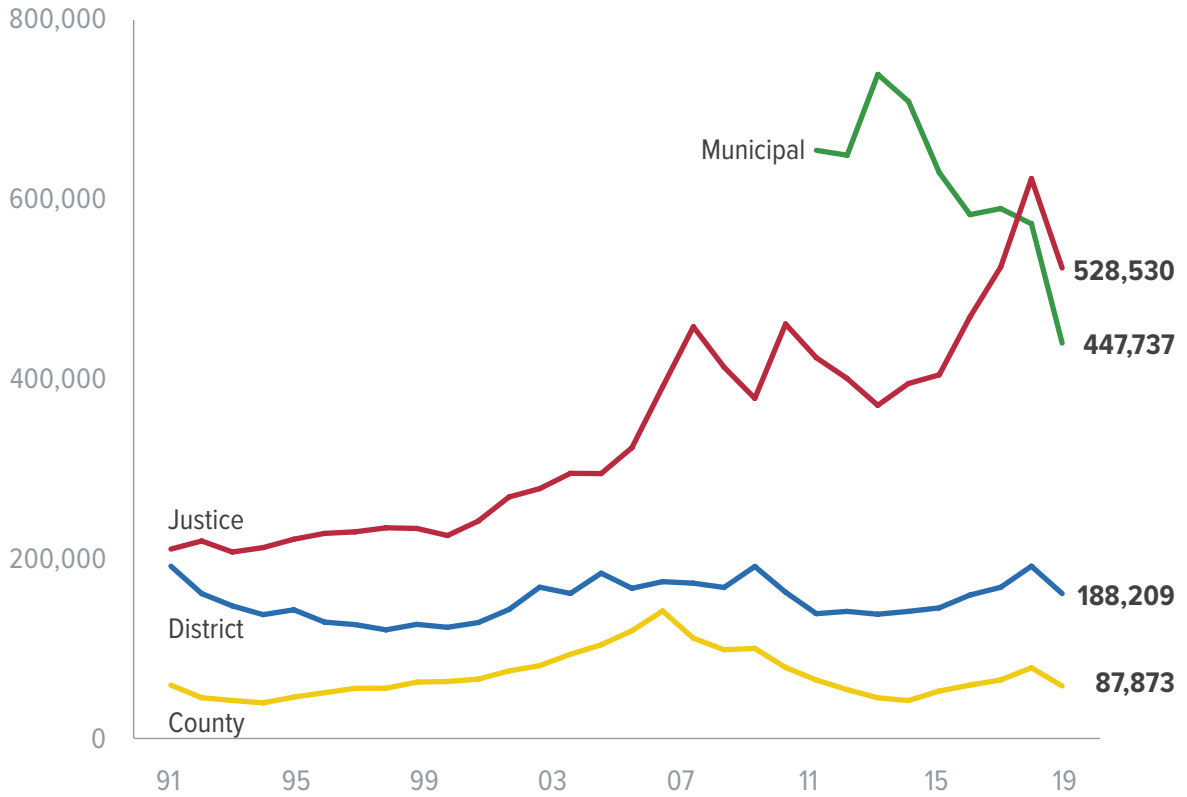
In 2020, three-quarters of the more than 1,321,000 new civil cases were filed in the municipal courts and justice courts. The number of civil case filings in justice courts surpassed filings in municipal courts in 2019.



Civil/administrative cases in the municipal courts accounted for 34 percent of new civil cases filed statewide in 2020, a drop of 8 percentage points from the previous year. Debt cases increased 3 percentage points to 28 percent of the caseload in 2020.



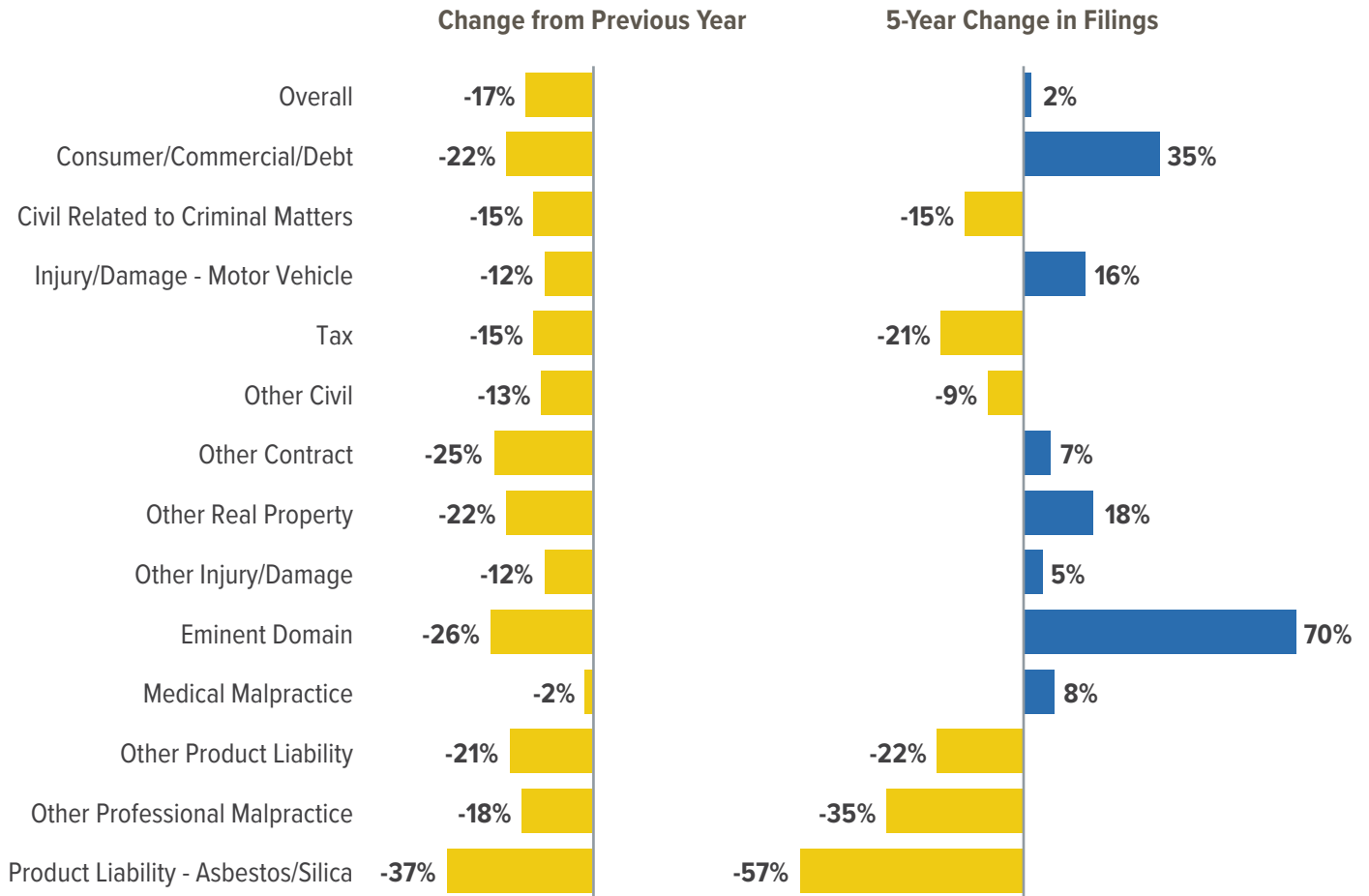
Filings fell at all court levels in 2020 due to the pandemic. The number of new civil cases (excluding civil cases related to criminal matters) declined 13 percent in the district courts and by 18 percent in the county courts. Justice court civil cases fell 16 percent, and municipal court civil/administrative cases decreased 22 percent.



CHANGE IN CASES FILED

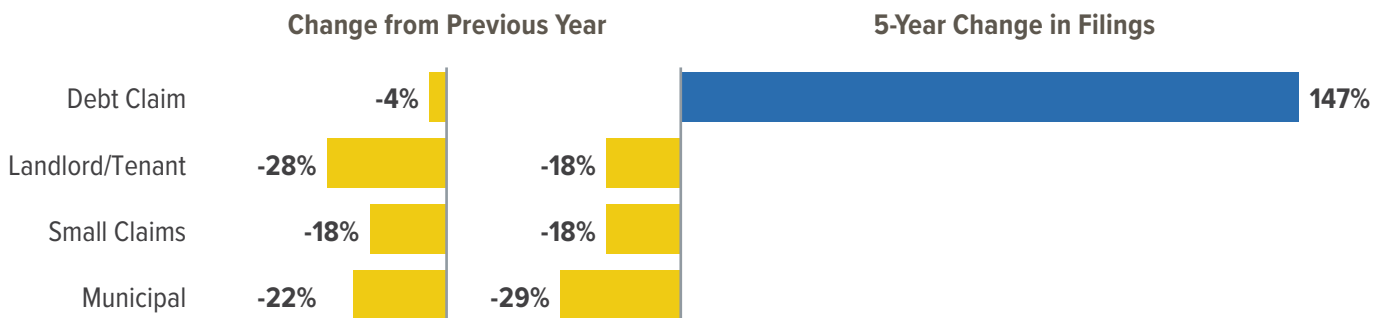
District and County Courts

In 2020, the number of new cases filed in district and county-level courts decreased in every category. In terms of the volume of cases, the largest declines in district and county courts occurred in **debt** cases, which accounted for almost 30 percent of the caseload, and **civil cases related to criminal matters**, which accounted for 20 percent of caseload. Despite the large declines in 2020, filings were higher in half of case categories compared to 5 years ago.



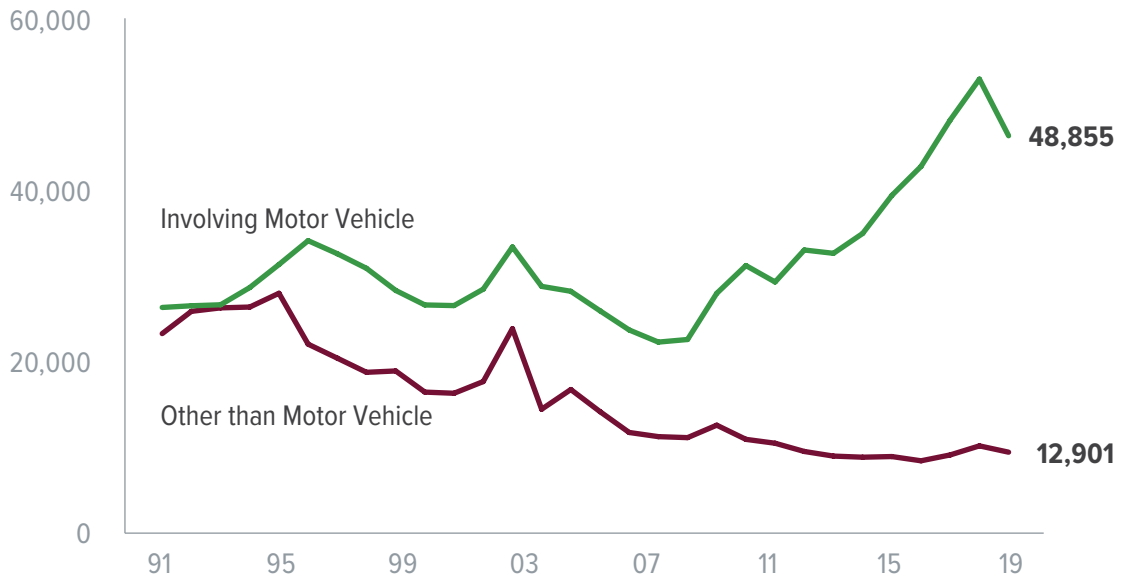
Justice and Municipal Courts

In the justice courts, **debt** case filings declined only 4 percent from the previous year and were still almost 150 percent higher than the number filed 5 years ago.

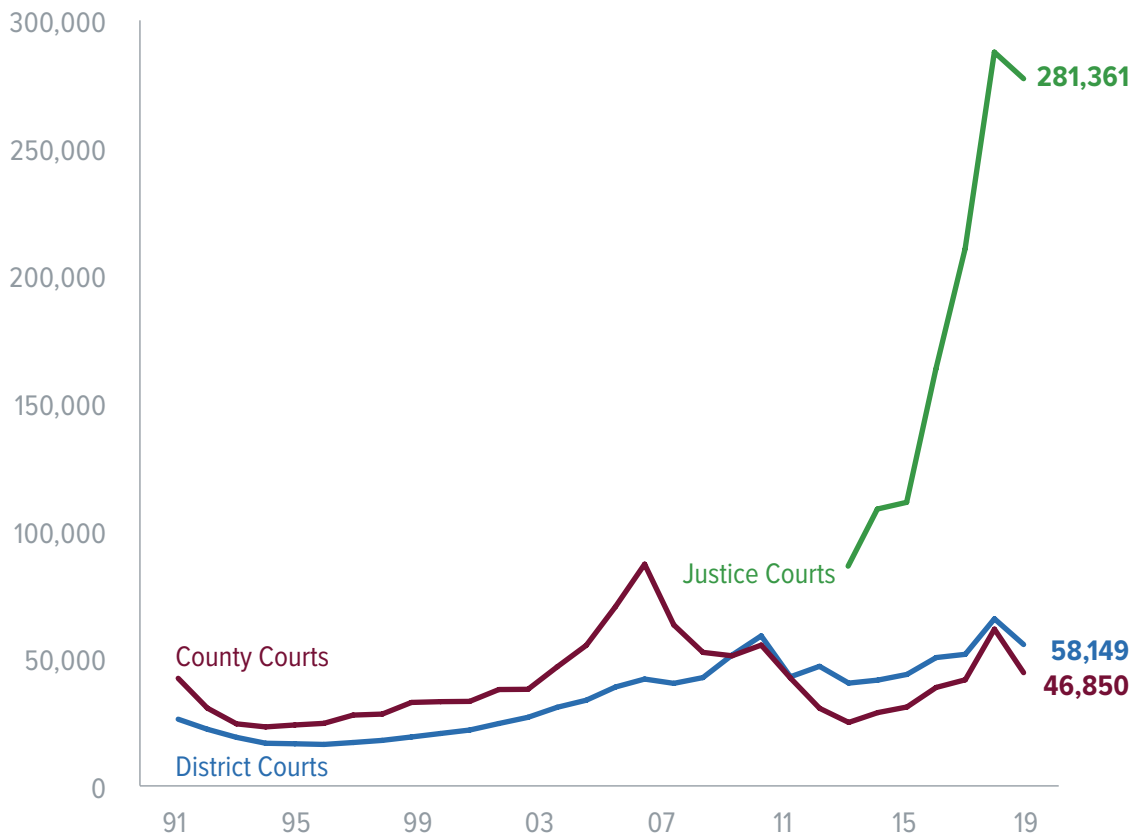


Significant Trends

After reaching an all-time high in 2019, injury or damage cases involving a **motor vehicle** declined 12 percent in 2020. After reaching the lowest level of filings in 2017 since 1980, the number of injury or damage cases **not involving a motor vehicle** (malpractice, product liability, and other injury or damage) increased in 2018 and 2019 but declined 5 percent in 2020.



Despite a 27 percent decline in county court filings and a drop of 15 percent in district court filings, the level of new **debt** cases filed in 2020 still exceeded the number filed in 2018. Debt cases in the justice courts declined by only 4 percent in 2020.



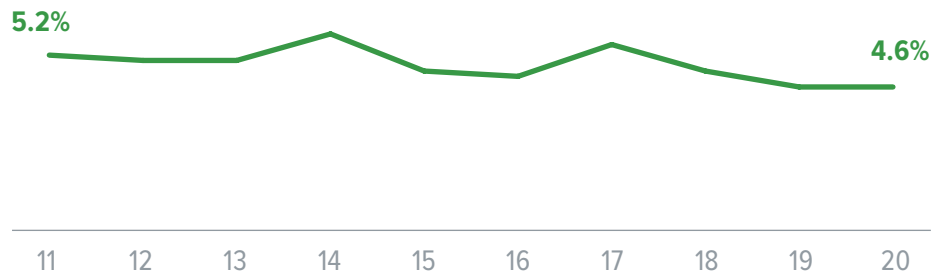
After reaching an all-time high in 2019, new **landlord/tenant** cases filed in justice courts fell 28 percent in 2020. Due to the pandemic and resulting economic consequences, federal, state, and local restrictions were placed on filing eviction cases starting half-way through the fiscal year.



While a small part of the overall civil caseload, new **eminent domain** cases spiked in 2018 and 2019. Although they declined by 26 percent in 2020, the number of filings still exceeded the number filed in 2018.



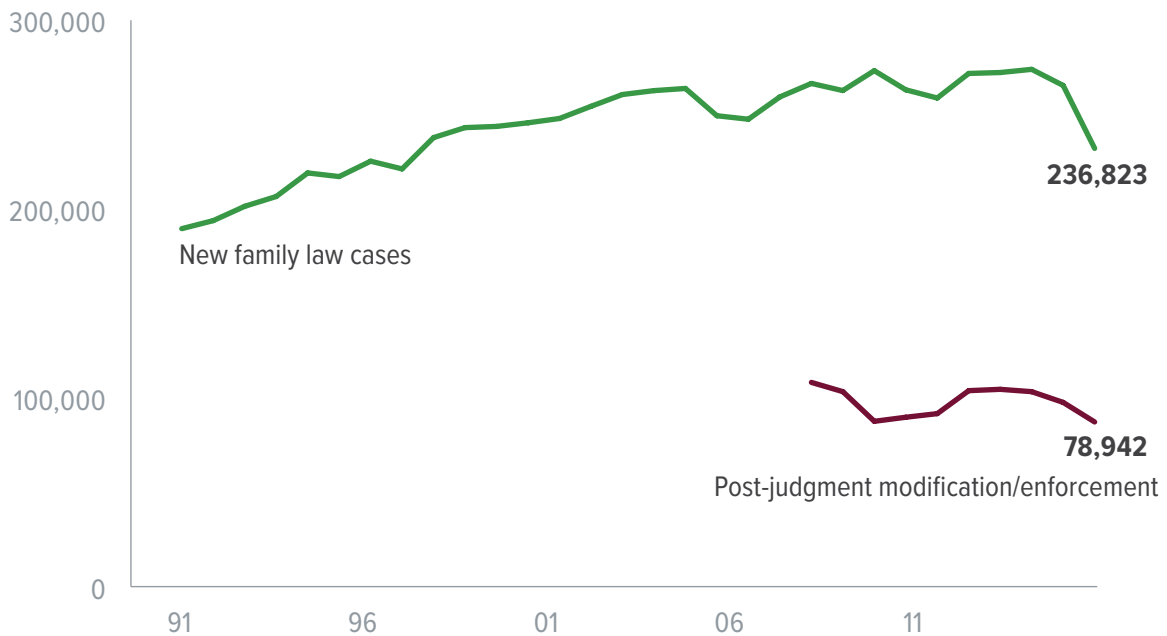
The plaintiff or petitioner was **self-represented at the time of filing** in less than 5 percent of civil cases filed in district courts and county courts in 2020. The rate of self-representation remained steady from the previous year.



Statewide Trends

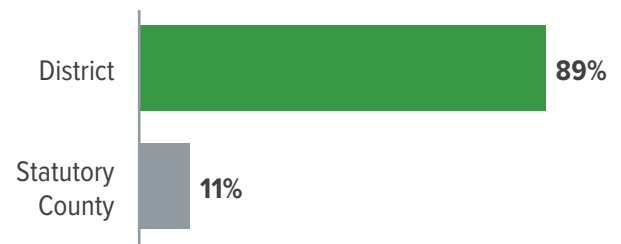
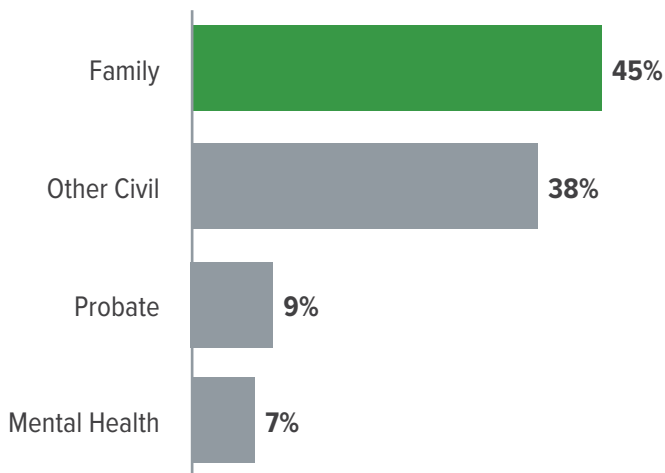
Family Cases

After reaching an all-time high in 2018, the number of new family cases filed declined by 13 percent to the lowest level since 1998. The number of post-judgment suits for modification or enforcement also declined by 13 percent from the previous year.

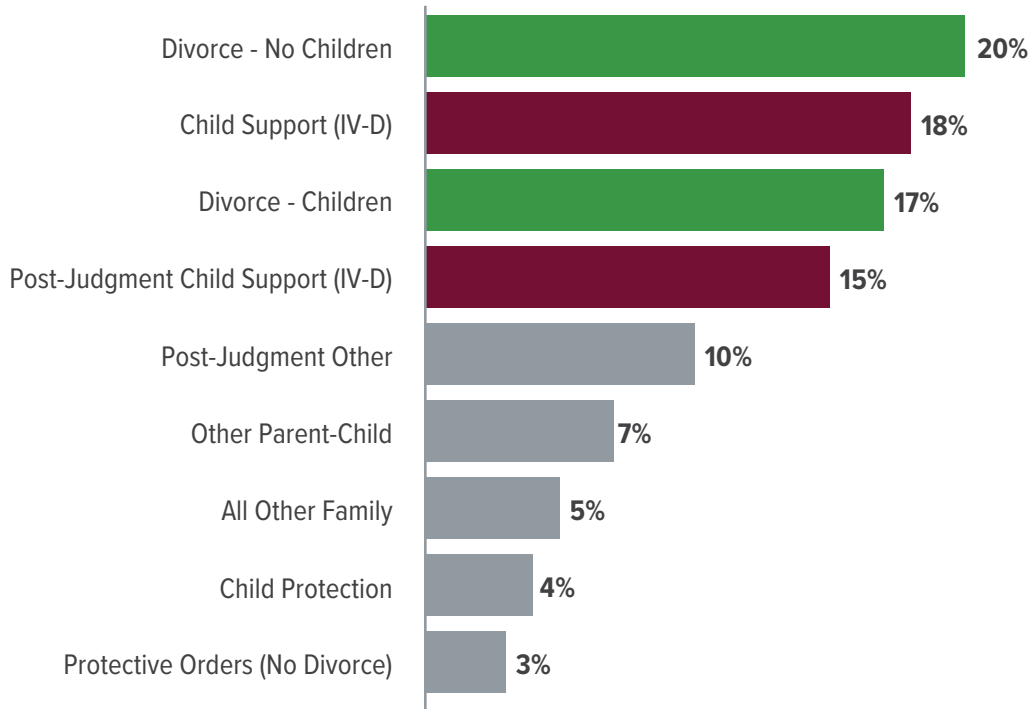


In 2020, family cases comprised 45 percent of the total civil caseload (excluding civil cases related to criminal matters), a percentage identical to the previous year's despite disruption in filings due to the pandemic.

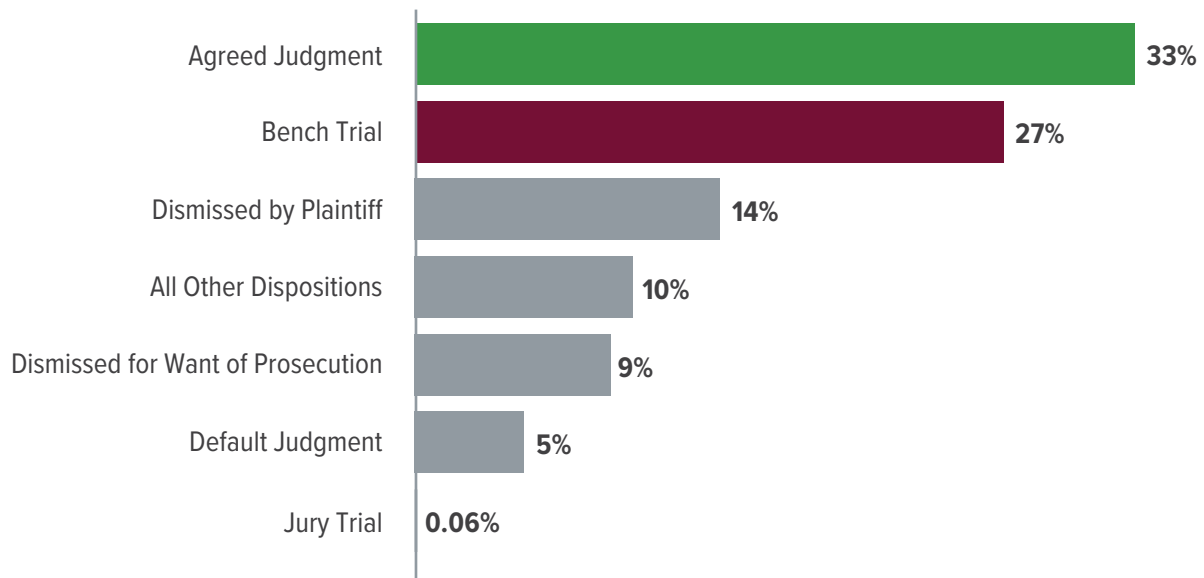
Most family cases were handled in the district courts.



Divorce cases accounted for 37 percent of the close to 316,000 new or new post-judgment family cases filed, and another third involved Title IV-D (child support) suits.

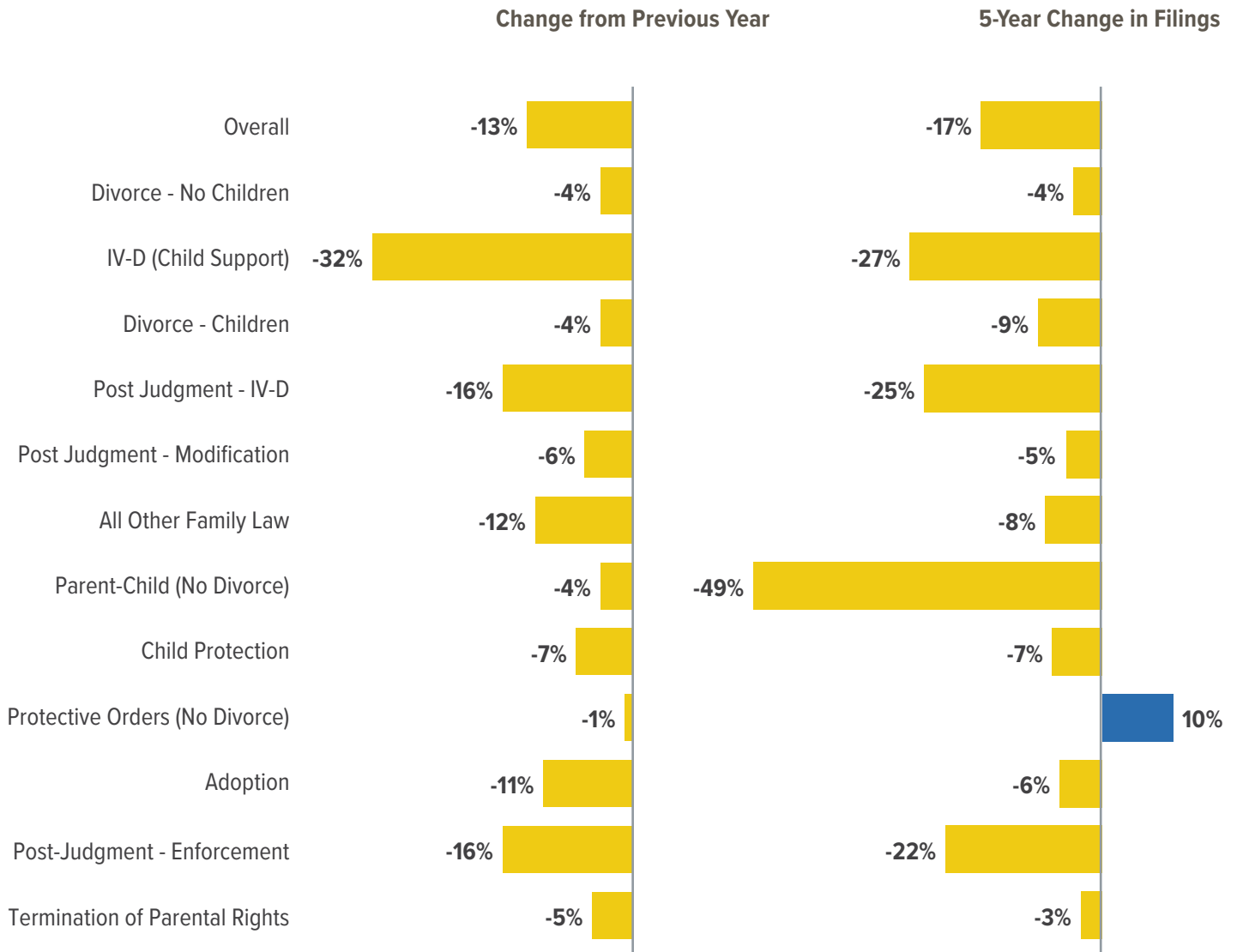


One-third of family cases were disposed of by agreed judgment in 2020. While 27 percent of cases were disposed by bench trial, less than 0.1 percent of cases were decided by jury trial.



CHANGE IN NEW CASES FILED

Filings decreased in all case categories in 2020, but the most significant declines occurred in child support (IV-D) cases. Filings of applications for a protective order in cases not involving a divorce were the only category with a number of filings greater than the number filed 5 years ago.

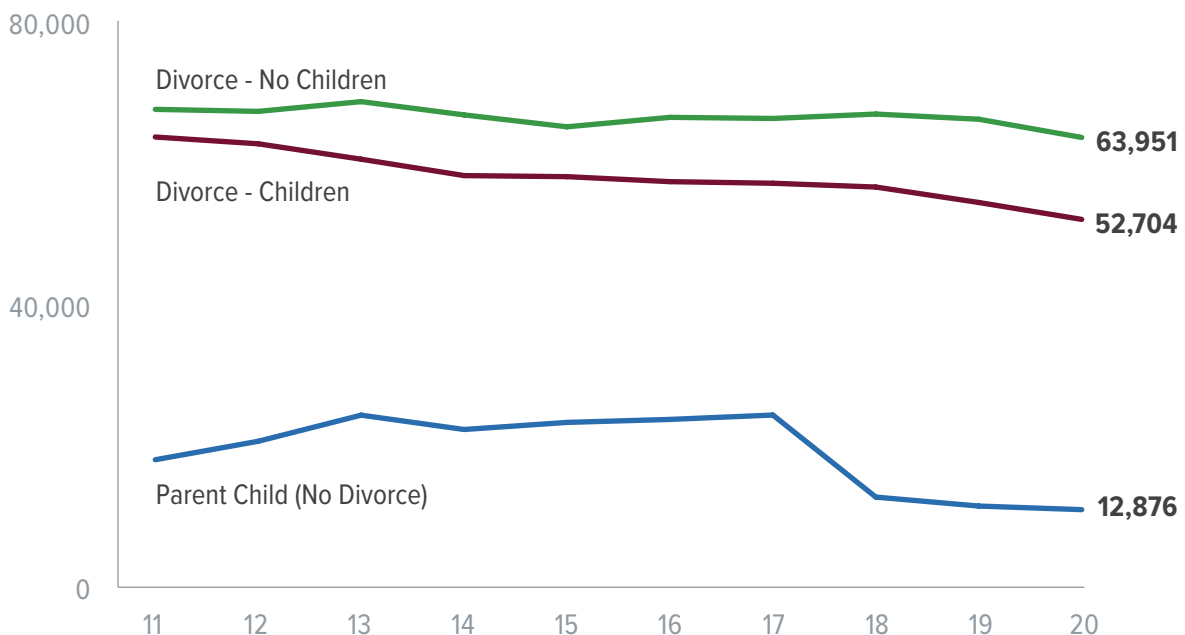


SIGNIFICANT TRENDS

New IV-D cases decreased 32 percent, and post-judgment IV-D cases declined 16 percent, in 2020.



New divorce cases not involving children decreased by only a slightly higher rate than the year before, and divorce cases involving children declined at the same rate as the previous year. Parent-child cases not involving divorce, however, declined by a much lower rate than in the previous few years.



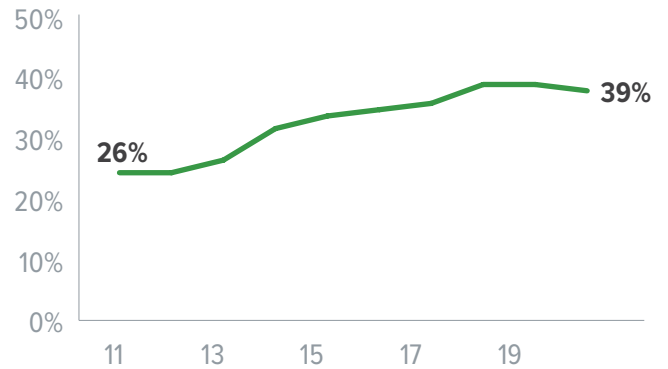
After 6 years of growth in new child protection cases, filings were down by 7 percent in 2019 and in 2020.



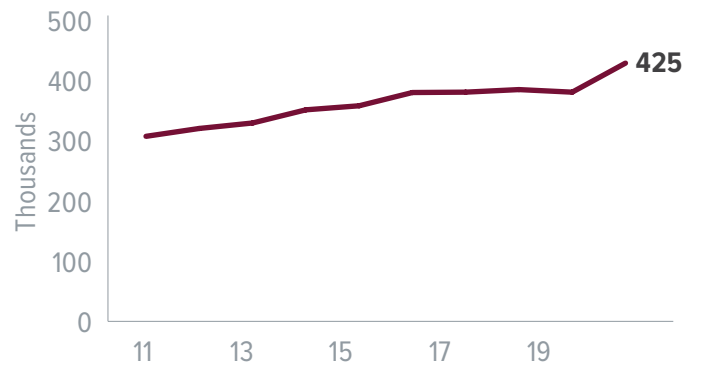
Applications for a protective order not associated with a divorce case increased 11 percent in 2019 but remained fairly level in 2020 despite the pandemic.



The percentage of plaintiffs/petitioners who were self-represented at the time of filing a case remained relatively unchanged from 2018 through 2020.



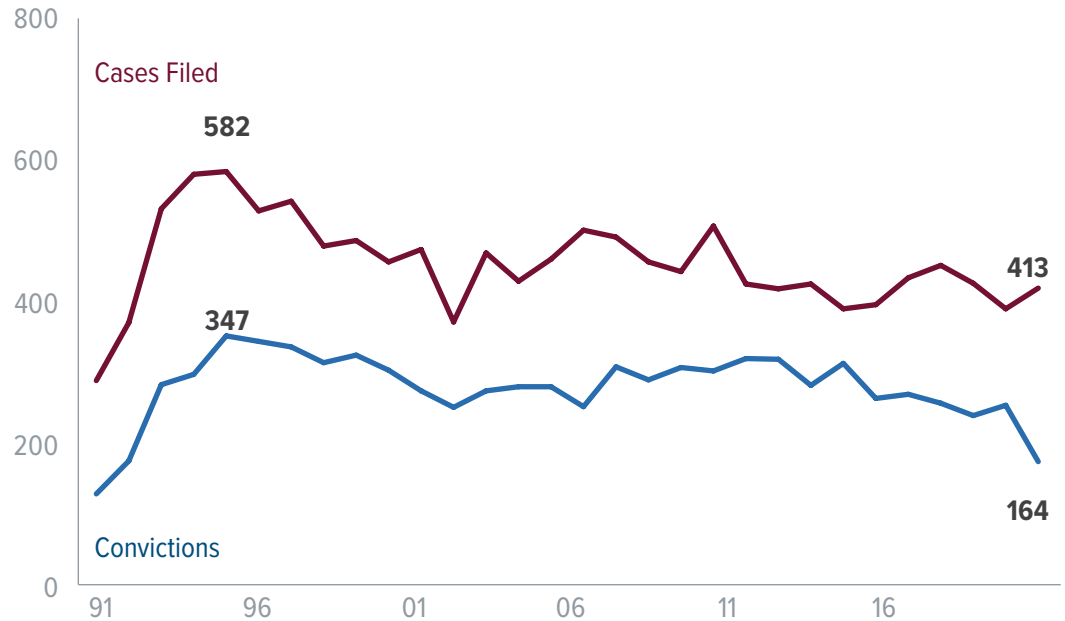
The family case clearance rate fell from 99 percent in 2019 to 87 percent in 2020, resulting in an 11 percent increase in active pending cases.



Statewide Trends

Criminal Cases

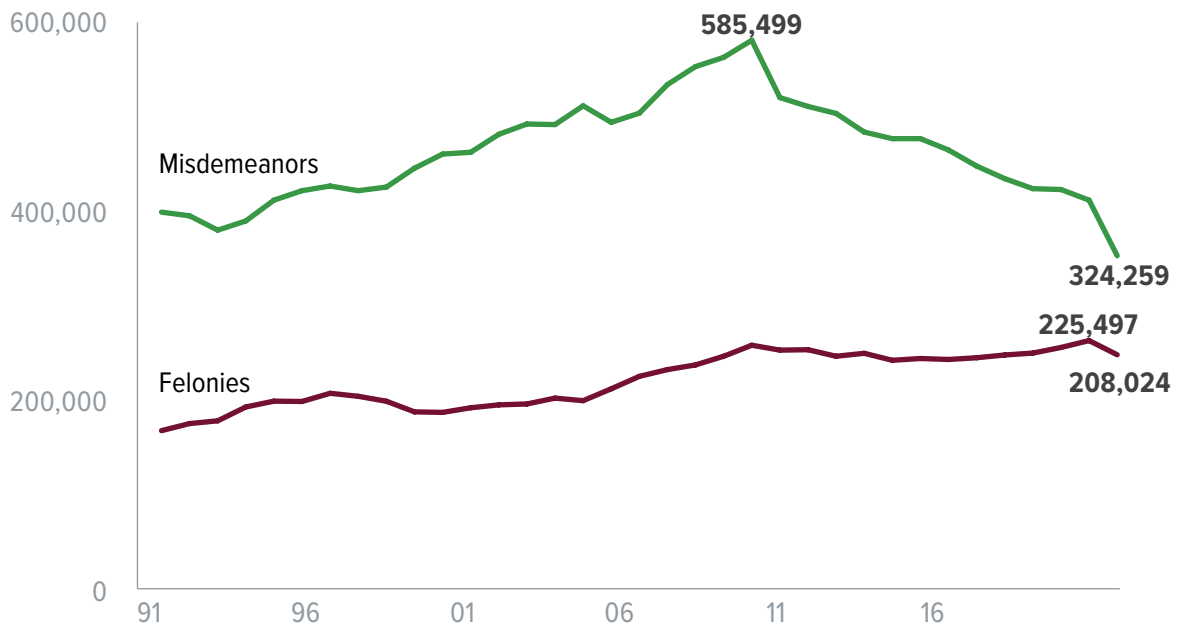
After 2 years of decline, the number of new **capital murder** cases filed in 2020 increased by 8 percent from the previous year. The number of convictions fell by a third from the previous year.



The number of death sentences increased by 2 from the previous year though the number of death sentences issued in recent years has remained historically low.

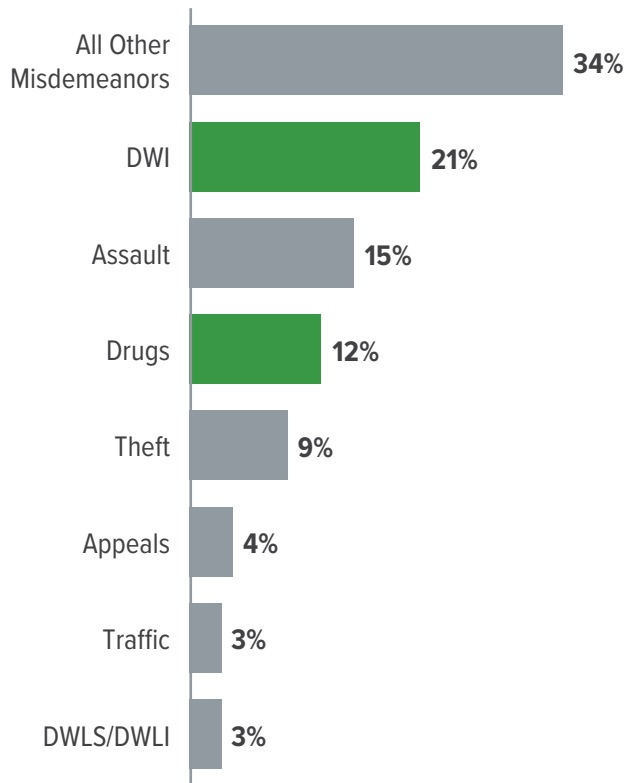


The number of new **misdemeanor** cases filed has been falling since 2007 and fell 17 percent in 2020 alone due to the coronavirus pandemic and a significant decline in drug cases. Down 45 percent from the 2007 peak, the 2020 filing rate was the lowest since at least 1985.

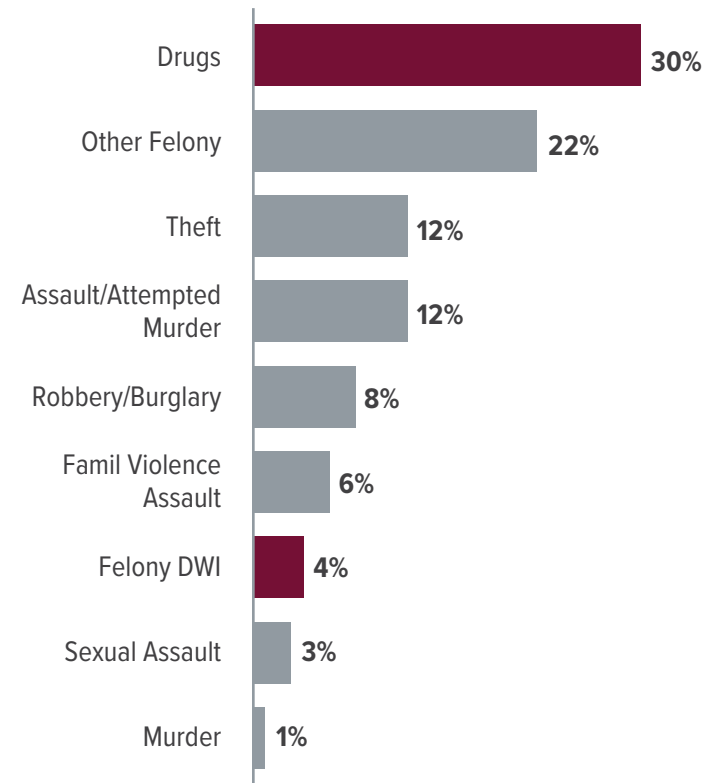


The number of new **felony** cases filed increased each year since 2014, reached an all-time high in 2019, but declined 8 percent in 2020 due to the pandemic.

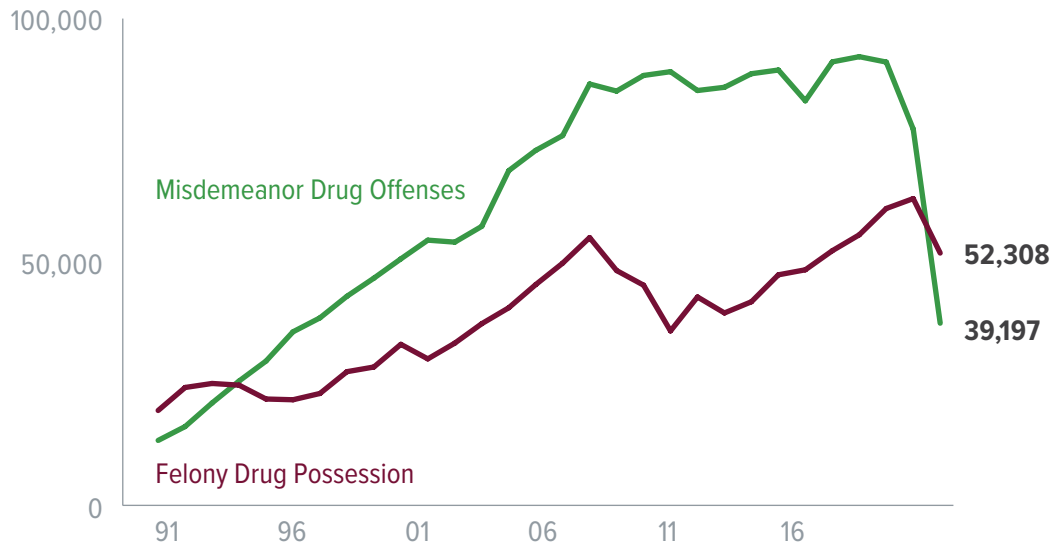
Drug and alcohol offenses accounted for one-third percent of the new misdemeanor cases filed in 2020.



Drug and alcohol offenses accounted for a similar percentage of new felony cases filed in 2020.



After hitting a peak in 2017, the number of new **misdemeanor drug** cases filed decreased slightly in 2018 then declined 14 percent in 2019, largely due to a decline in the prosecution of marijuana cases beginning late in the fiscal year. Filings declined by almost half (48 percent) in 2020 due to continued decline in the prosecution of marijuana cases as well as an overall steep decrease in filed misdemeanor cases due to the coronavirus pandemic.

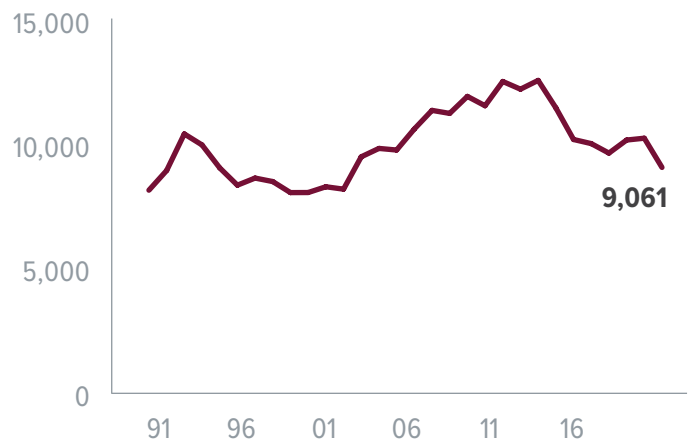


The number of new **felony drug possession** cases filed increased 3 percent from the previous year to a new peak in 2019 but fell 18 percent in 2020 due to the pandemic.

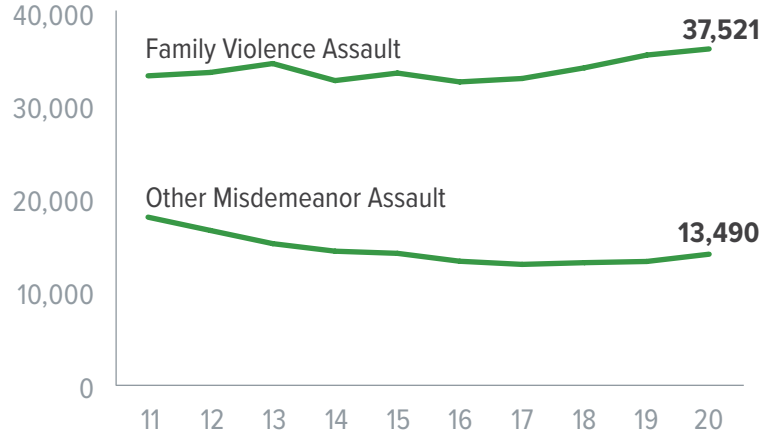
After 9 years of decline, the number of new **misdemeanor DWI** cases filed increased in 2018 and 2019 but declined by 11 percent in 2020.



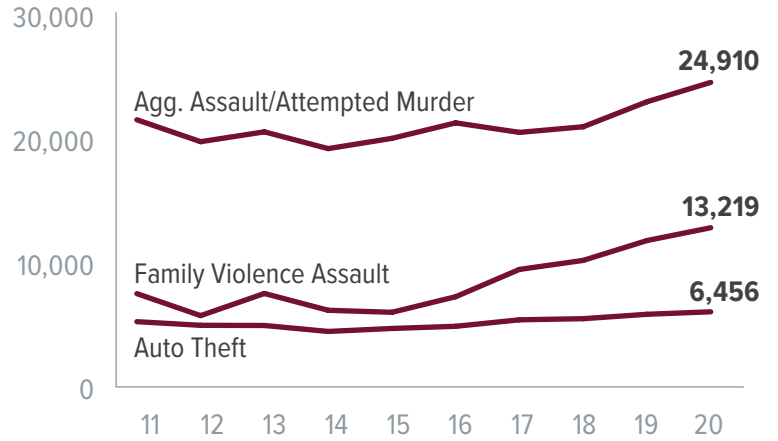
After 4 years of decline, the number of new **felony DWI** cases also increased in 2018 and 2019 but declined by 12 percent in 2020.



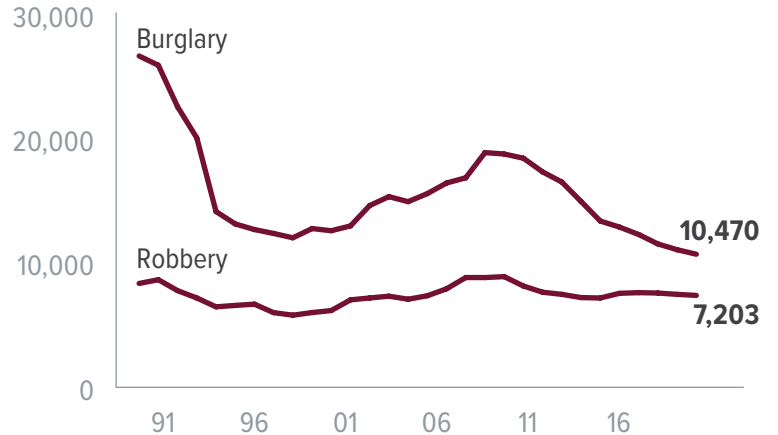
Family violence (up 2 percent) and **other misdemeanor assault** (up 7 percent) were the only misdemeanor case categories that increased in 2020.



Aside from capital murder, **aggravated assault/attempted murder** (up 7 percent), **family violence** (up 9 percent), and **auto theft** (up 3 percent) were the only felony categories that increased in 2020.

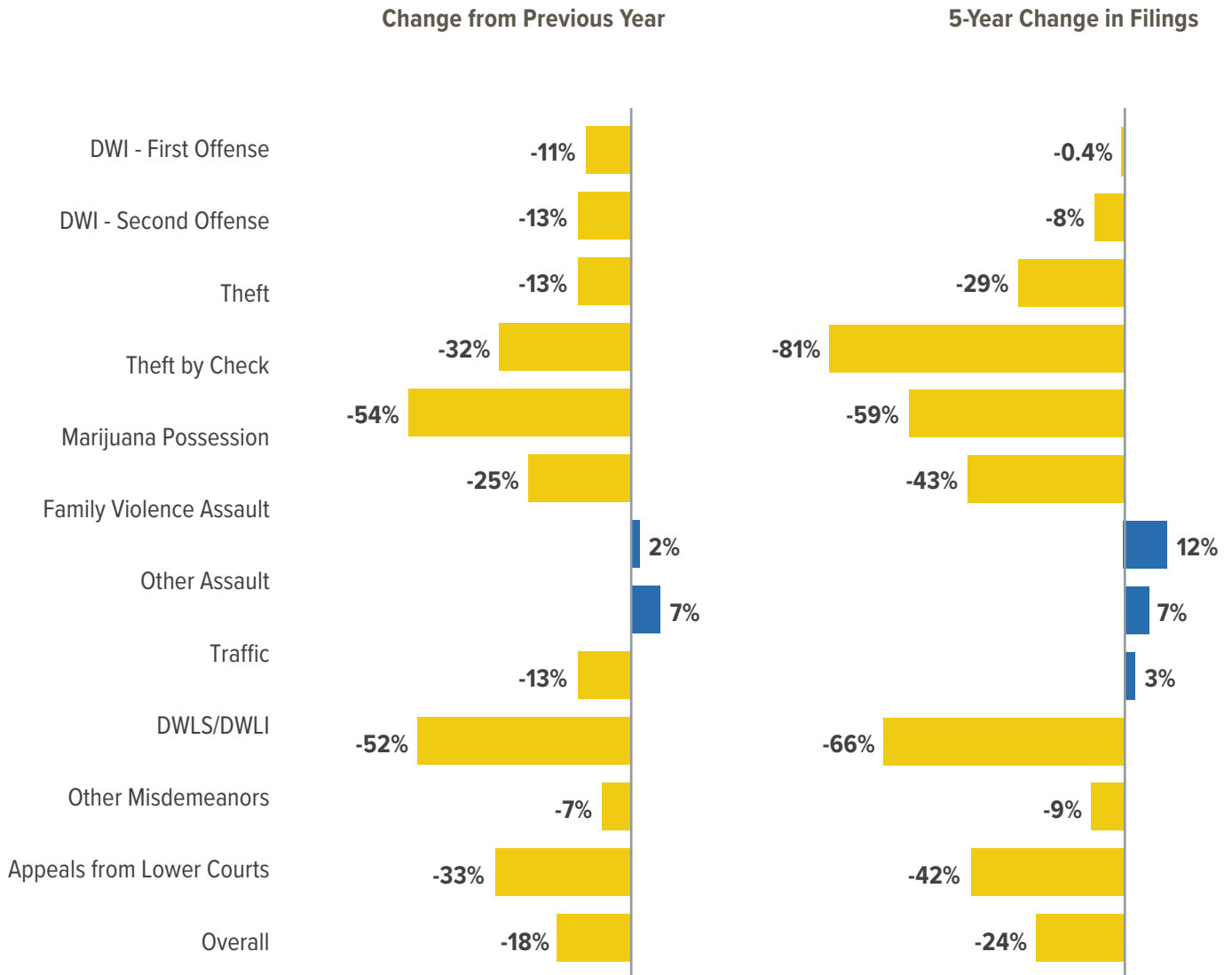


New **burglary** cases declined for an eleventh consecutive year to a new low, and new **robbery** cases declined slightly for a third year.



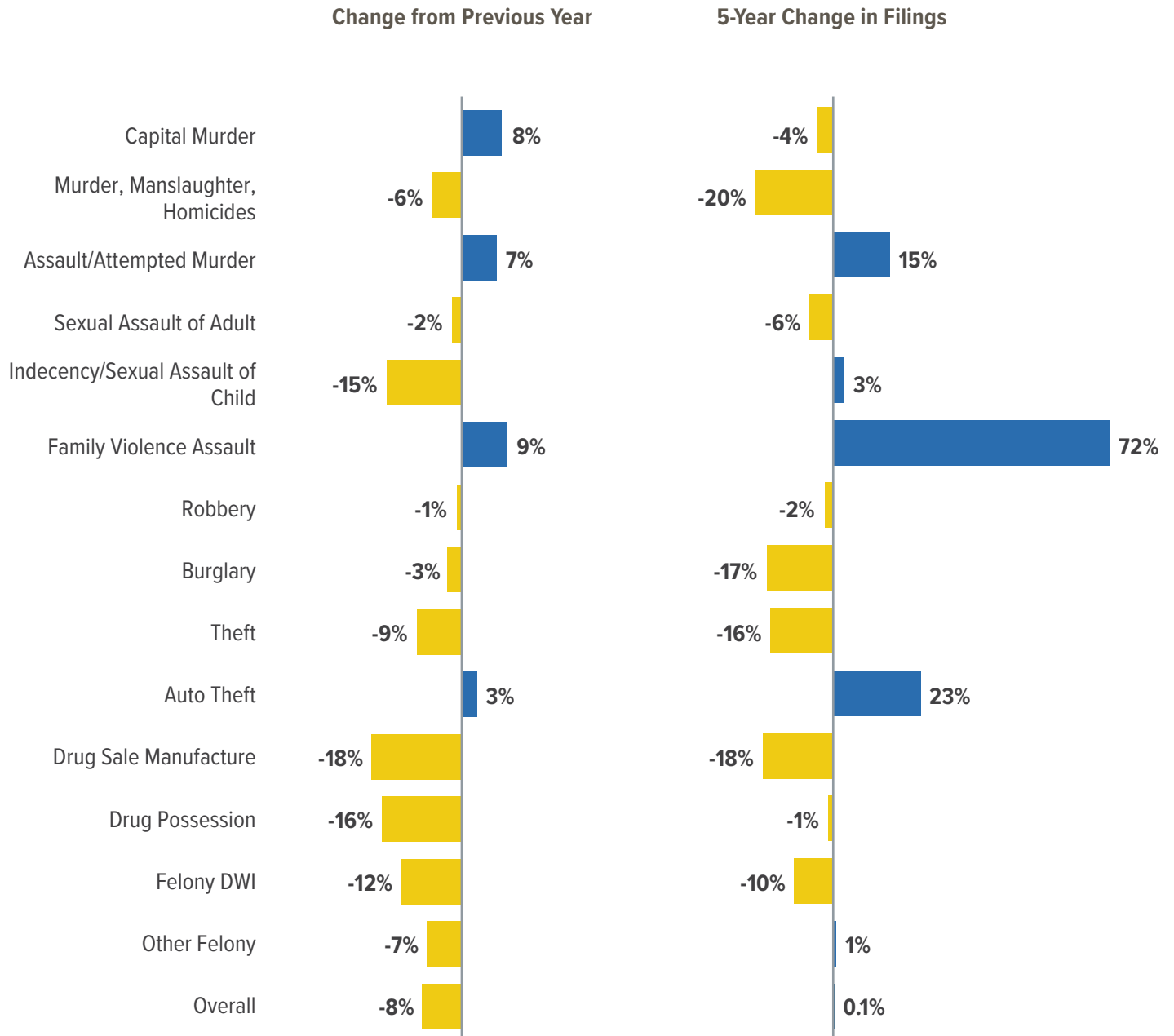
CHANGE IN NEW MISDEMEANOR CASES FILED

In 2020, the most significant declines in misdemeanor cases occurred in marijuana possession and driving with a suspended or invalid license cases. Filing rates decreased significantly in most categories over the last 5 years.



CHANGE IN NEW FELONY CASES FILED

In 2020, the steepest declines in felony cases occurred in drug cases and cases involving indecency or sexual assault of a child. Family violence cases increased at the most significant rate over the past 5 years.

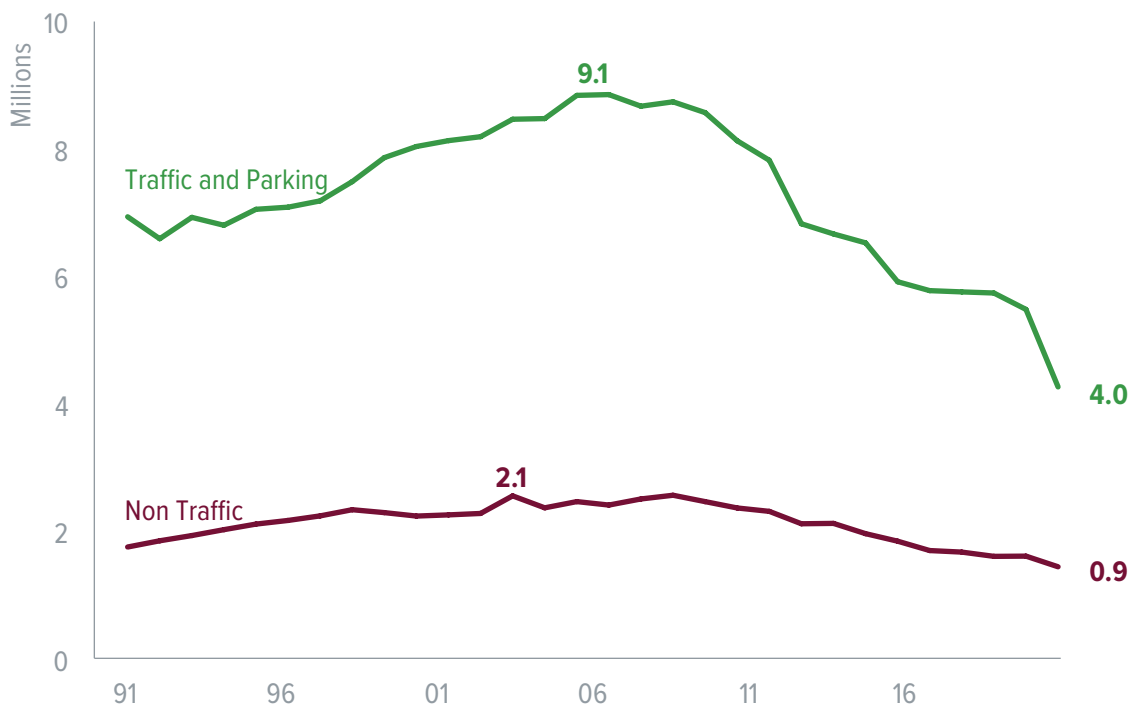


Statewide Trends

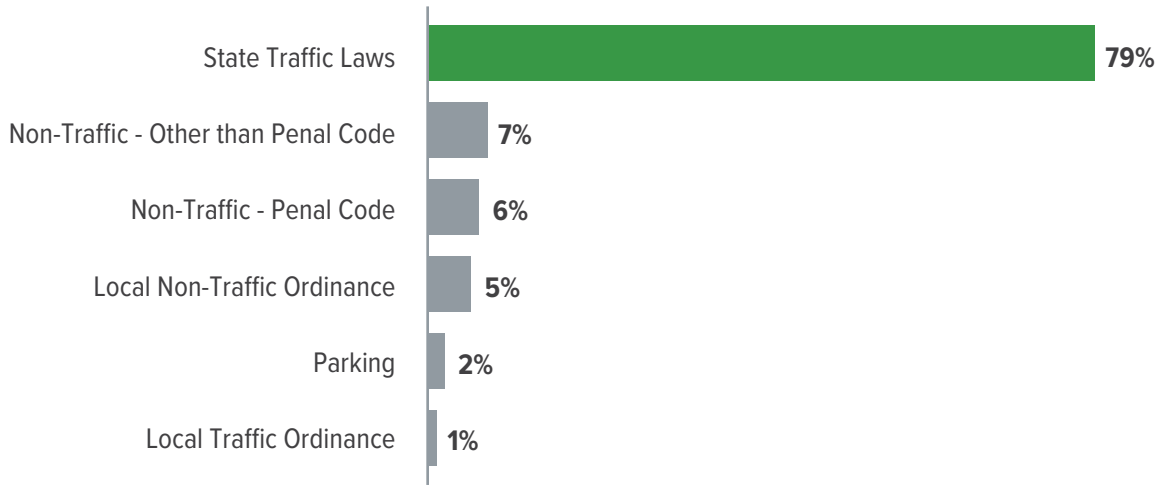
Fine Only Misdemeanors

Traffic and parking cases declined by 25 percent from the previous year, continuing a 12-year decline in new cases filed but fueled in 2020 by the pandemic. The 4 million cases filed in 2020 was 56 percent lower than the peak number of filings in 2006 and was the lowest number since 1980.

Non-traffic misdemeanor cases fell by 17 percent from the previous year. The 0.9 million cases filed in 2020 was 58 percent lower than the peak number of filings in 2008 and was the second lowest number since 1979.

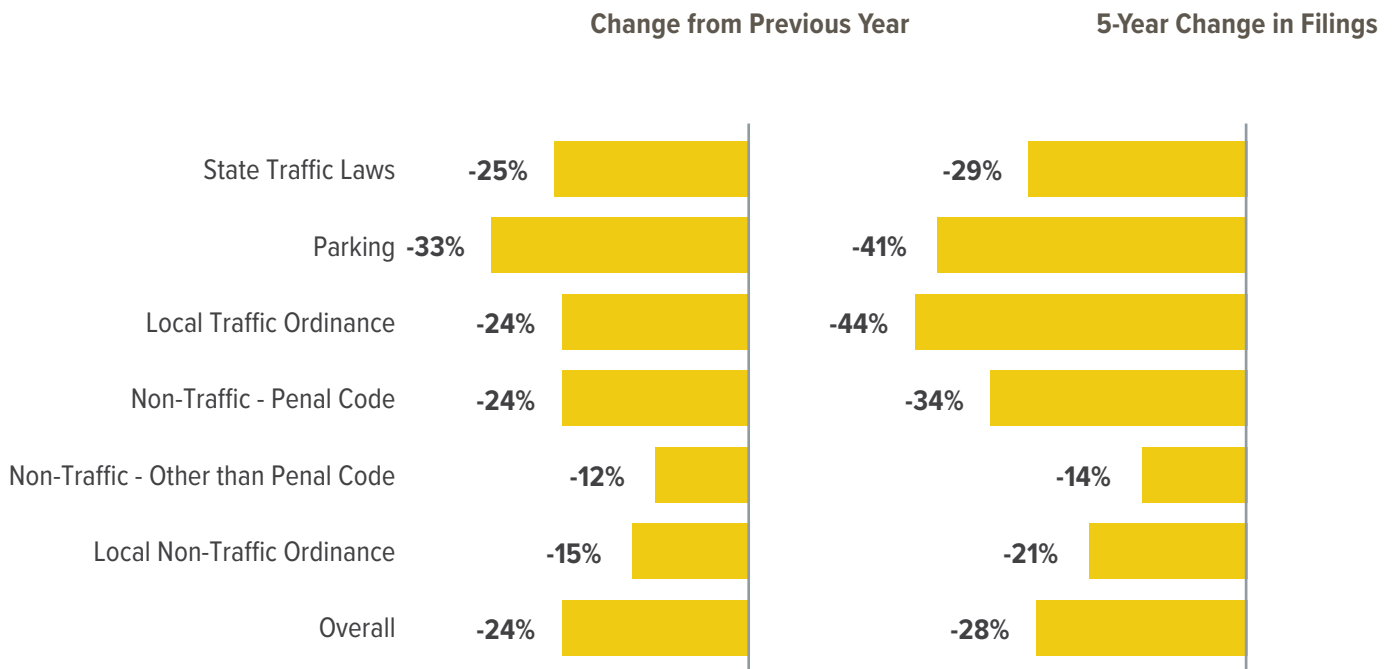


The vast majority of the 4.9 million new criminal cases filed in 2020 involved violations of state traffic laws.



CHANGE IN FINE ONLY MISDEMEANOR CASES FILED

In 2020, there were especially significant declines in all case categories.



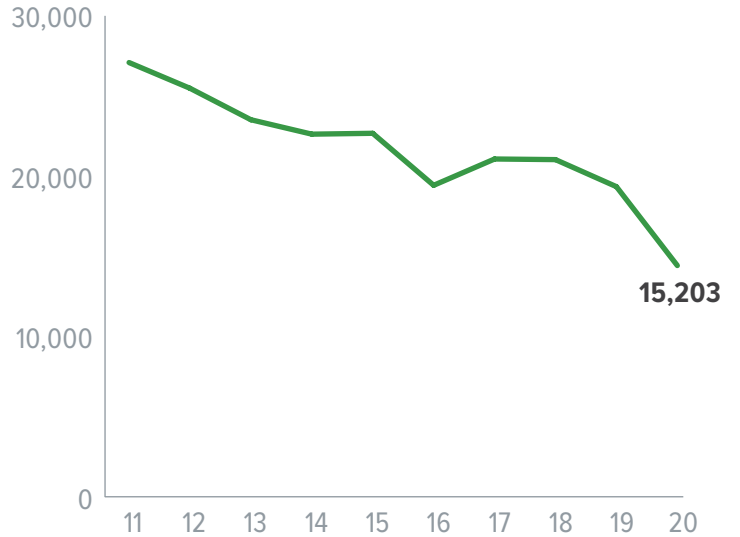
Statewide Trends

Juvenile Cases

Since the peak in 2007, the number of total juvenile cases filed has fallen 60 percent to the lowest level since 1993.

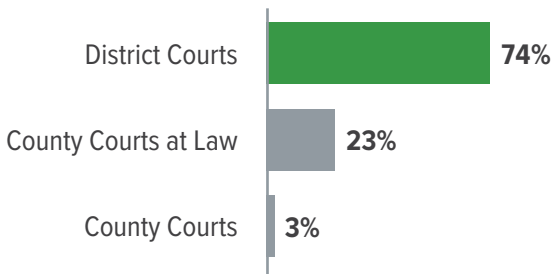


Although **new** juvenile cases have declined every year except one since 2007, cases fell 25 percent in 2020 largely due to the pandemic.

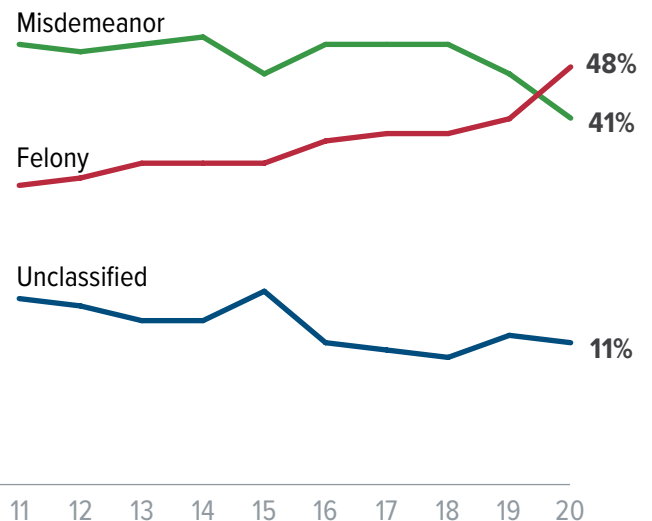


Felony and Class A & B Misdemeanors

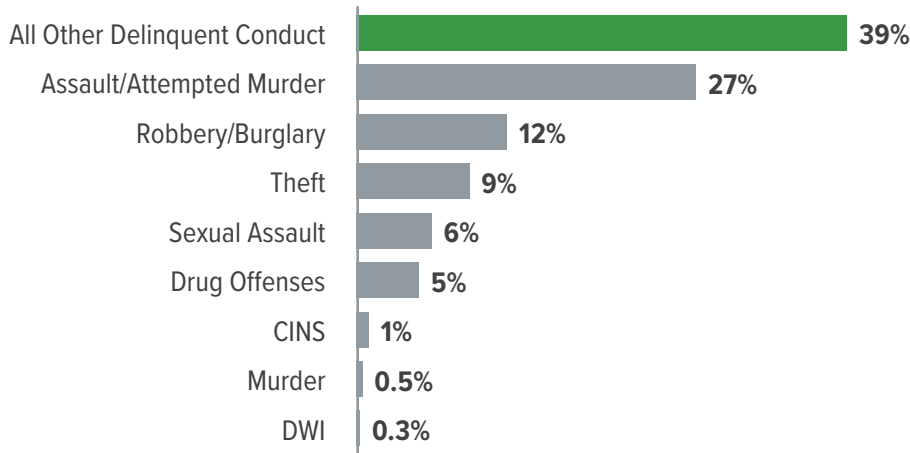
A large majority of the cases were filed in district courts.



For the first time, new delinquent conduct cases involving a felony offense exceeded those involving a misdemeanor.

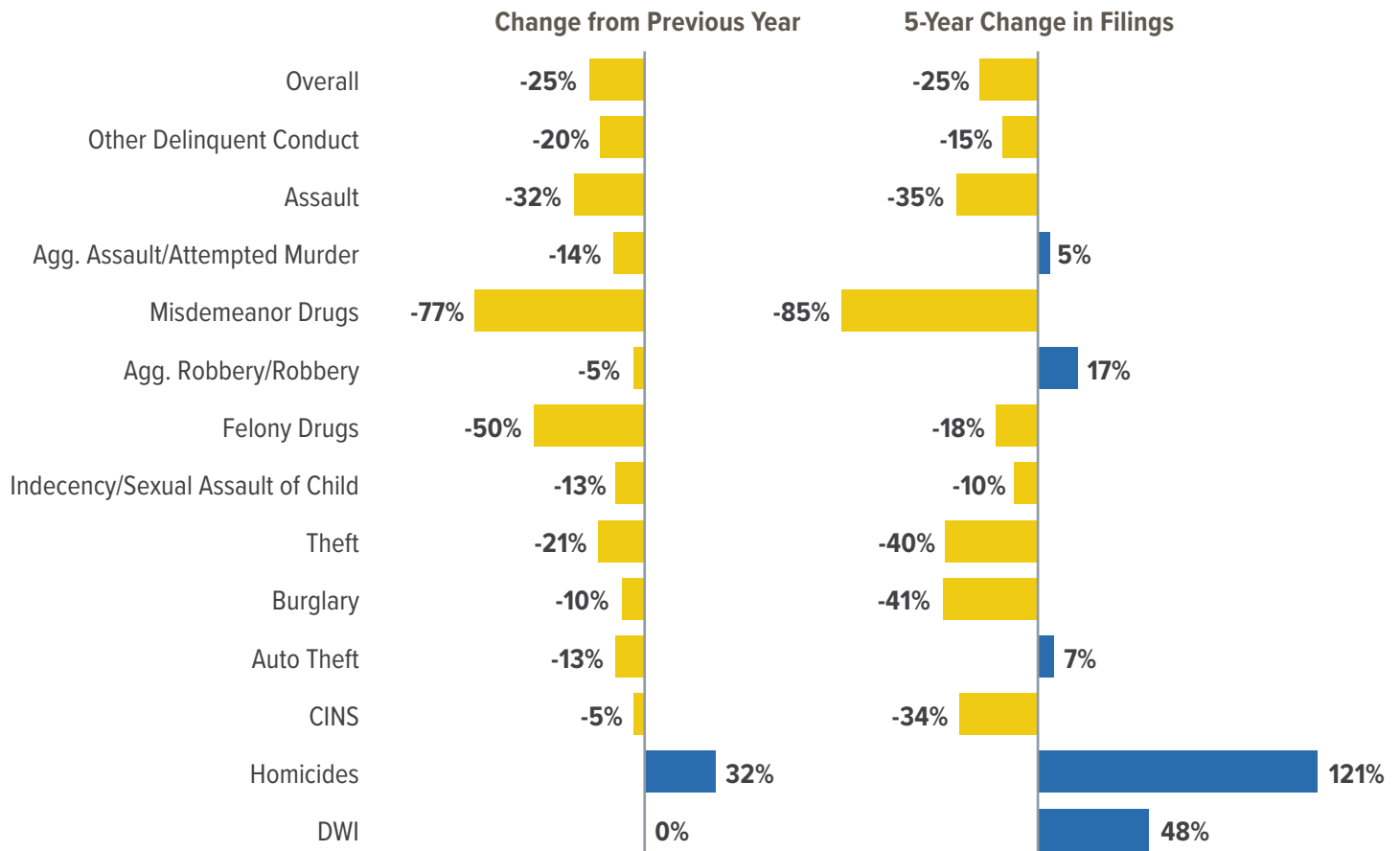


Cases in the “All Other Offenses” category accounted for the largest share of cases of the 15,199 new juvenile cases filed in 2020. Cases in this category include any offense that does not fit into one of the other categories. Assaultive offenses comprised the next largest category of cases.

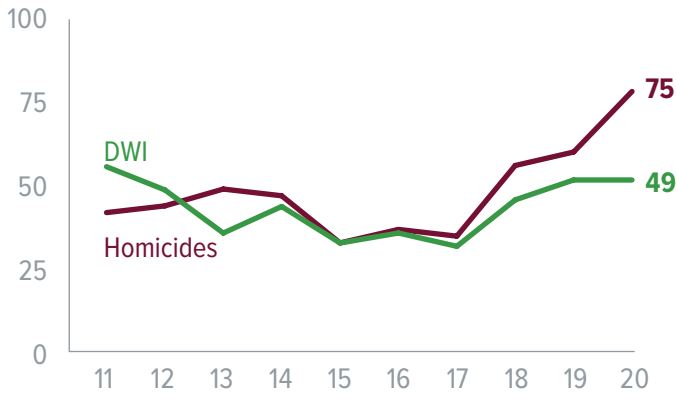


CHANGE IN NEW CASES FILED

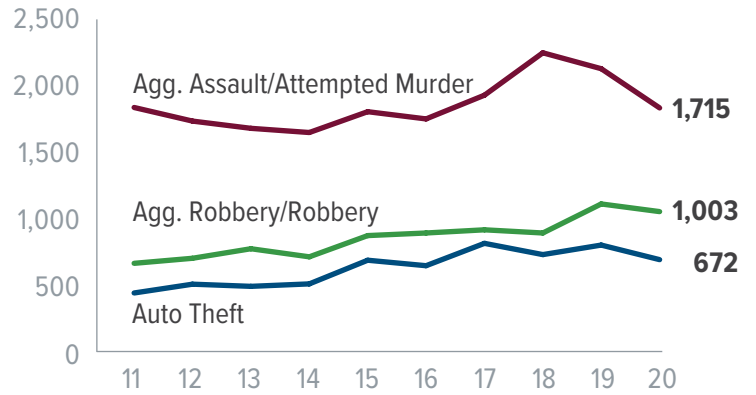
Filings declined in all but one category in 2020, with the most significant change occurring in drug cases.



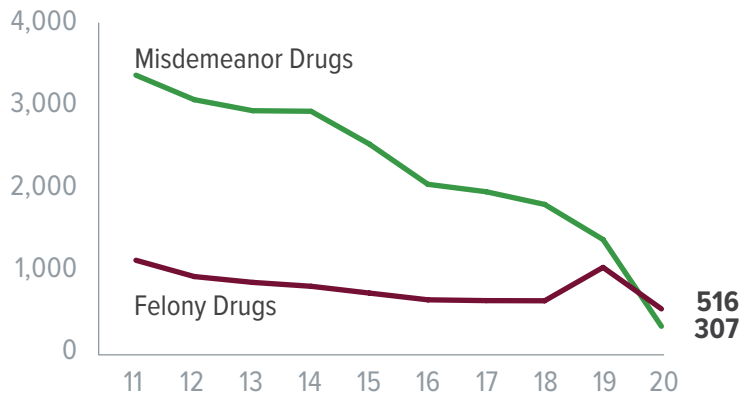
Homicide, including capital murder, was the only category to increase in 2020. Driving while intoxicated cases remained unchanged from 2019.



Although cases involving aggravated assault/attempted murder, robbery, and auto theft declined in 2020, the number of filings was still higher than filings 5 years ago.

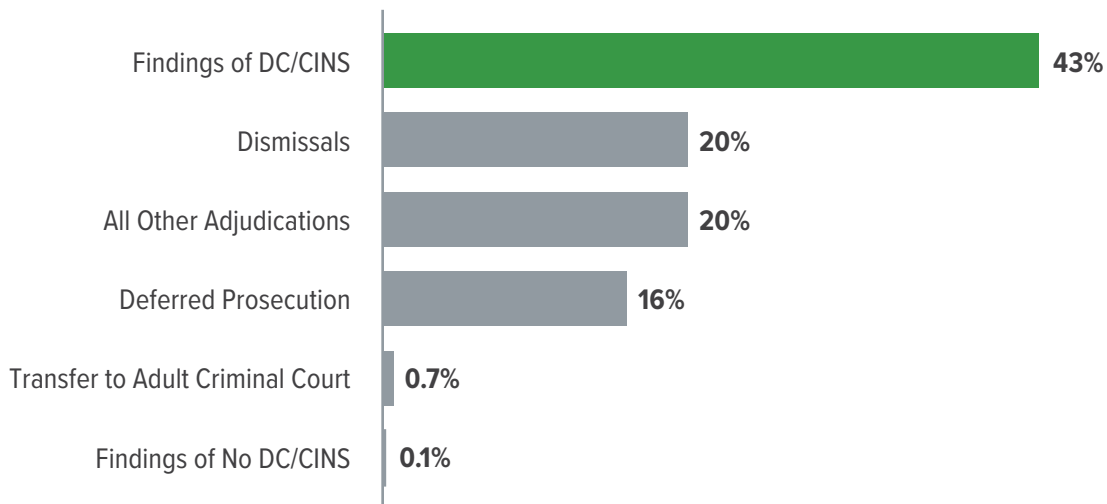


Misdemeanor drug cases declined 77 percent, and felony drug cases fell 50 percent, in 2020. For the first time, felony cases outnumbered misdemeanor cases.



ADJUDICATION AND DISPOSITION

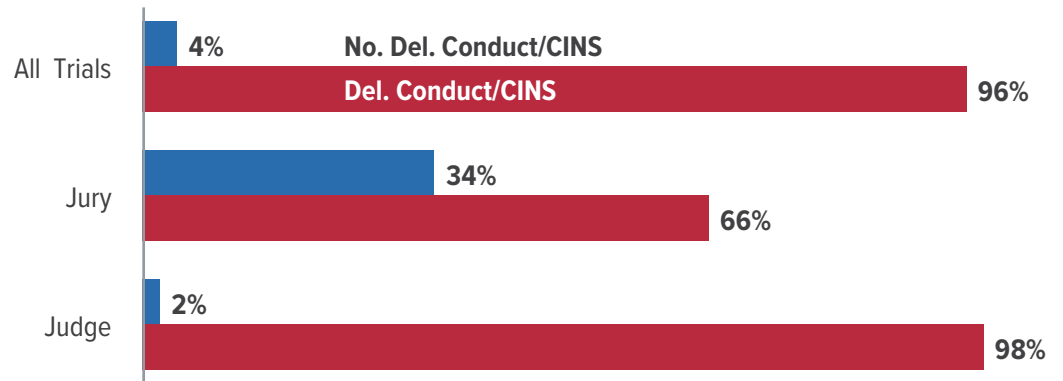
Forty-three percent of juvenile case adjudications resulted in findings of delinquent conduct/conduct indicating a need for supervision.



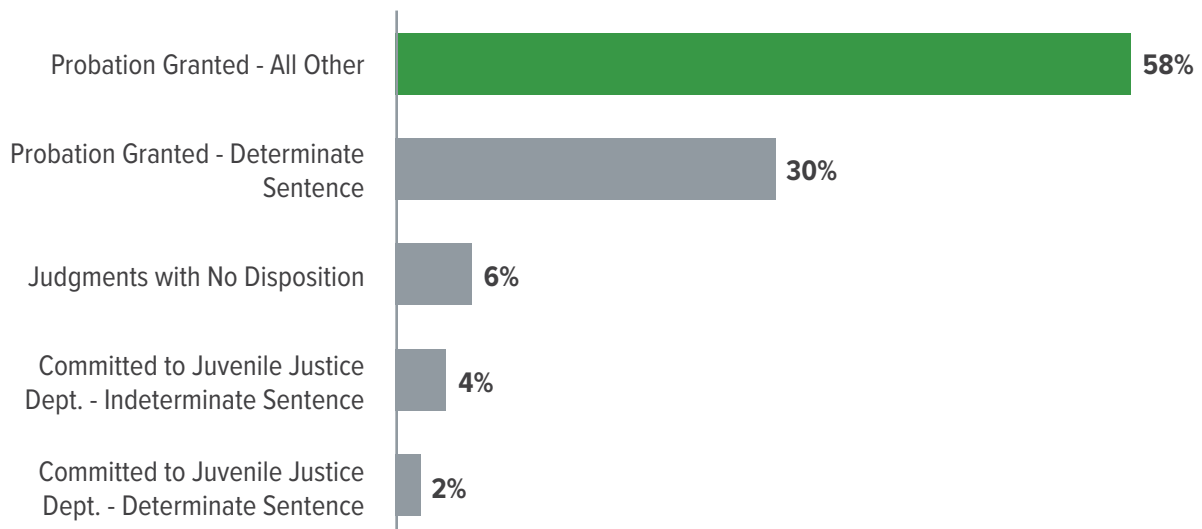
Most findings of delinquent conduct/conduct indicating a need for supervision resulted from a plea of true.



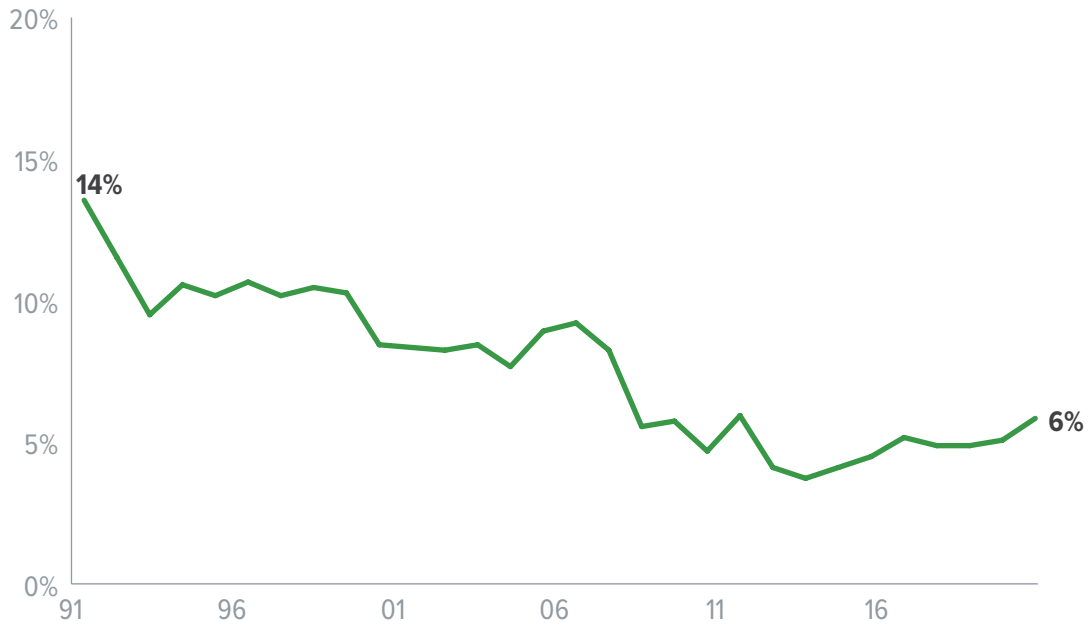
Most trials by judge and two-thirds of trials by jury resulted in findings of delinquent conduct/CINS.



In cases with a finding of delinquent conduct/conduct indicating a need for supervision, most juveniles were placed on probation.



Although the percentage of cases adjudicated in which the juvenile was committed to the Juvenile Justice Department increased by almost a percentage point, the number of those cases was 18 percent lower than the previous year.

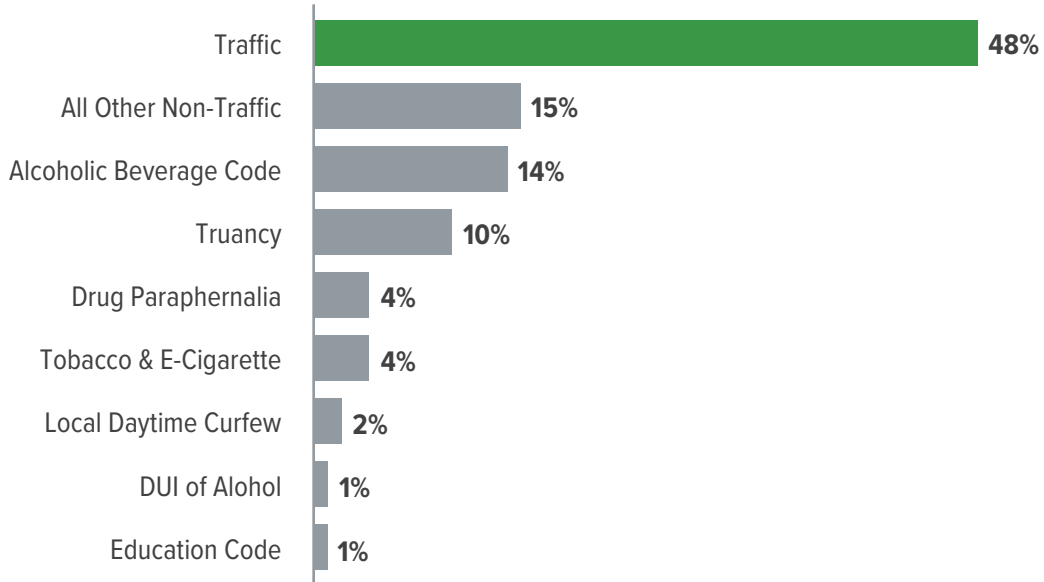


CLASS C MISDEMEANORS AND TRUANCY

Cases involving juveniles or minors that were filed in justice and municipal courts declined 13 percent in 2020. Filings declined 69 percent since 2012.

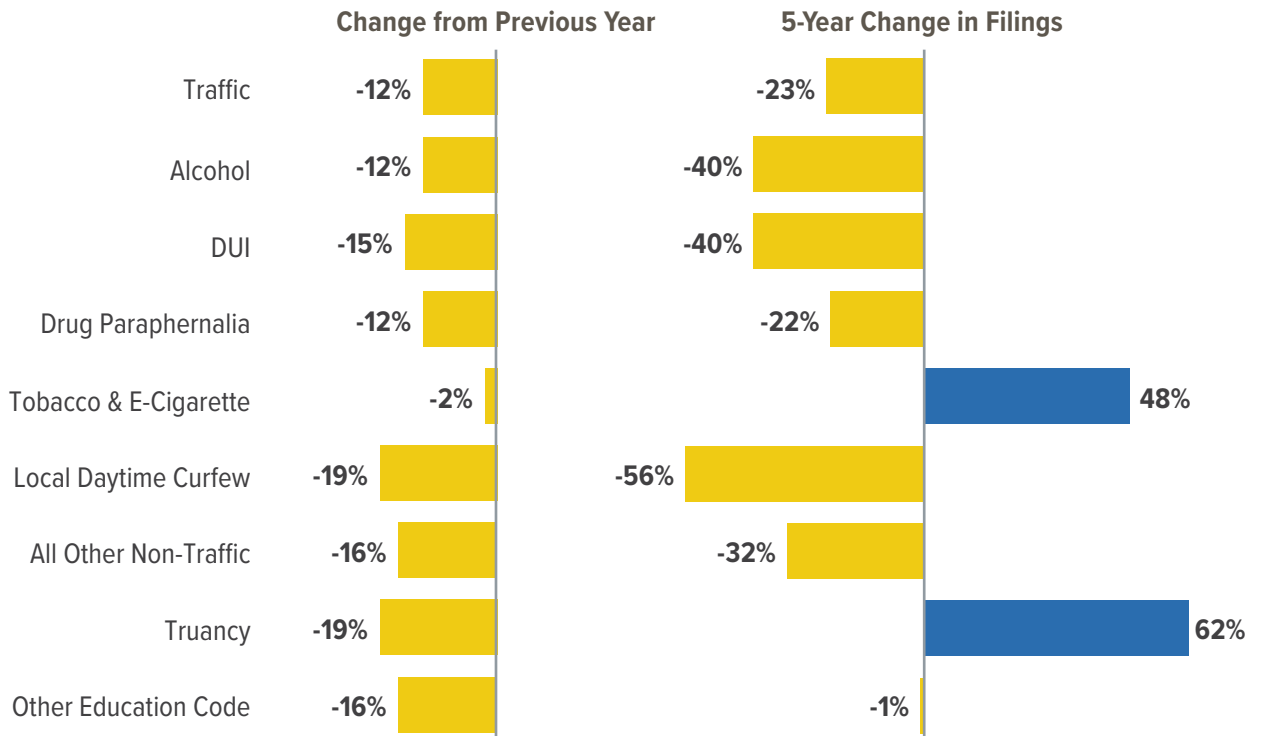


Traffic cases accounted for almost half of cases filed in 2020.

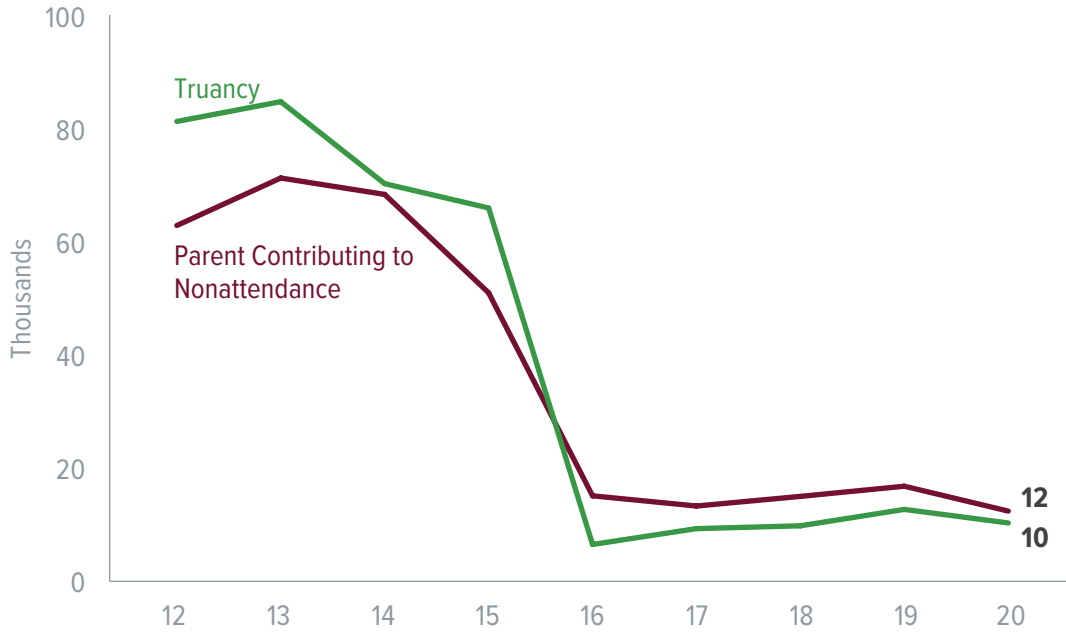


CHANGE IN NEW CASES FILED

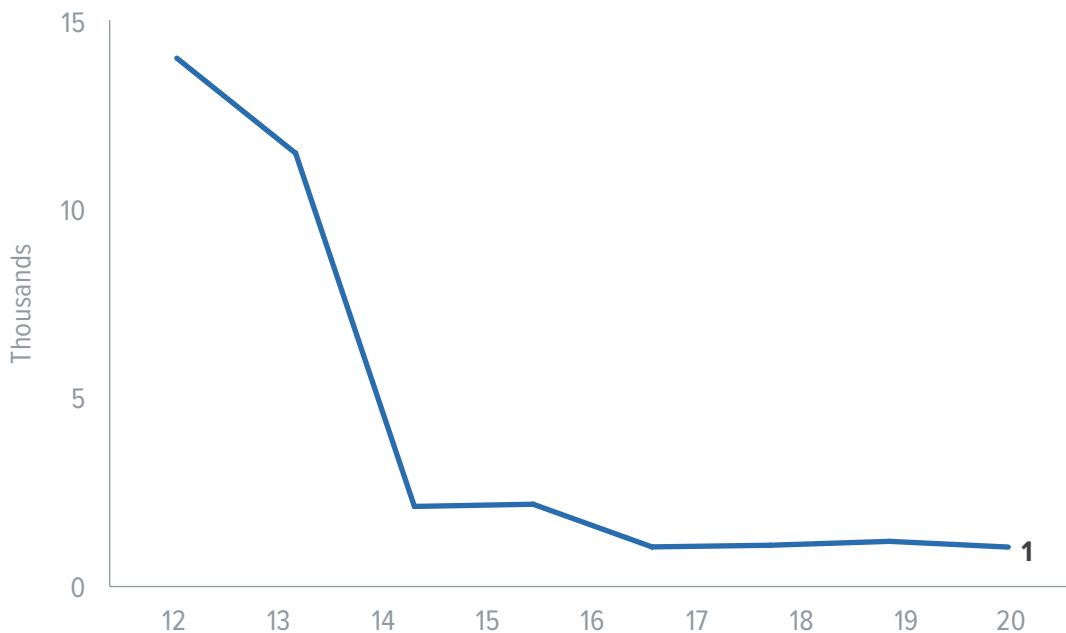
In 2020, filings declined in all case categories, though tobacco/e-cigarette cases decreased at a much lower rate. Although filings declined in 2020, tobacco/e-cigarette and truancy case filings were still higher than five years ago.



Changes to school ticketing laws (in 2014) and truancy laws (in 2016) led to significant declines in the related case categories. While filings declined in 2020 due to the pandemic, truancy and parent contributing to nonattendance cases had been increasing slightly in each of the previous 3 years.



Education Code cases had also increased in 2017 and 2018 and remained steady in 2019.

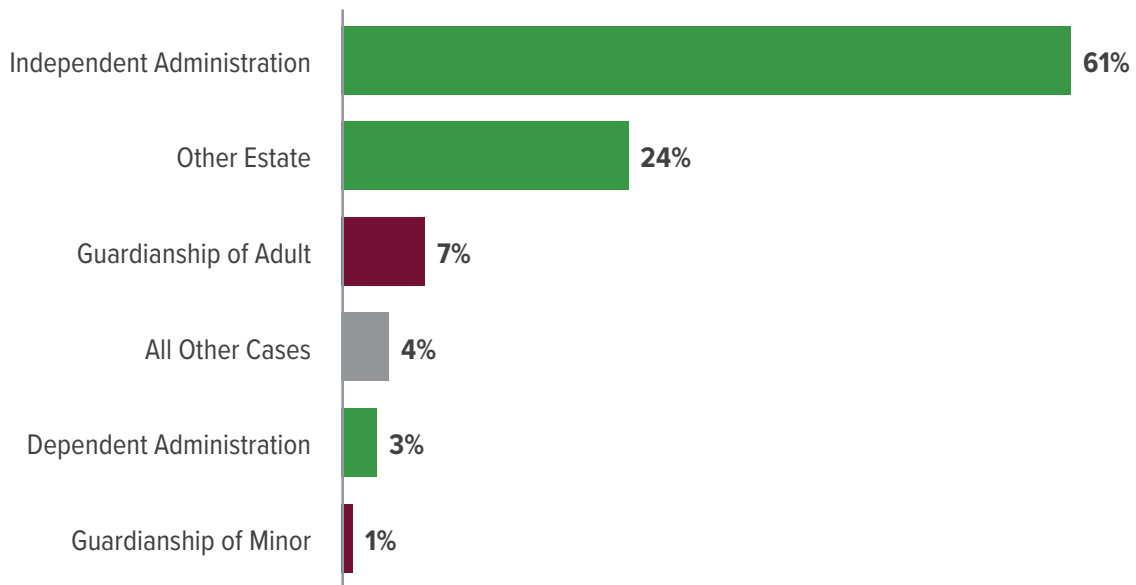
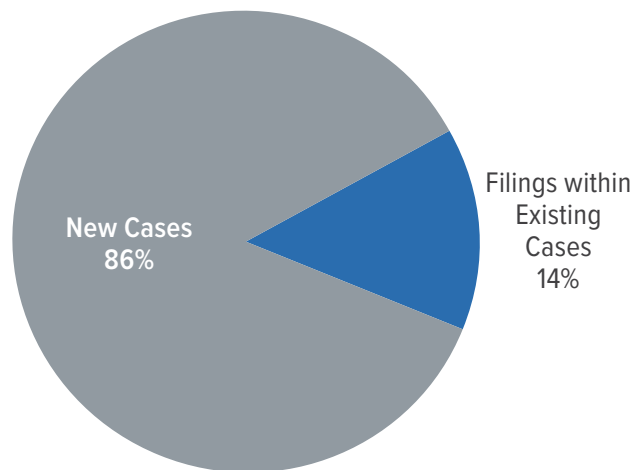


Statewide Trends

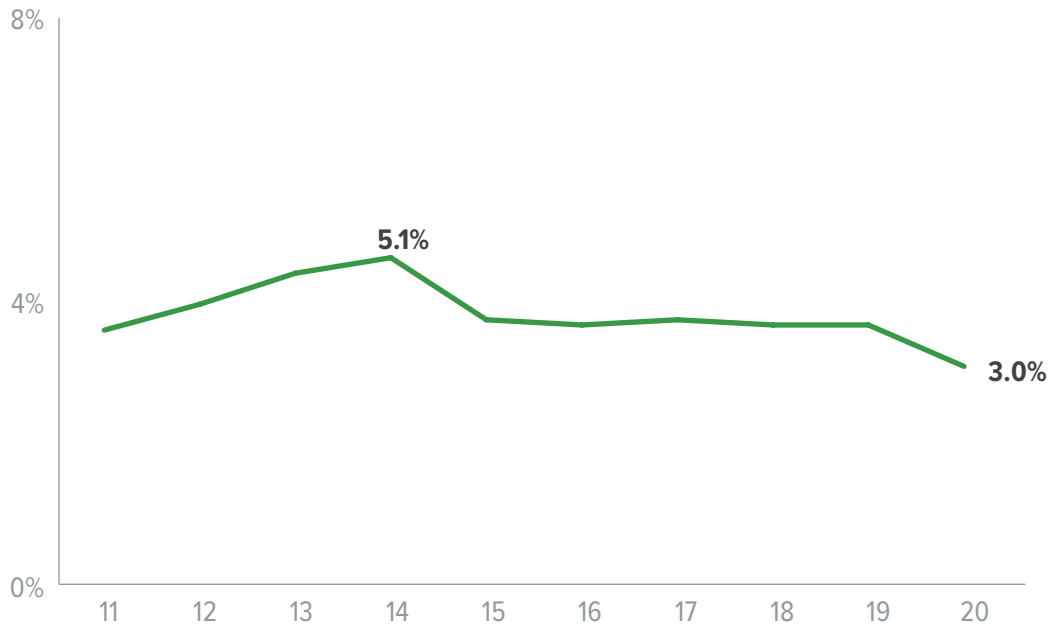
Probate and Guardianship Cases

Fourteen percent of the probate and guardianship caseload in 2020 involved matters filed within already existing cases, including applications related to a guardianship or estate and post-judgment matters to compel compliance with statutory requirements.

Eighty-six percent of **new** cases filed in 2020 were estate cases—proceedings involving the handling or transfer of property be reason of the death of an individual. Guardianships accounted for 8 percent of new cases filed.

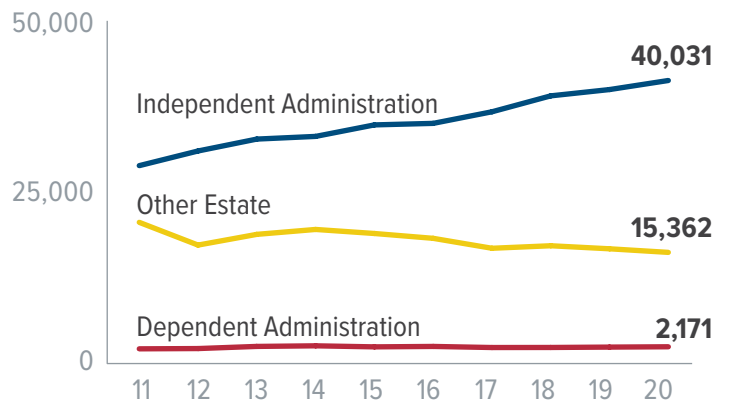


The plaintiff or petitioner who filed a case was **self-represented** at the time of filing in 3 percent of cases.

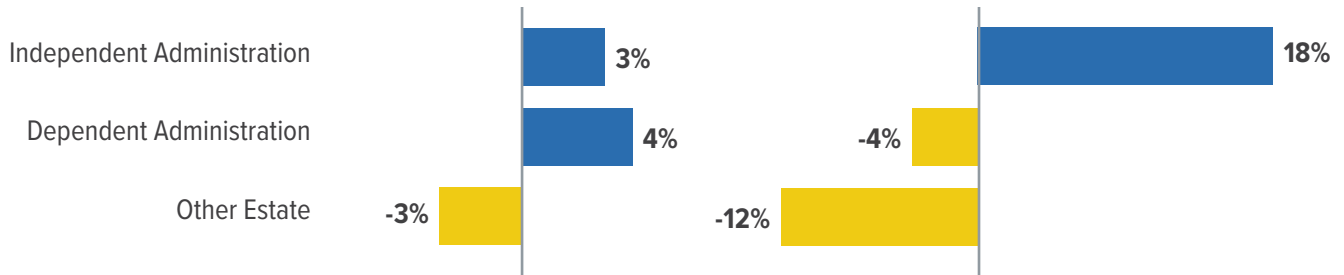


ESTATE CASES

The number of new estate cases filed increased 2 percent from the previous year. Seventy percent of the estate caseload involved independent administrations, which have grown continuously.

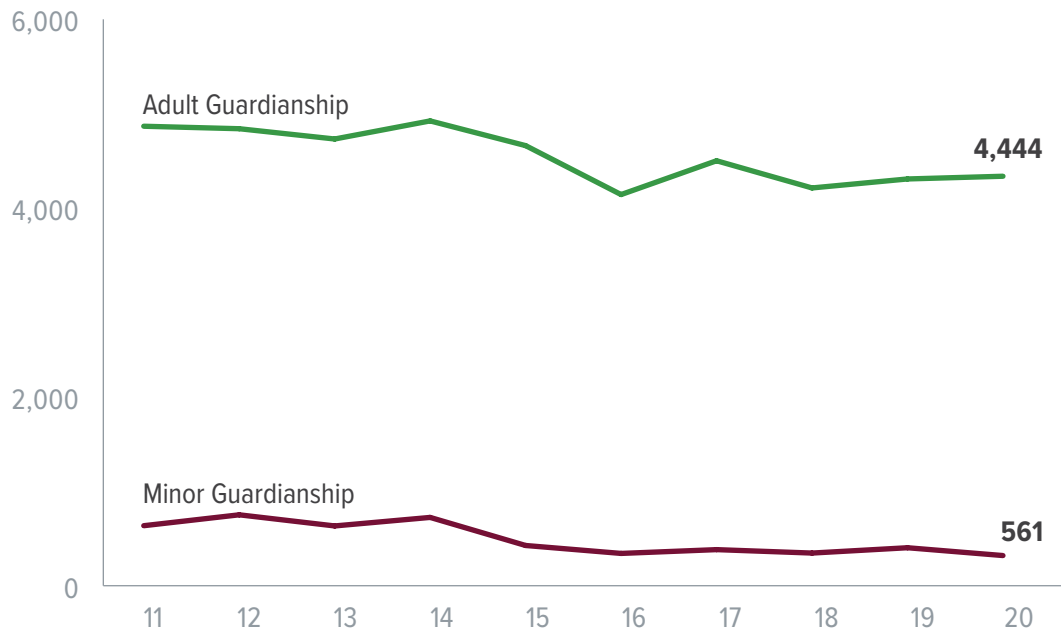


CHANGE IN ESTATE CASES FILED

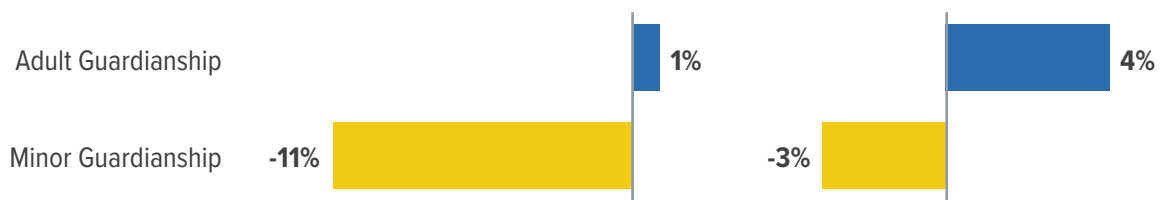


GUARDIANSHIP CASES

The number of new guardianship cases declined 1 percent from the previous year. Almost 90 percent of those cases were filed to establish a guardianship for an adult.



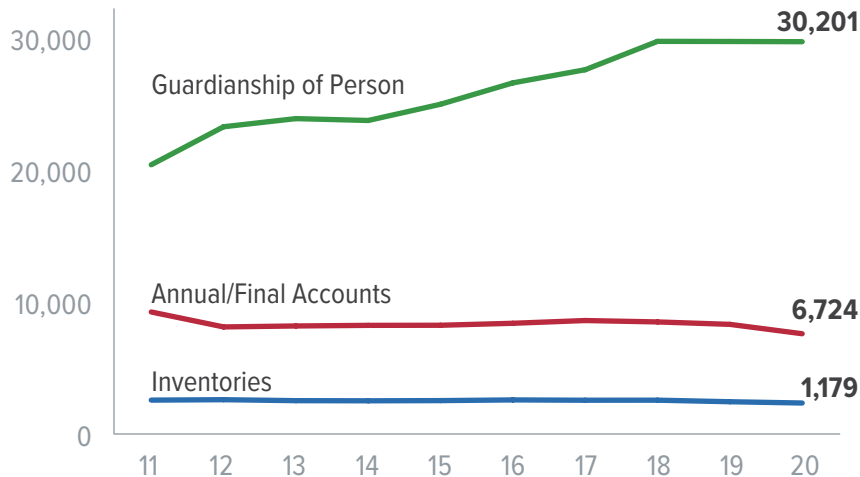
CHANGE IN GUARDIANSHIP CASES FILED



Nearly 51,000 guardianship cases were reported as of the end of 2020—an increase of 3 percent from the previous year. The decline in the number of cases since 2016 has largely been the result of the closure of cases by counties participating in OCA’s Guardianship Compliance Project, which reviewed all guardianship cases and identified cases in which the ward was deceased or was no longer a minor in need of guardianship.



While the reported number of inventories and annual or final accounts filed in guardianship cases remained essentially unchanged since 2011, the number of guardianship of the person reports increased 49 percent from 2011 to 2018 then levelled in 2019. Annual and final accounts and inventories filed declined by 11 percent from the previous year.



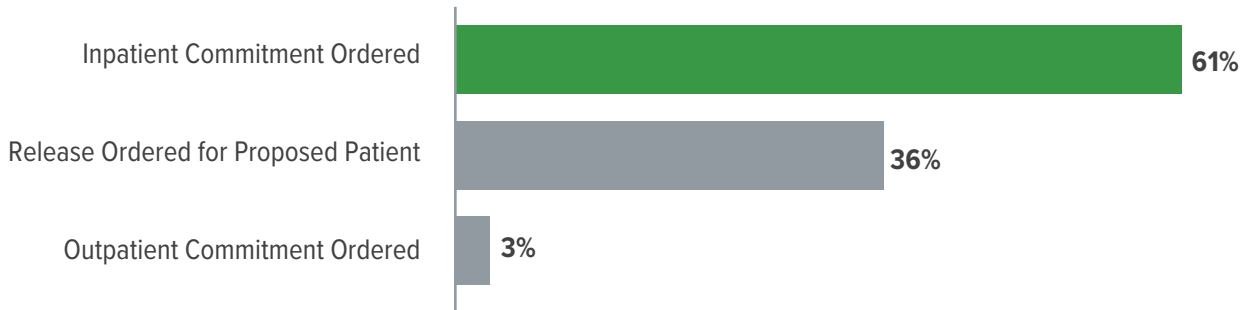
Statewide Trends

Applications for Mental Health Services

In contrast to the steep declines in other case types during the pandemic, the number of applications filed for involuntary mental health commitment declined by 1 percent in 2020.

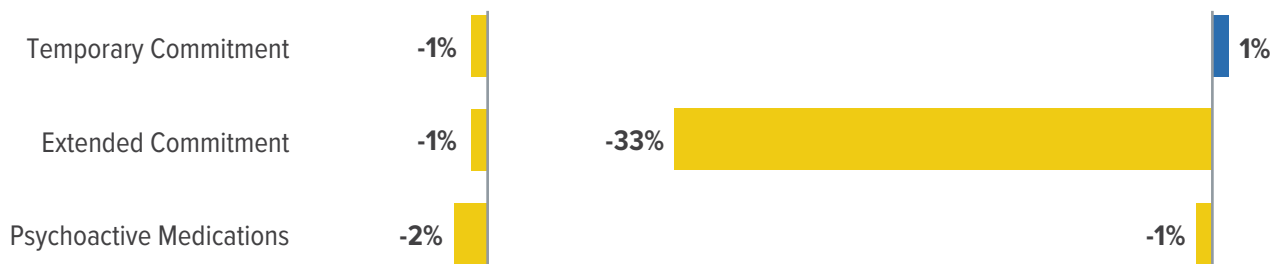


Inpatient commitment was ordered in 60 percent of cases that reached a final hearing.



CHANGE IN MENTAL HEALTH CASES FILED

Applications for temporary mental health commitments, which account for 99 percent of applications filed, increased 1 percent over the last 5 years. The number of extended commitments declined for a fifth consecutive year, with 33 percent decline over the last 5 years.



Statewide Trends

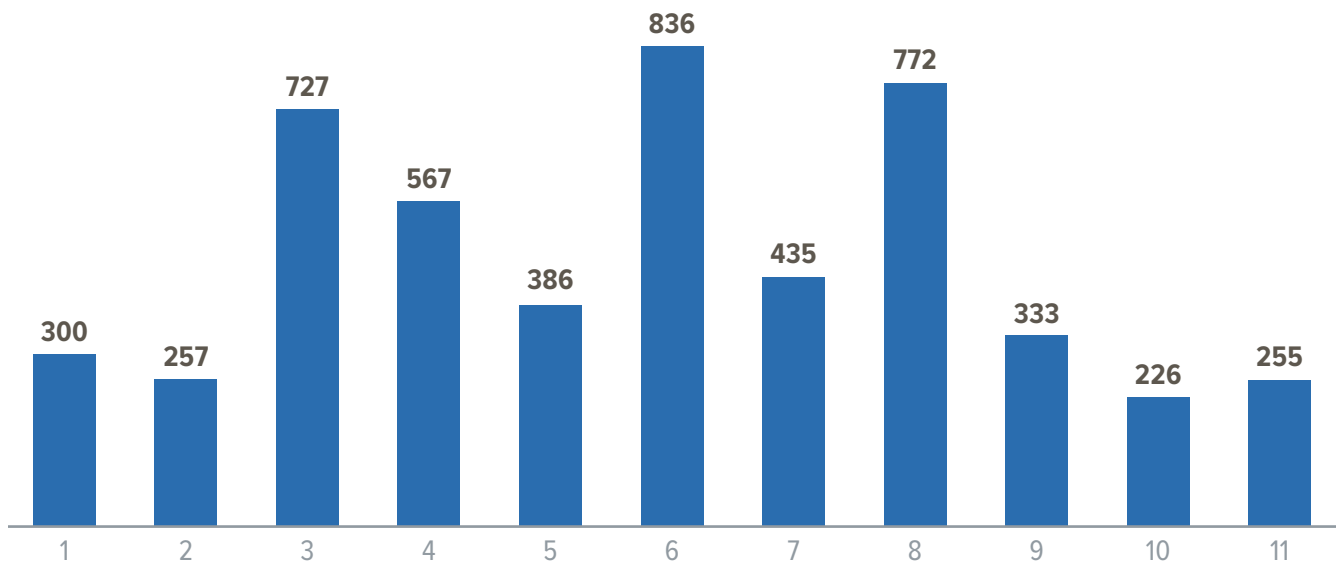
Administrative Judicial Regions

ASSIGNMENT OF JUDGES

The presiding judge of an administrative judicial region may assign a judge to handle a case or docket of an active judge in the region who is unable to preside (due to recusal, illness, vacation, etc.) or who needs assistance with a heavy docket or backlog. These “assigned judges” may be active judges of other courts in the region or may be individuals residing in the region who used to serve as active judges.¹

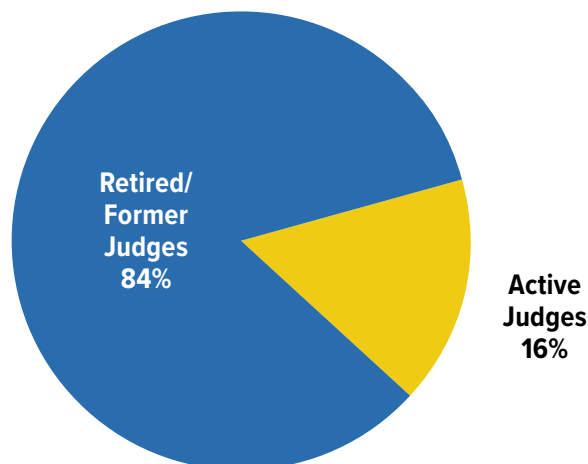
During fiscal year 2020, the presiding judges made a total of **5,094 assignments** within their respective regions, a decrease of 28 percent from the previous year.

Number of Assignments by Region



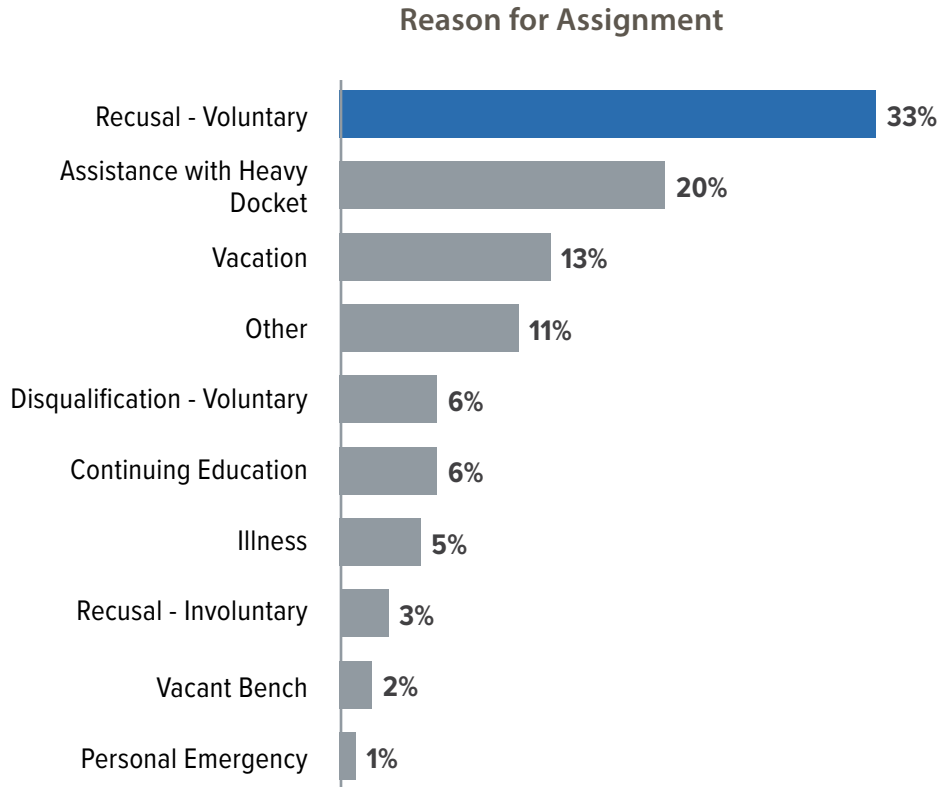
Retired or former judges served in most of those assignments.

Percentage of Assignments by Judge Type

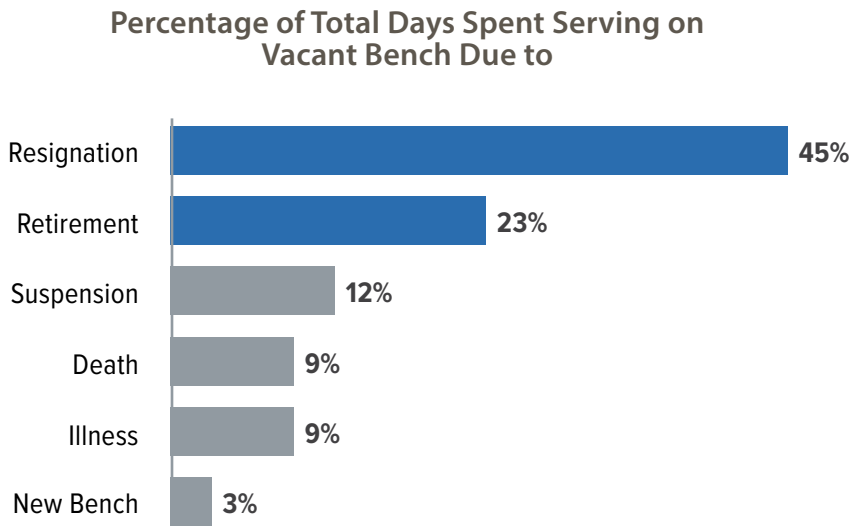


¹ Sections 74.054, 74.056, and 74.057 of the Government Code discuss the assignment of judges by the presiding judges and the chief justice of the Supreme Court.

Assignments resulted most frequently from a voluntary recusal by a judge or need for assistance with a heavy docket.



924 days were served by assigned judges to fill a vacant bench, an increase of 15 percent from the previous year. More than two-thirds of the total days served were the result of a judge retiring or resigning before the end of his or her term.



Court-Level Trends

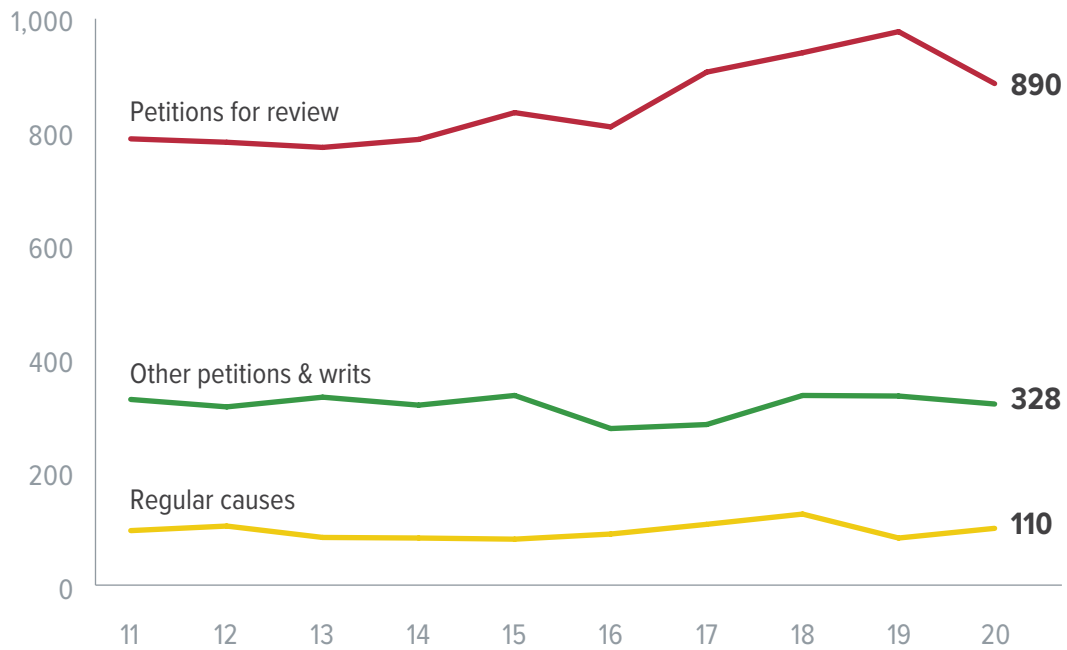
Court-Level Trends	36
Supreme Court	37
Court of Criminal Appeals	42
Courts of Appeals	49
District Courts.....	53
Statutory County Courts.....	61
Constitutional County Courts	68
Justice Courts.....	75
Municipal Courts.....	83
Profile of Appellate and Trial Court Judges.....	90

Court-Level Trends

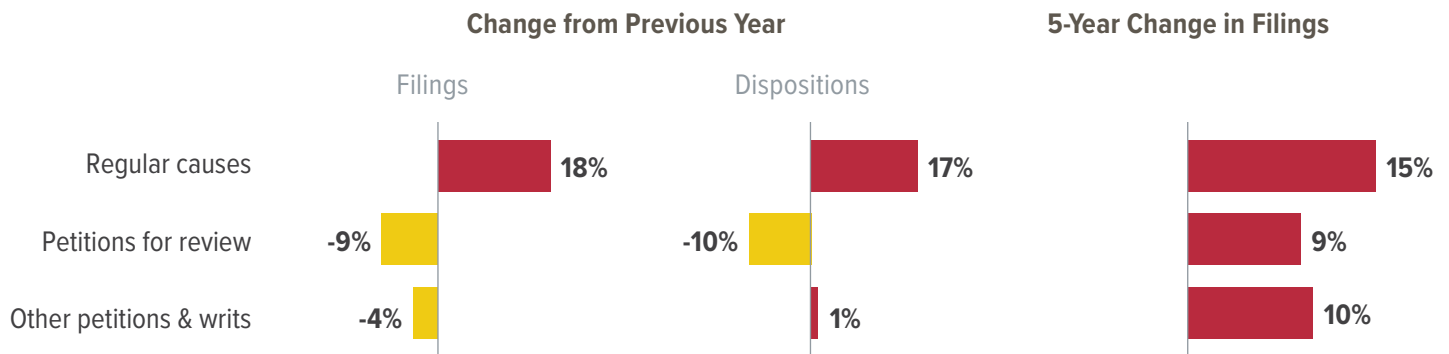
Supreme Court

CASES FILED

After reaching the highest number filed since 2002, petitions for review, which account for the majority of the court’s caseload, decreased by 9 percent in 2020 from the previous year. The number of regular causes added to the docket increased by 18 percent, and the number of other petitions and writs fell slightly from the previous year.

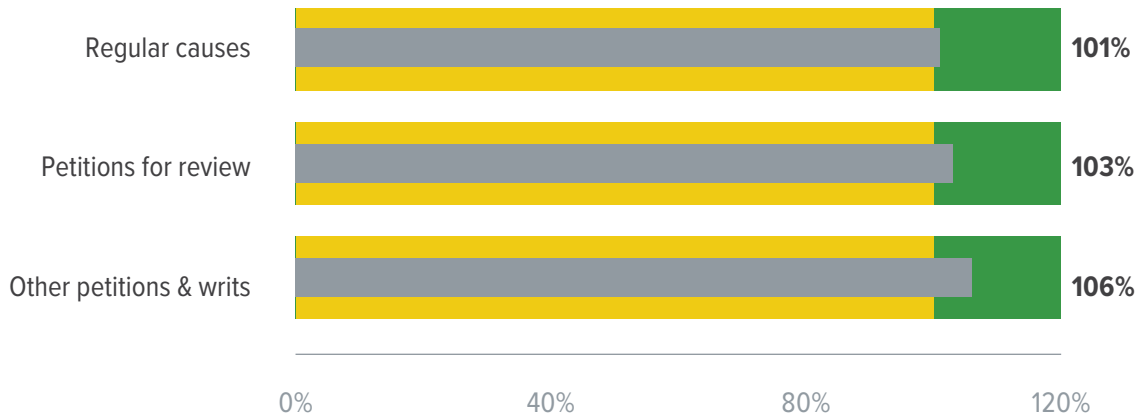


CHANGE IN CASES FILED



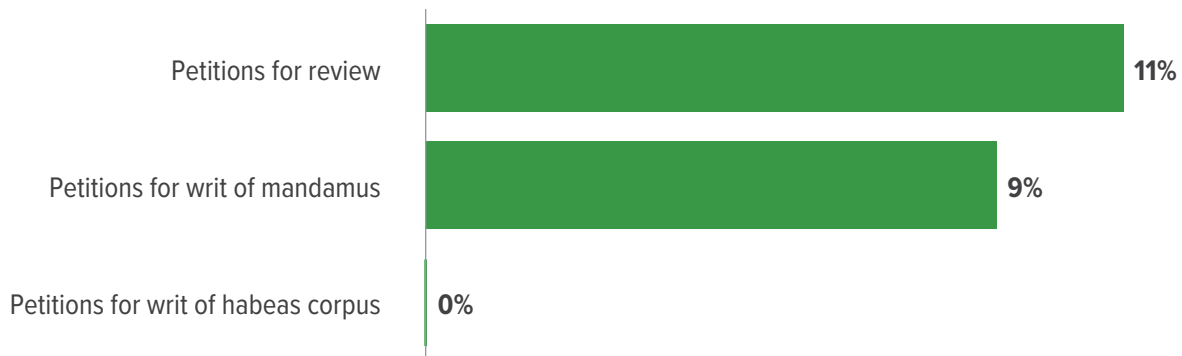
CLEARANCE RATES

The Supreme Court's clearance rates for regular causes, petitions for review, and other petitions and writs exceeded 100 percent.



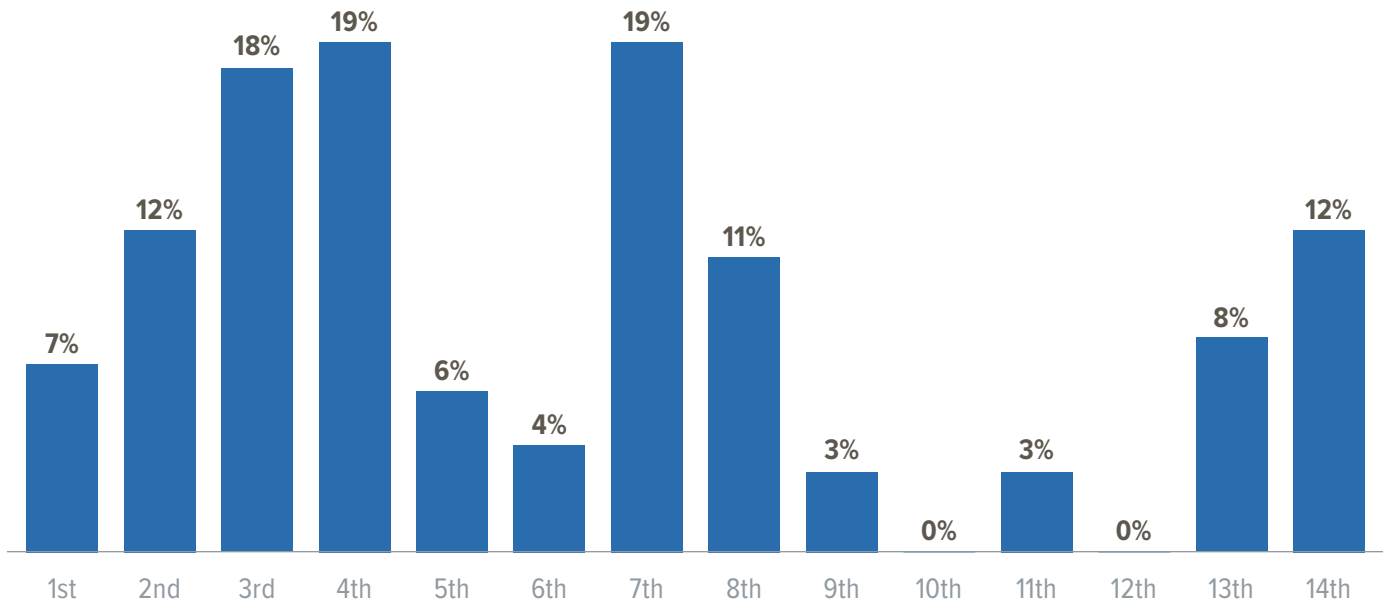
REVIEW GRANTED

Review was granted in 11 percent of petitions for review and was granted less frequently in other petitions.



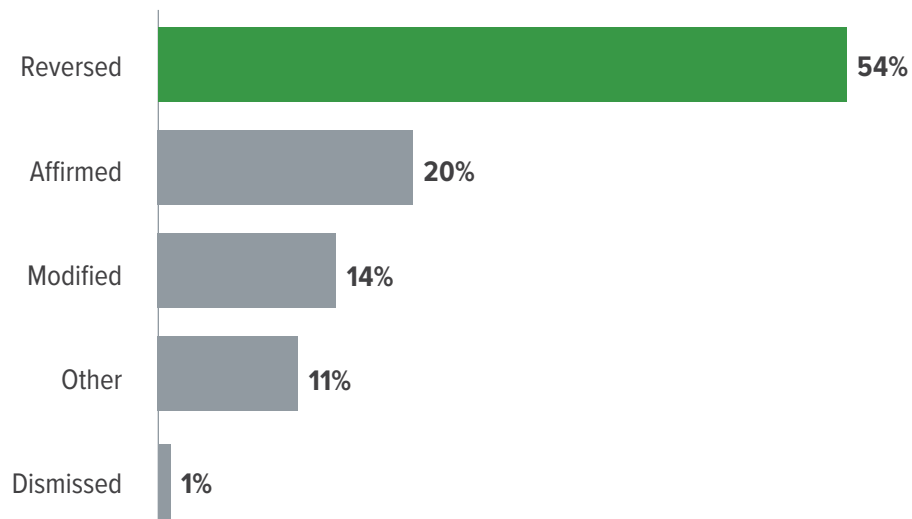
PETITIONS FOR REVIEW GRANTED BY COURT OF APPEALS

The percentage of petitions granted review from each court of appeals varied from 0 to 19 percent.



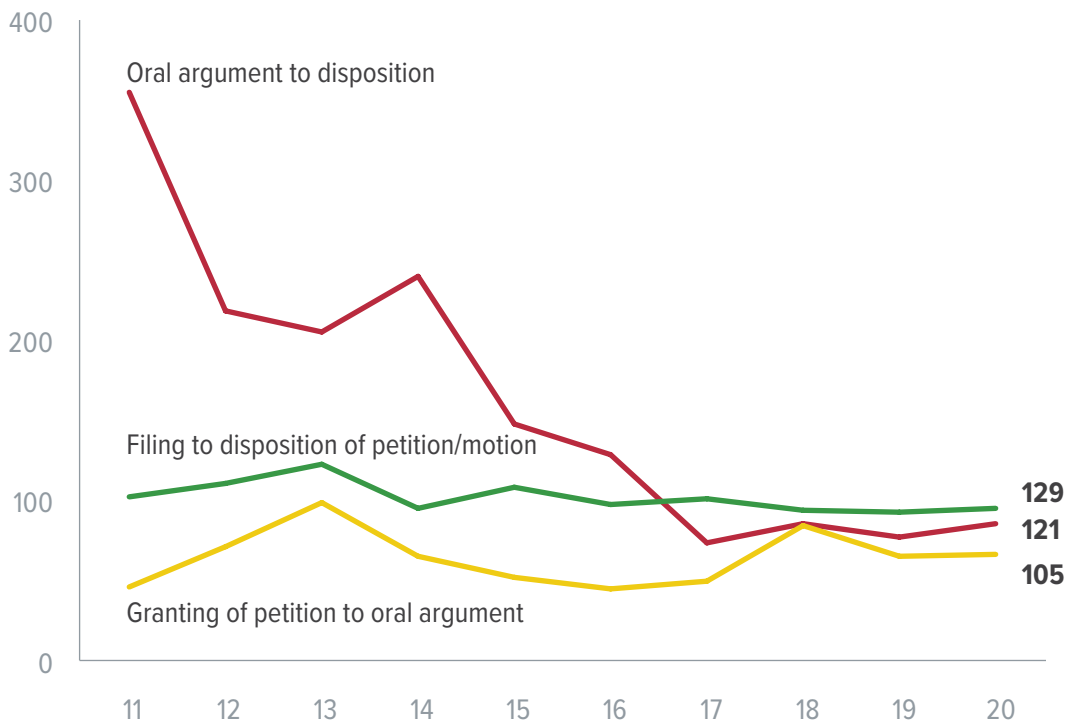
DISPOSITION OF GRANTED PETITIONS FOR REVIEW

More than one-half of granted petitions for review were reversed and one-fifth were affirmed.



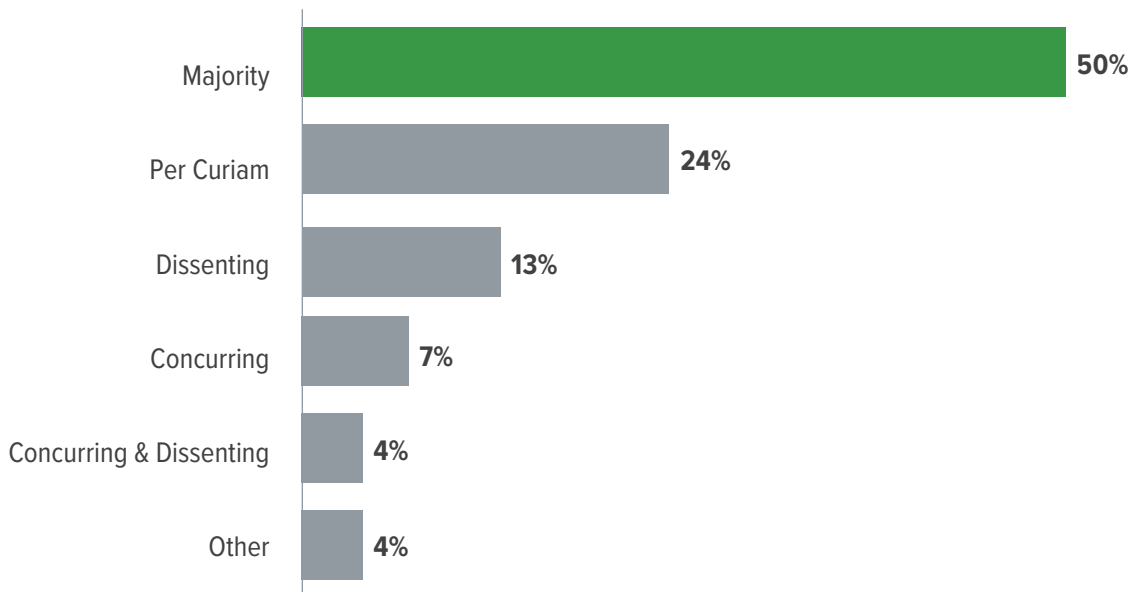
CASE PROCESSING TIME IN DAYS

In 2020, the average time from oral argument to disposition increased by 7 days, and the average time from granting of a petition to oral argument increased by 1 day, from the previous year.



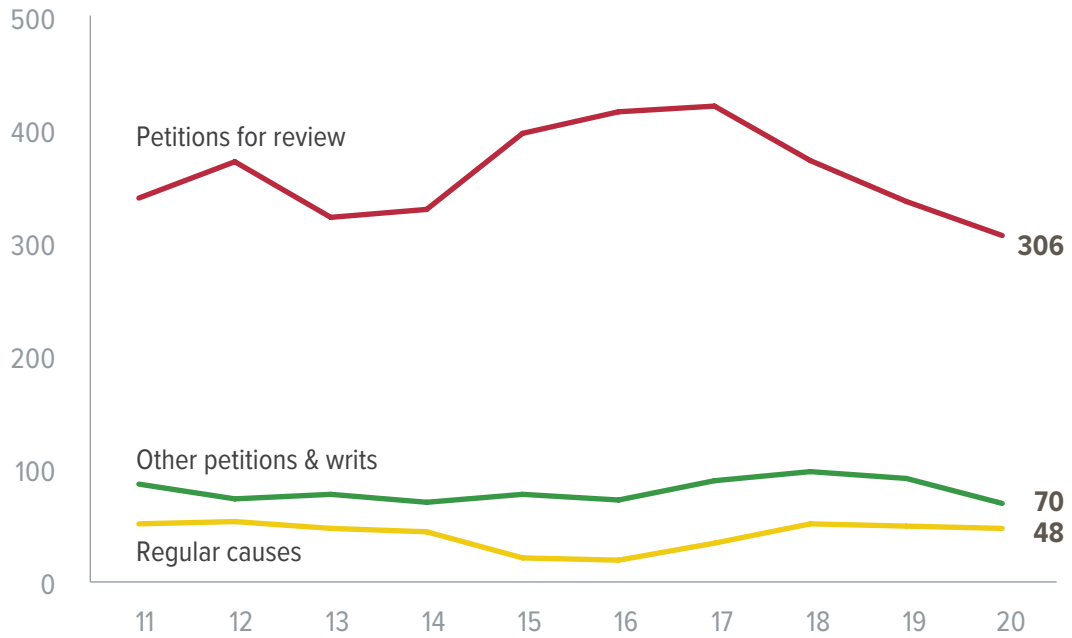
OPINIONS

136 opinions were issued in 2020, an increase of 25 percent from the number issued in 2019. Half of the opinions were majority opinions.



CASES PENDING AT END OF YEAR

The number of petitions for review pending at the end of the year declined by 9 percent, the number of regular causes decreased by 4 percent, and the number of other petitions and writs decreased by 24 percent, from the previous year.



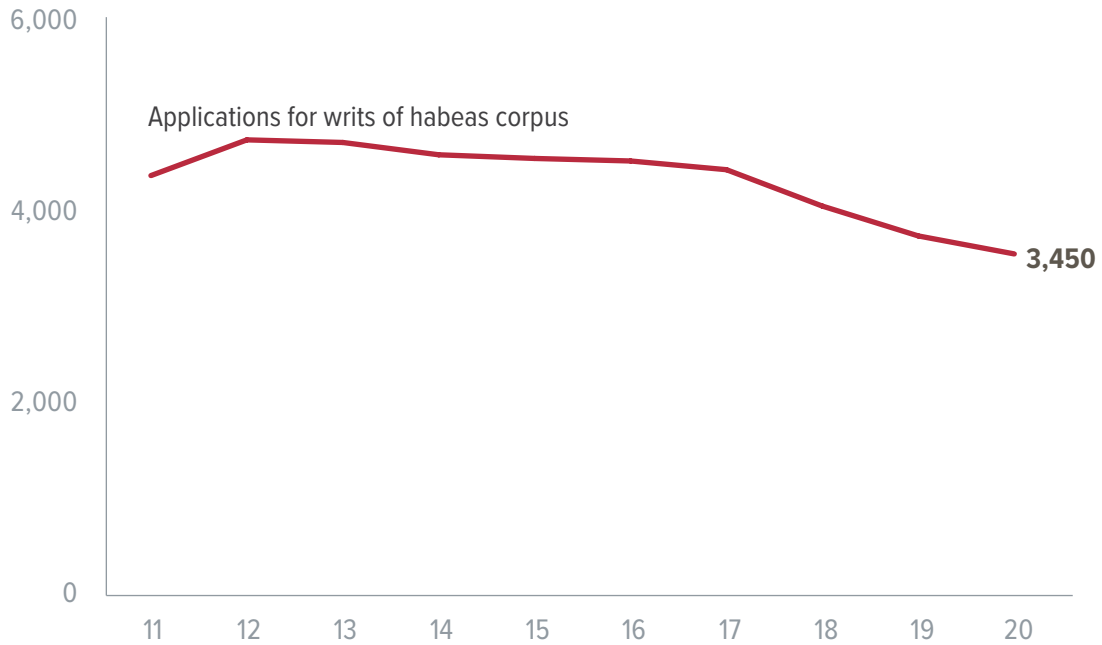
Court-Level Trends

Court of Criminal Appeals

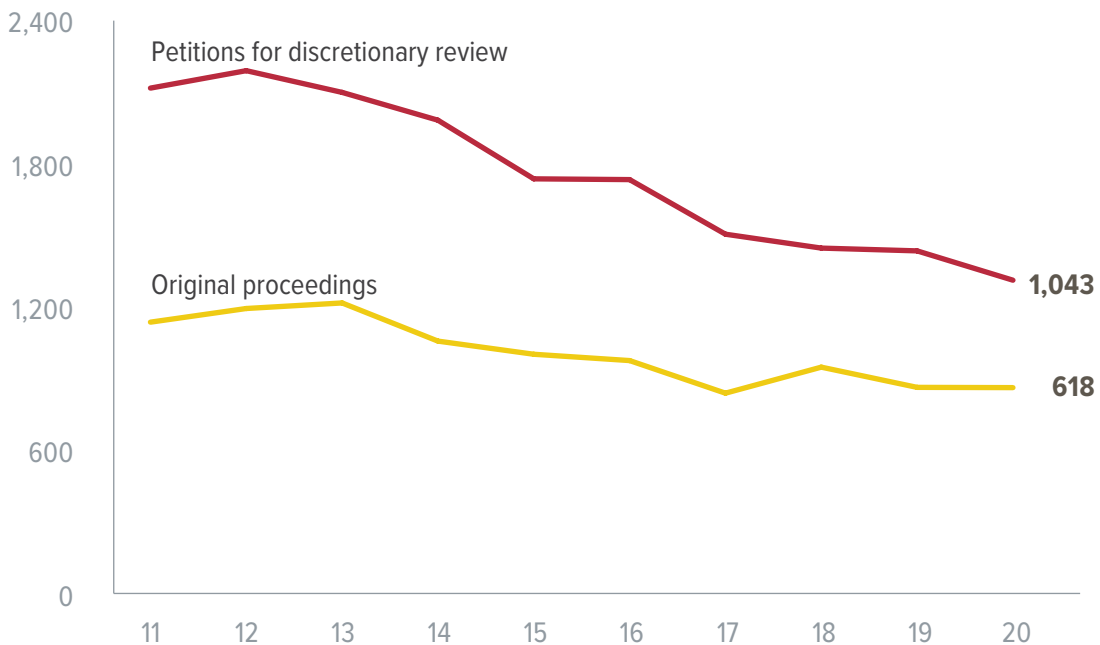
CASES FILED

In 2020, mandatory matters (applications for writs of habeas corpus, original proceedings, and direct appeals) comprised 81 percent of all cases added to the court's docket.

Applications for writs of habeas corpus declined 6 percent from the previous year to the lowest level since at least 2001.

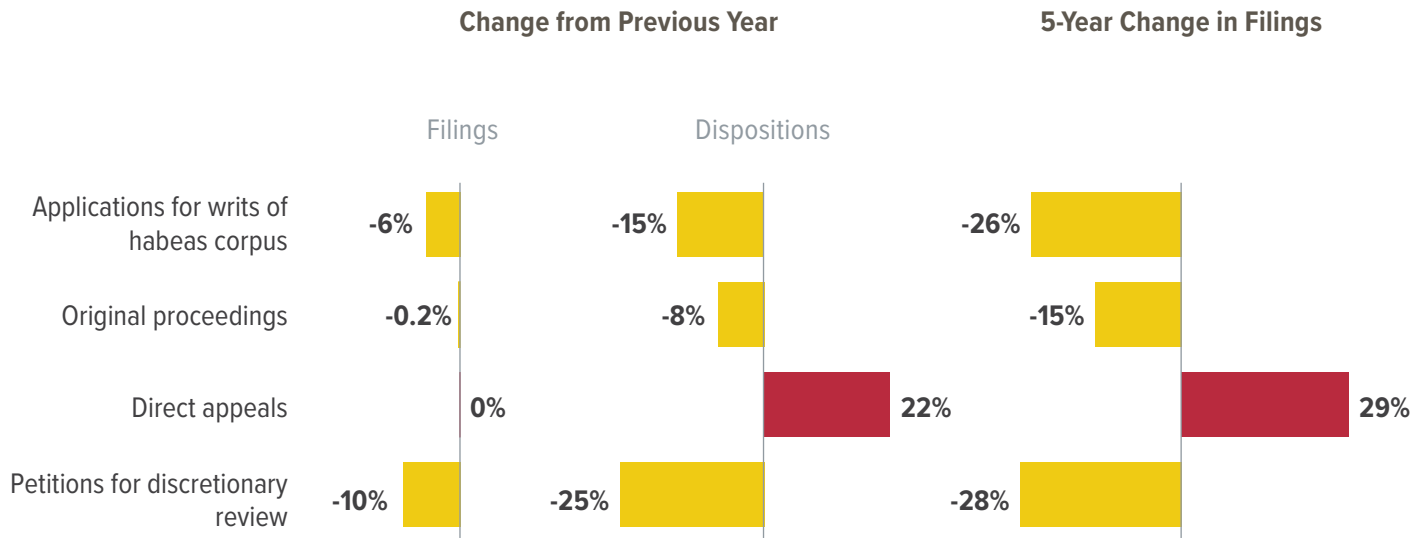


Petitions for discretionary review decreased 10 percent from the previous year to the lowest level since at least 1989, while original proceedings remained unchanged.



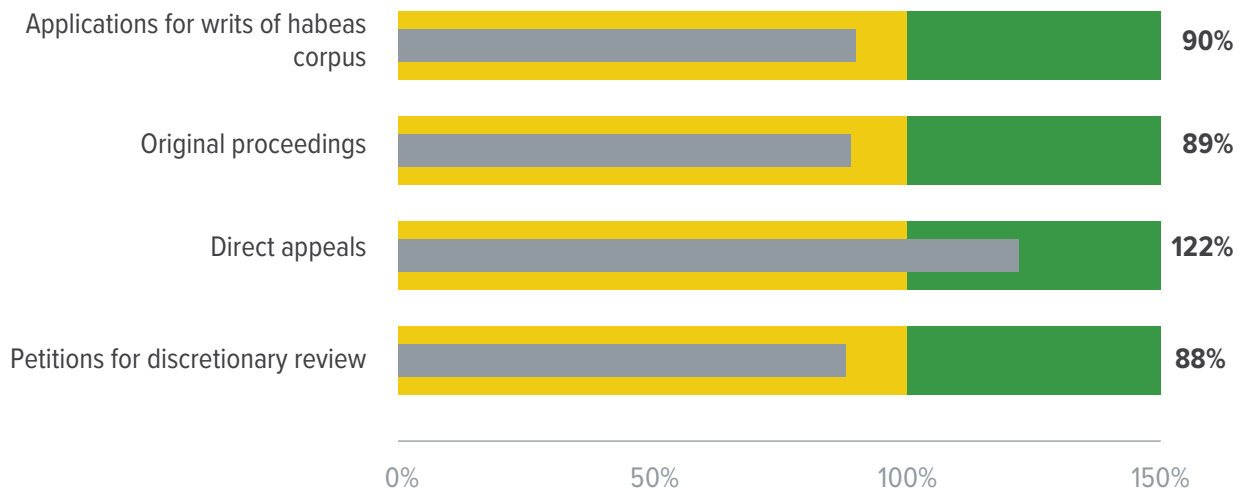
CHANGE IN CASES FILED

Applications for writs of habeas corpus and petitions for discretionary review, which comprise nearly 90 percent of the Court's caseload, declined more than 25 percent over the last 5 years.



CLEARANCE RATES

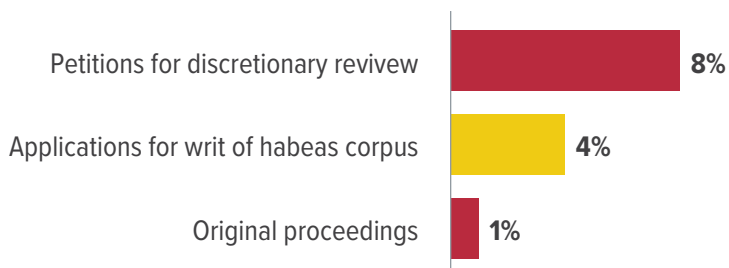
While the clearance rate for direct appeals exceeded 100 percent in 2020, the clearance rates for other matters were 90 percent or less, resulting in a growing number of pending cases.



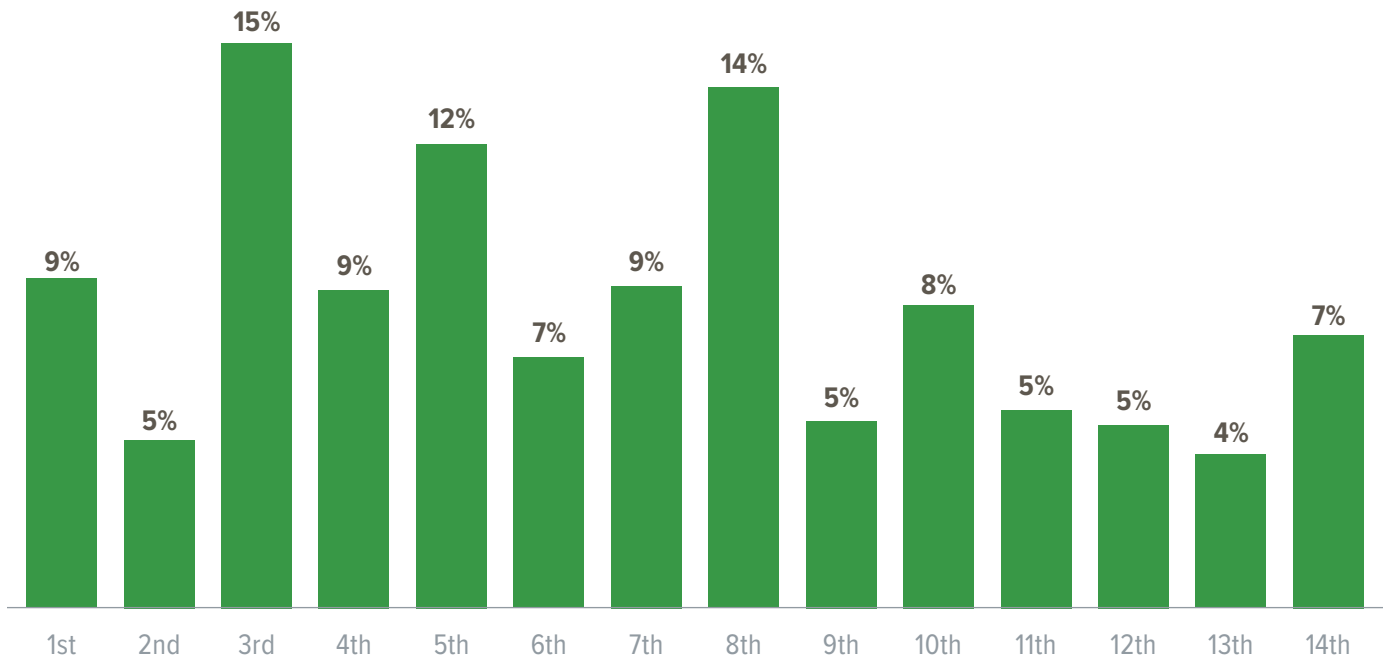
Of the 8 death penalty cases that were decided in 2020, 38 percent (3 cases) were affirmed. One case was affirmed in part and reversed in part, and the remainder were remanded to the trial court.



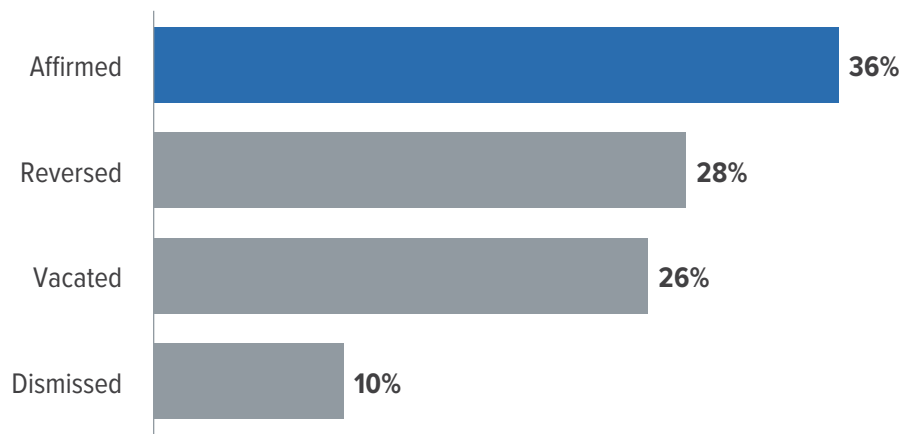
Review was granted in 8 percent of petitions for discretionary review and was granted less frequently in other matters.



The percentage of petitions granted review from each court of appeals varied from 4 to 15 percent.



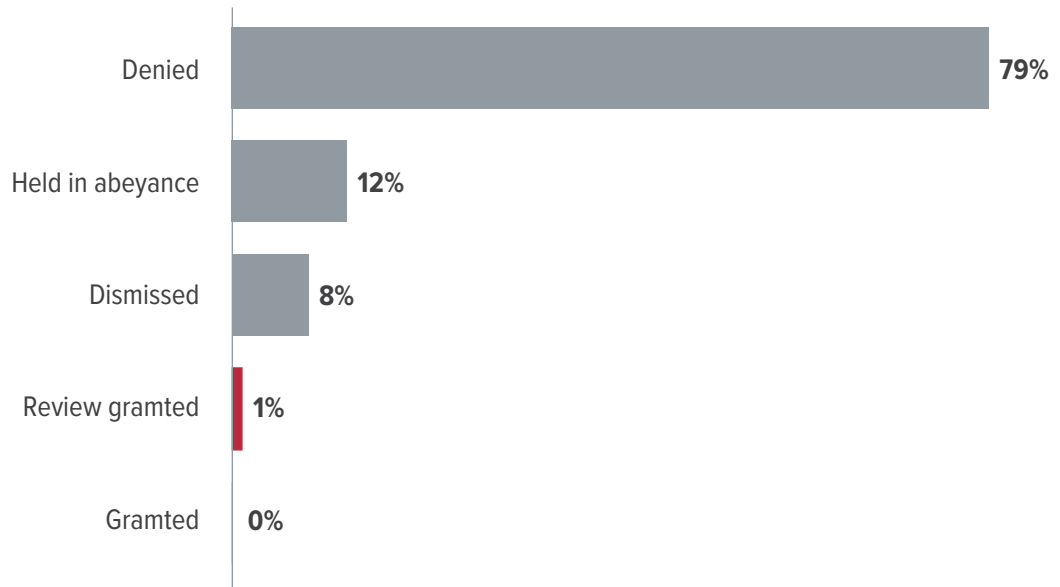
More than a third of granted petitions for discretionary review were affirmed.



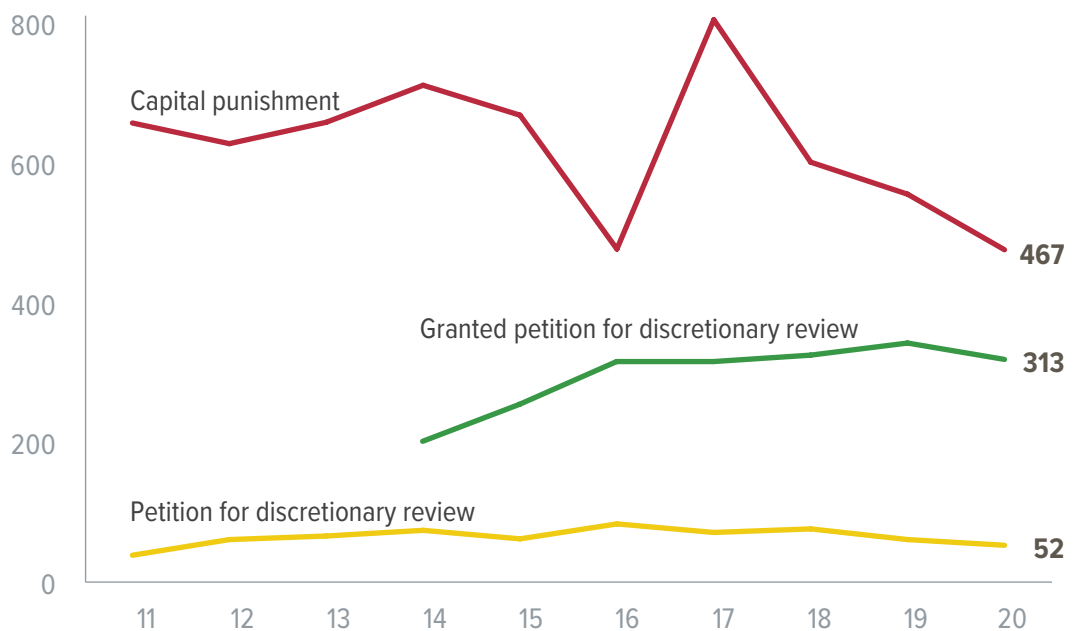
Habeas corpus relief was granted in most of the cases that were filed and set (granted review).



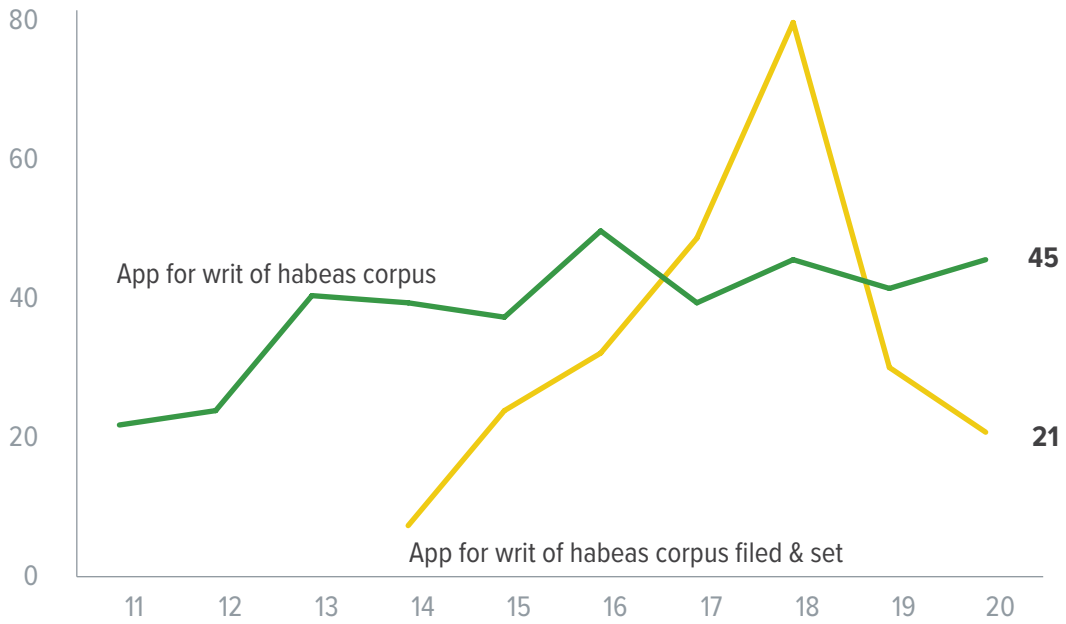
Review was granted in 1 percent of original proceedings.



The average time from filing to disposition for cases involving capital punishment decreased for third year in a row to 467 days. Time to disposition for petitions for discretionary review and granted petitions for review also decreased from the previous year.



The average time to disposition for habeas corpus applications increased slightly from the previous year, while the time to disposition for applications that were accepted for review (filed and set) declined sharply.

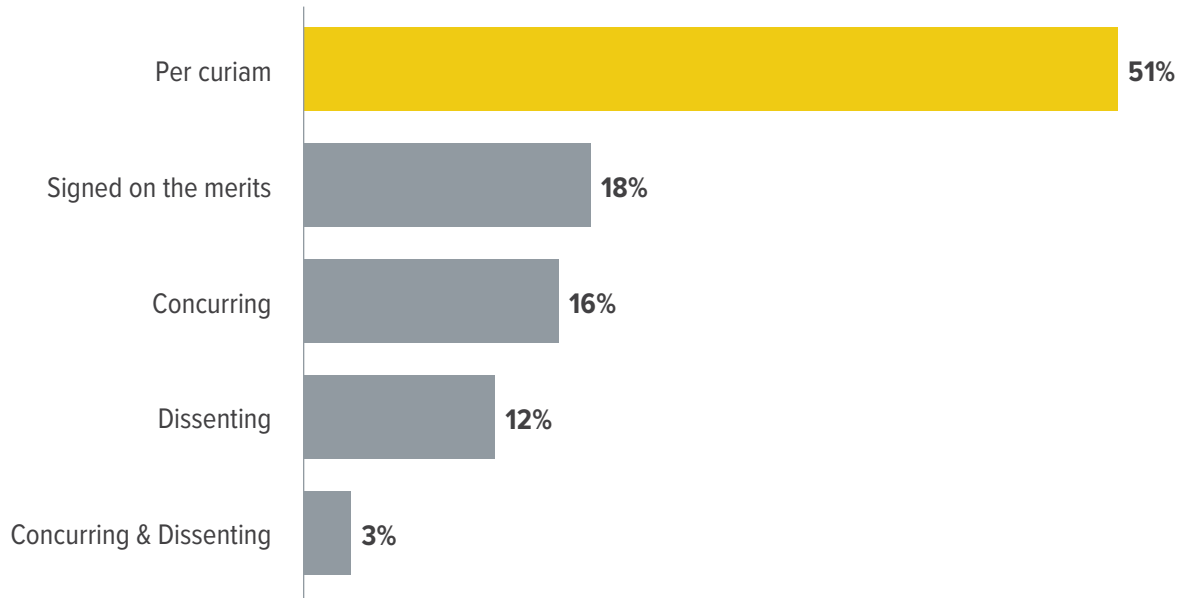


OPINIONS

The number of opinions issued by the Court of Criminal Appeals declined 21 percent from the previous year.



Slightly more than half of opinions issued were per curiam.



Court-Level Trends

Courts of Appeals

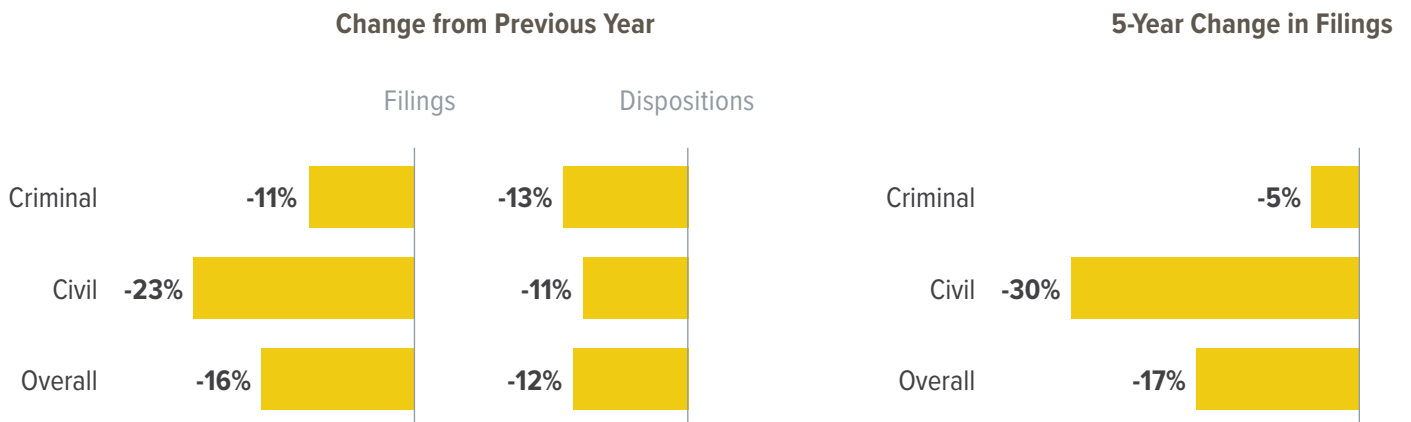
CASES FILED

The number of criminal filings decreased by 23 percent from the previous year. After the highest civil filing rate in the history of the courts of appeals in 2019, the number of civil cases added decreased by 11 percent from the previous year.



CHANGE IN CASES FILED

Civil and criminal filings and dispositions all declined from the previous year.



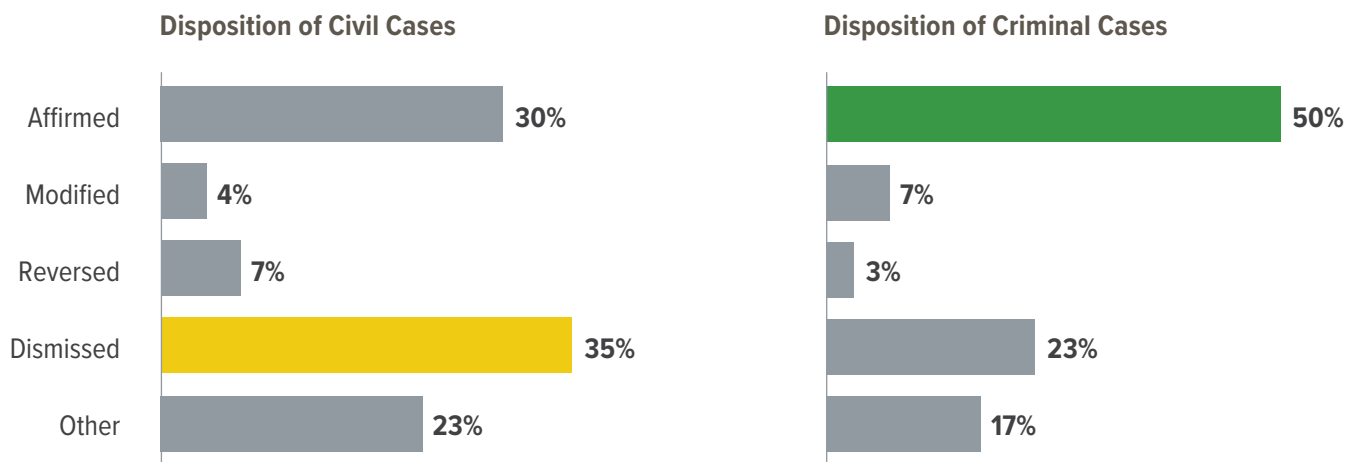
CLEARANCE RATES

The clearance rate for criminal cases was 114 percent and was the highest since 2001. The civil case clearance rate declined by 3 percentage points from the previous year to 96 percent in 2020, the lowest civil clearance rate since 2008.



CASE DISPOSITIONS

In 2020, the largest share of civil cases was dismissed, while the largest share of criminal cases was affirmed.

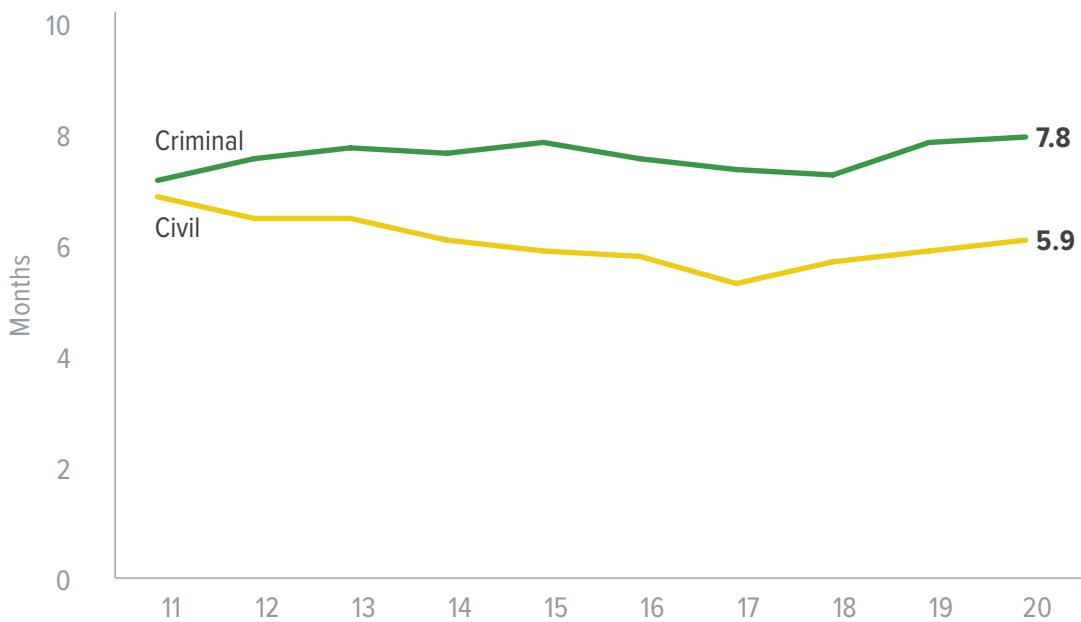


CASE PROCESSING TIMES IN MONTHS

The average time in months between submission and disposition for civil and criminal cases increased slightly from the previous year.

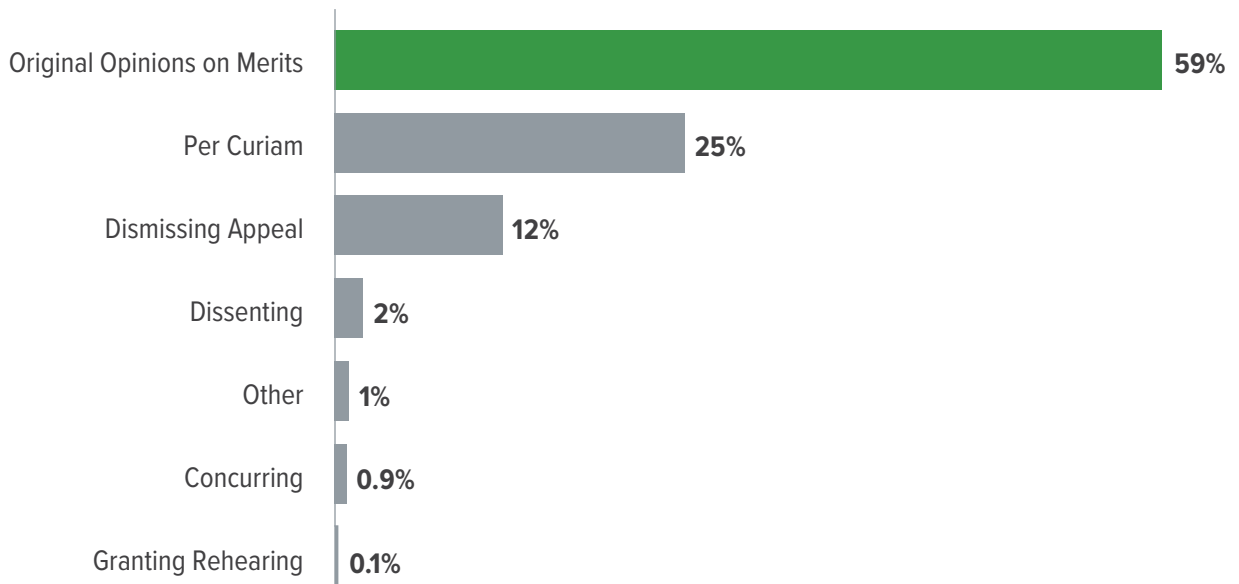


The average time in months between filing and disposition for civil and criminal cases increased slightly over each of the last two years.



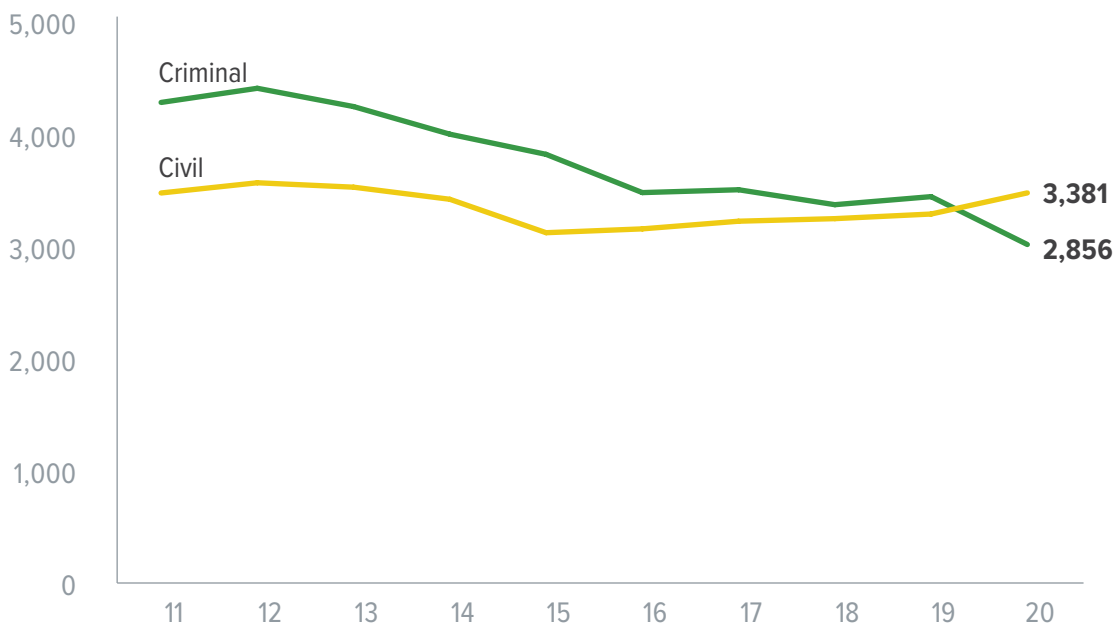
OPINIONS

8,744 opinions were issued in 2020. Nearly 60 percent of those opinions were original opinions on the merits.



CASES PENDING AT END OF YEAR

The number of criminal cases pending statewide decreased by 15 percent from the previous year and was the lowest since at least 1984. The number of civil cases pending increased slightly over each of the last 5 years. The 7 percent increase in 2020 was the highest percentage increase since 1998.

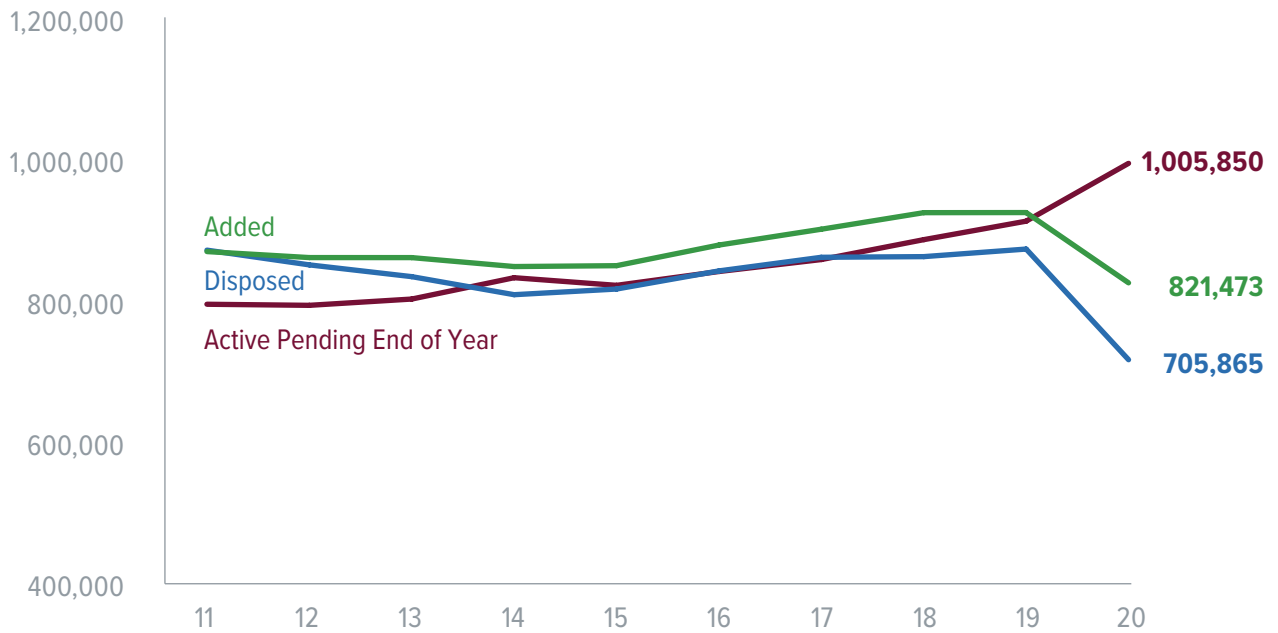


Court-Level Trends

District Courts

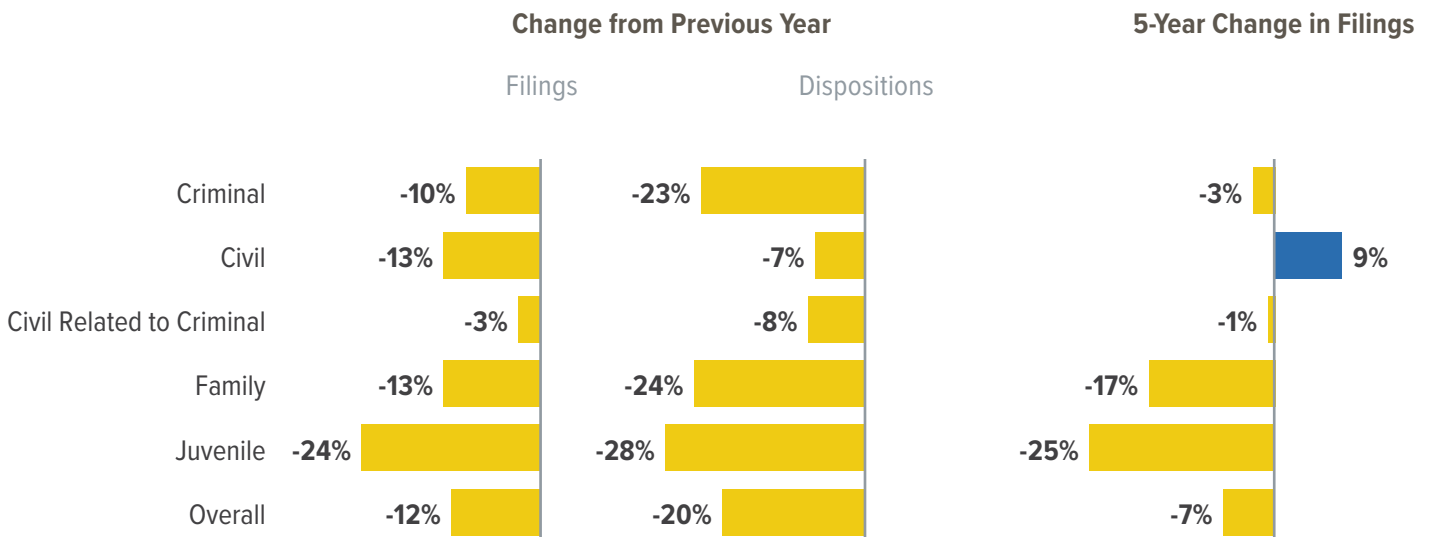
CASES FILED

After 4 years of growth, filings and dispositions decreased significant from the previous year due to the pandemic. Filings declined by 12 percent, but dispositions fell by 20 percent, leading to a 10 percent increase in active pending cases.



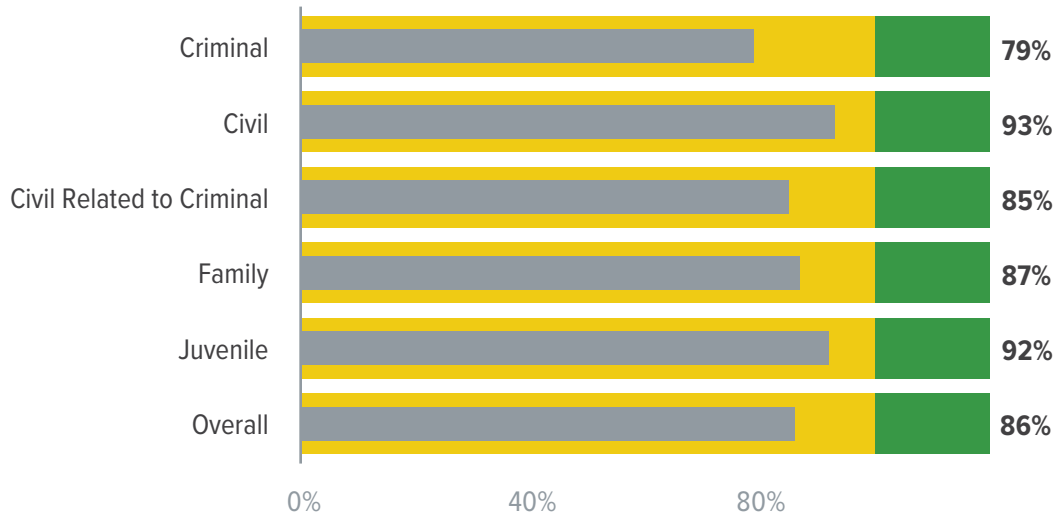
CHANGE IN CASES FILED

Filings decreased in all case categories in 2020. Civil cases were the only category with a number of filings greater than the number filed 5 years ago.

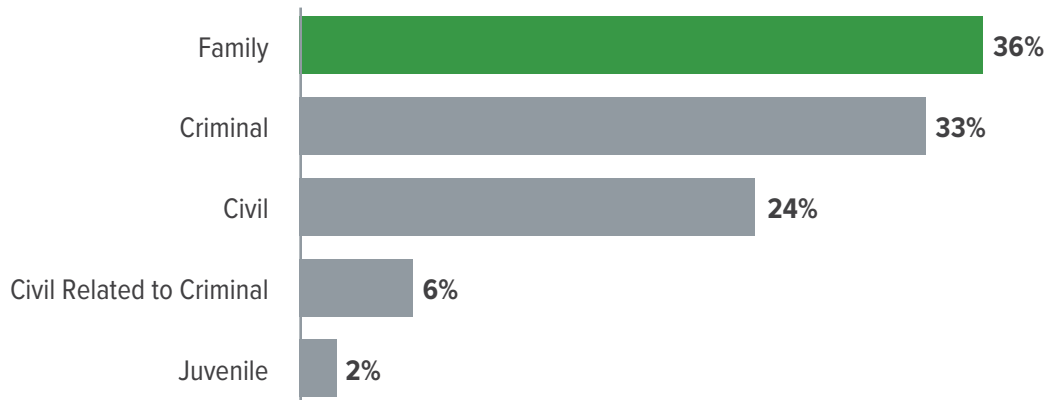


CLEARANCE RATES

The clearance rates for all case types were below 100 percent, indicating that backlogs were growing, particularly in the criminal caseload.

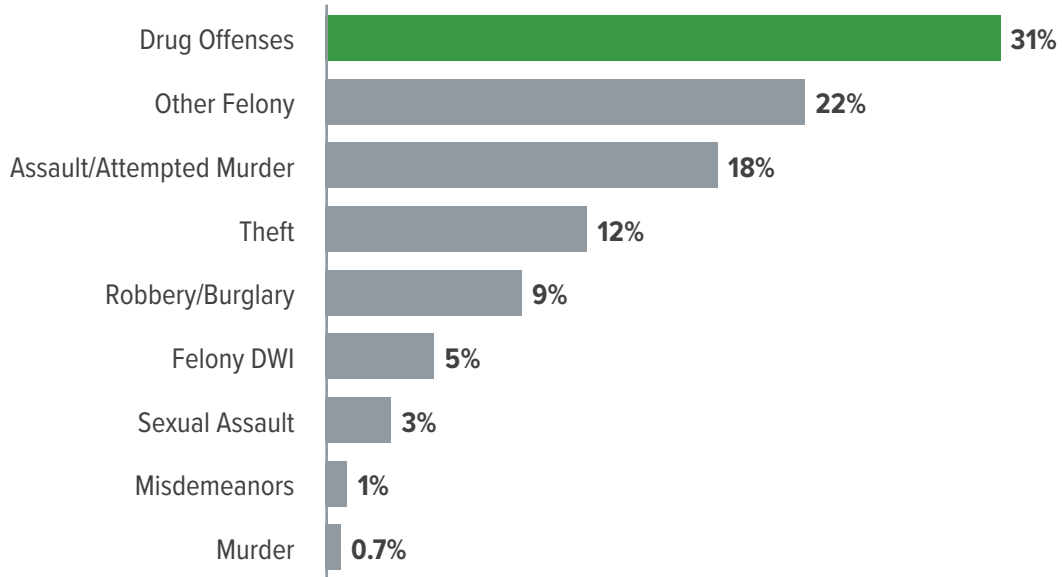


Thirty-six percent of the almost 821,000 cases filed in district courts were family cases. Criminal cases filed accounted for one-third of the total cases filed.

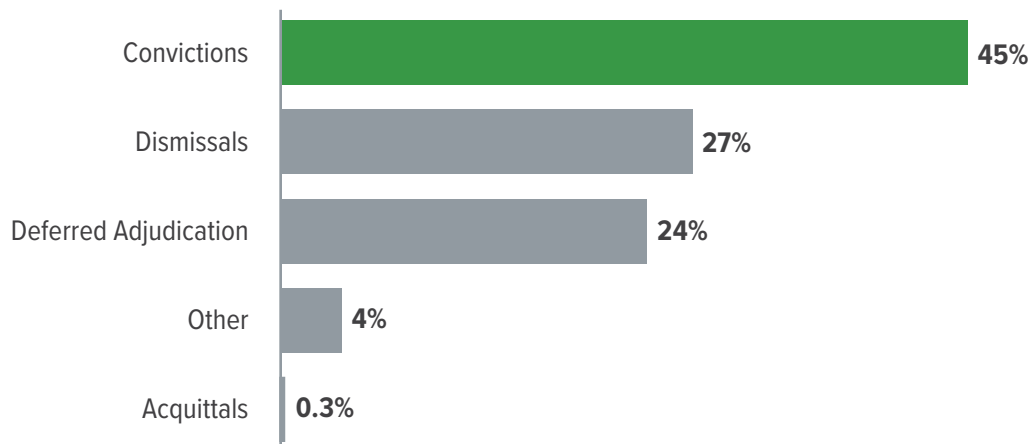


Criminal Cases

Drug cases accounted for more than 30 percent of the approximately 269,000 criminal cases filed.




Convictions accounted for 45 percent of the almost 169,000 criminal cases disposed (excluding motions to revoke probation or community supervision).



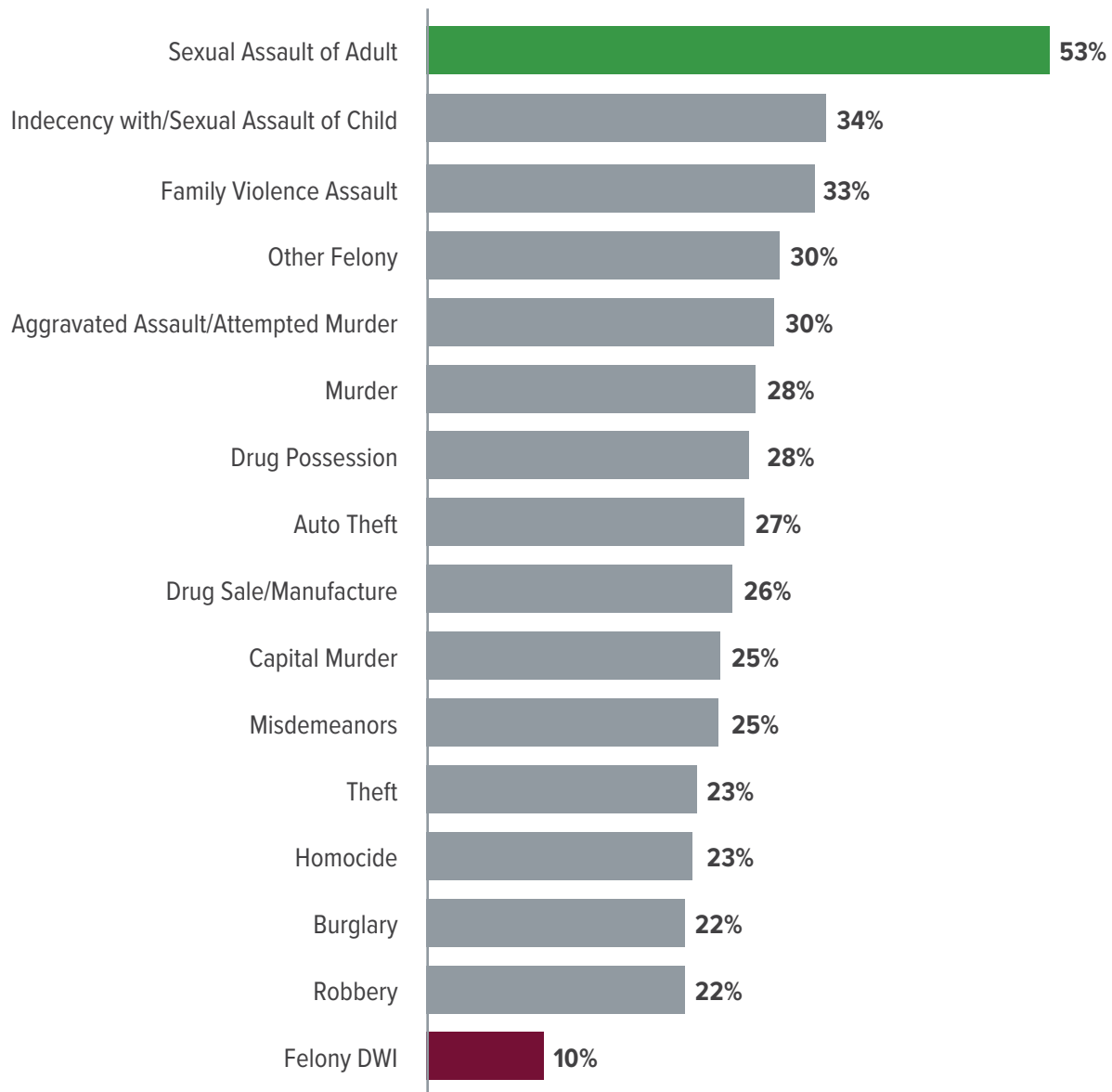
Most convictions resulted from a guilty or no contest plea.



Most trials by judge and trials by jury resulted in conviction. Defendants were most likely to be acquitted after a jury trial.

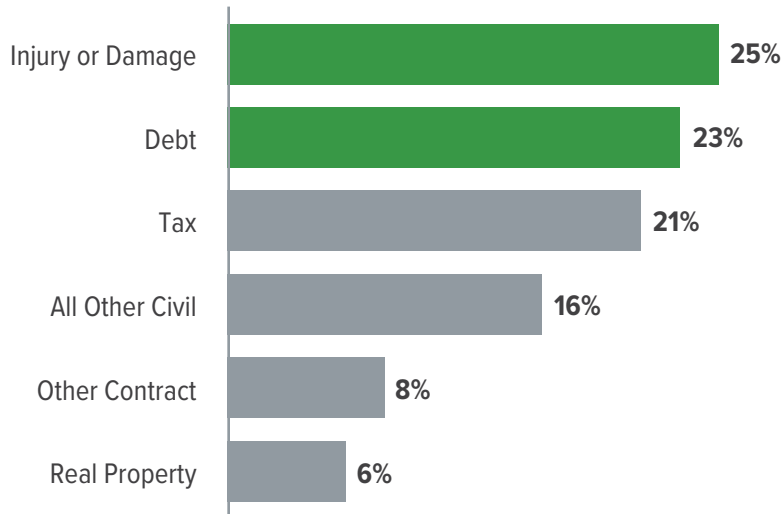


Acquittal rates by a jury were highest in cases involving sexual assault of an adult and lowest in felony DWI cases.

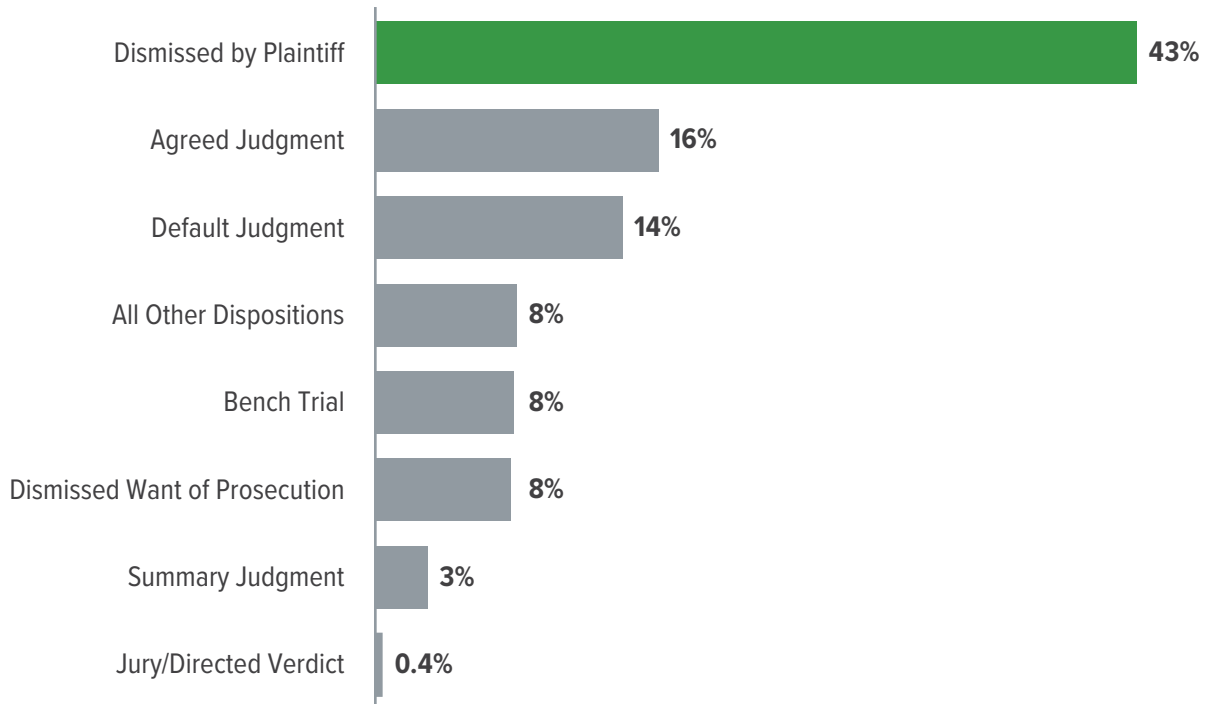


Civil Cases

Injury or damage and debt cases each accounted for about a quarter of the nearly 193,000 civil cases filed in 2020, not including the more than 46,000 civil cases related to criminal matters filed that same year. More than 75 percent of the injury or damage cases involved a motor vehicle.

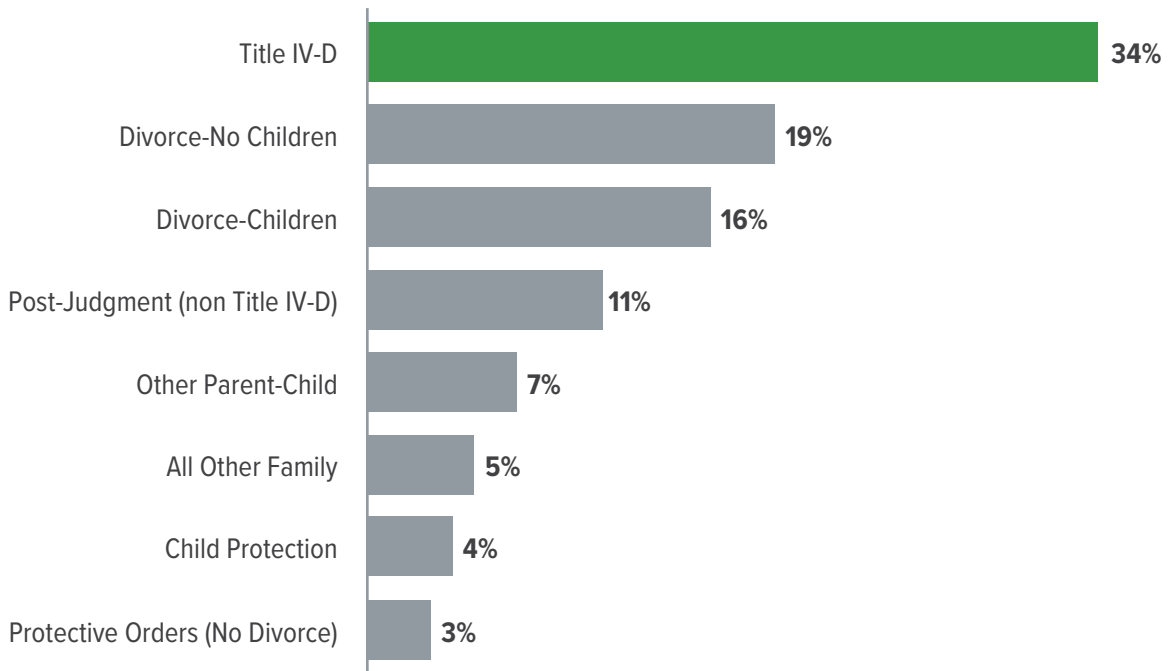


Excluding civil cases related to criminal matters, more than 40 percent of the nearly 180,000 cases disposed of were dismissed by the plaintiff.

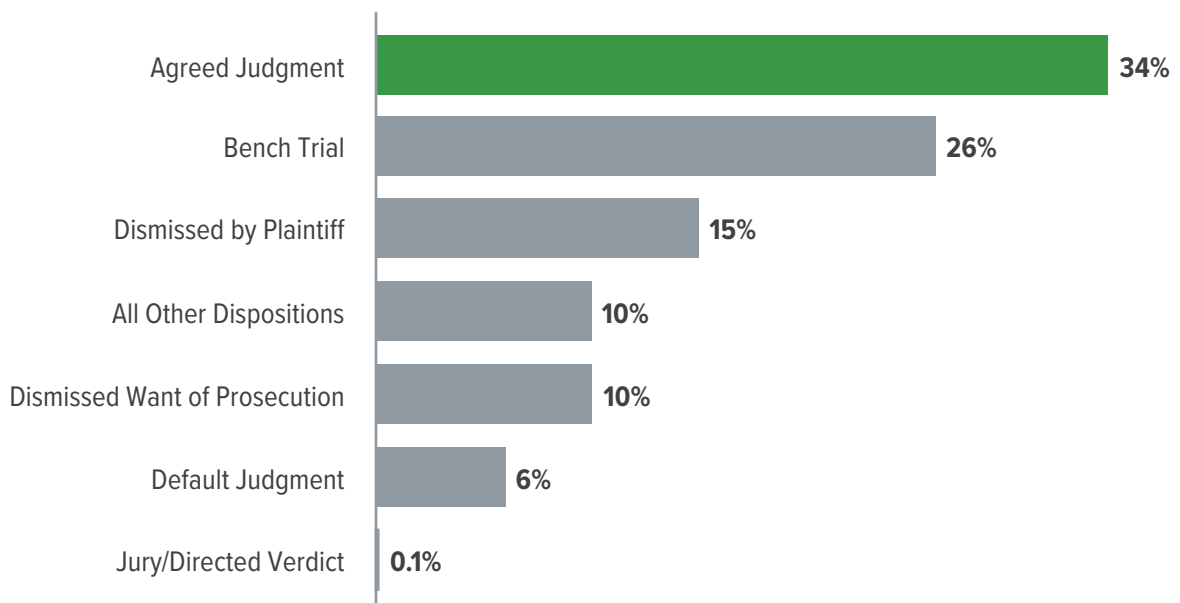


Family Cases

Title IV-D (child support) cases accounted for approximately one-third of the more than 297,000 family cases filed.

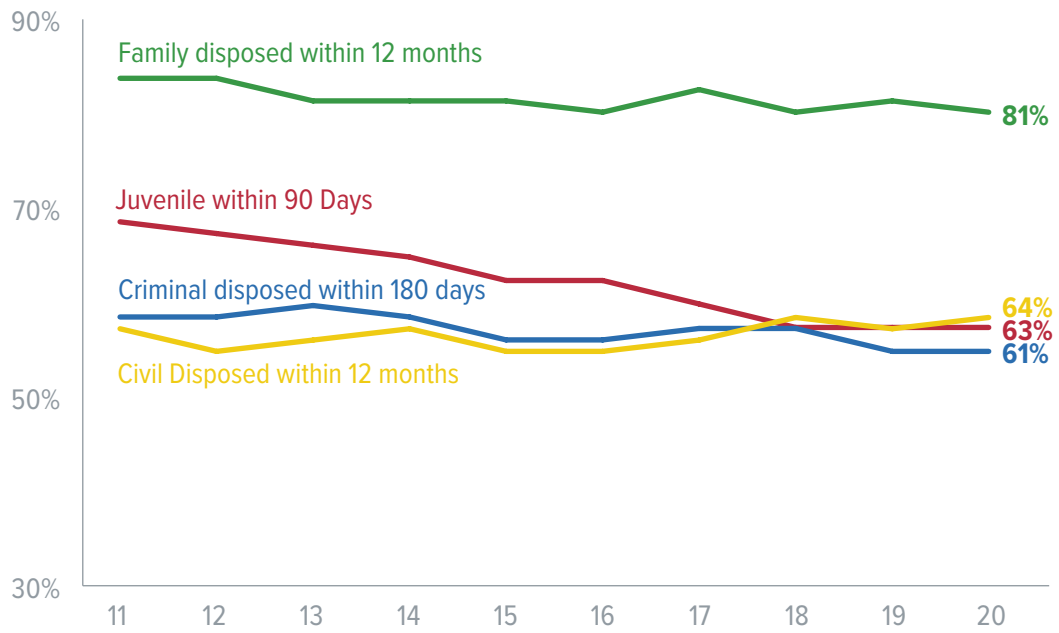


Agreed judgments accounted for the largest share of the more than 259,000 family cases disposed.



CASE PROCESSING TIMES

Case processing times remained relatively unchanged from the previous year.

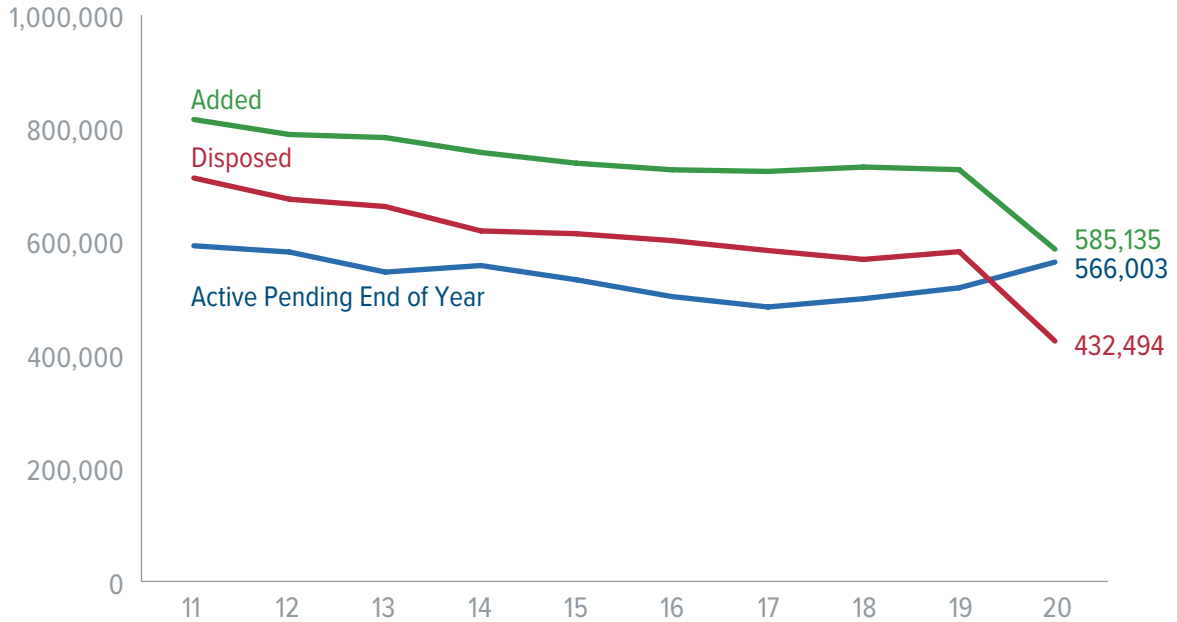


Court-Level Trends

Statutory County Courts

CASELOAD AND OUTCOMES

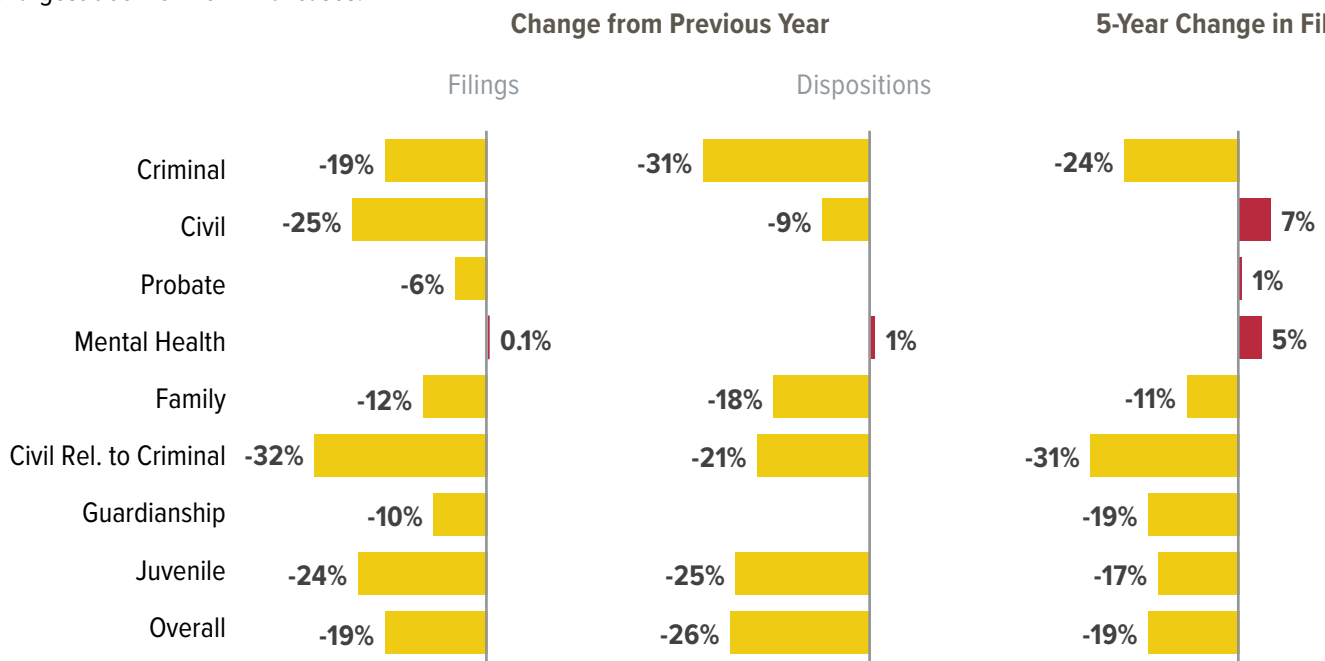
In 2020, filings declined by 19 percent and dispositions decreased by 26 percent, resulting in an 8 percent increase in cases pending at the end of the fiscal year.



Probate and mental health case dispositions and pending cases not included.

CHANGE IN CASES FILED

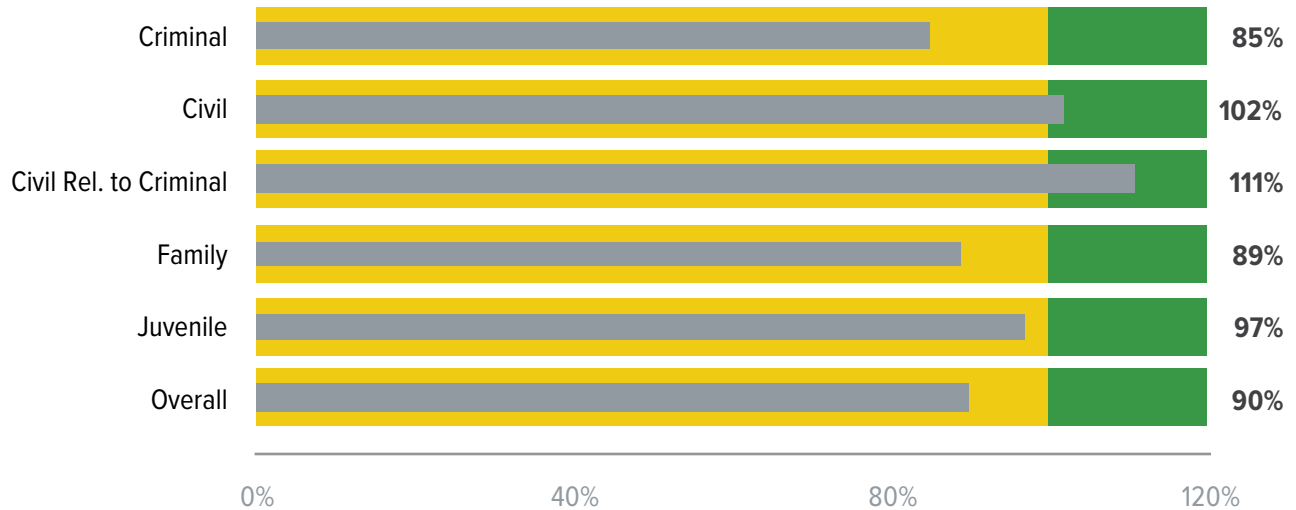
Filings declined in every case category except for involuntary mental health commitments. The most substantial change occurred in civil cases related to criminal matters. Dispositions also declined in every case category except for mental health commitments, with the largest decline in criminal cases.



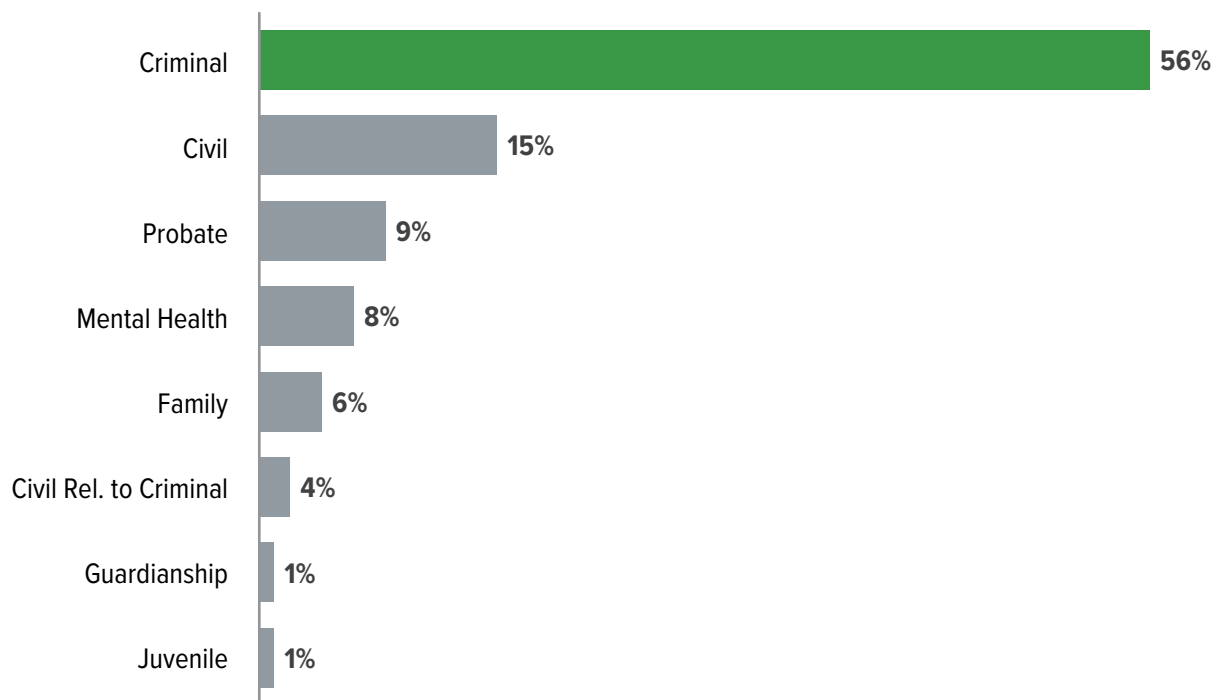
* Data on probate and guardianship case dispositions are not collected.

CLEARANCE RATES

Despite challenging and restrictive conditions due to the pandemic, the courts achieved clearance rates of more than 100 percent in civil cases and civil cases related to criminal matters. The juvenile clearance rate was also close to 100 percent. Clearance rates for criminal cases and family cases, however, indicated growing backlogs.

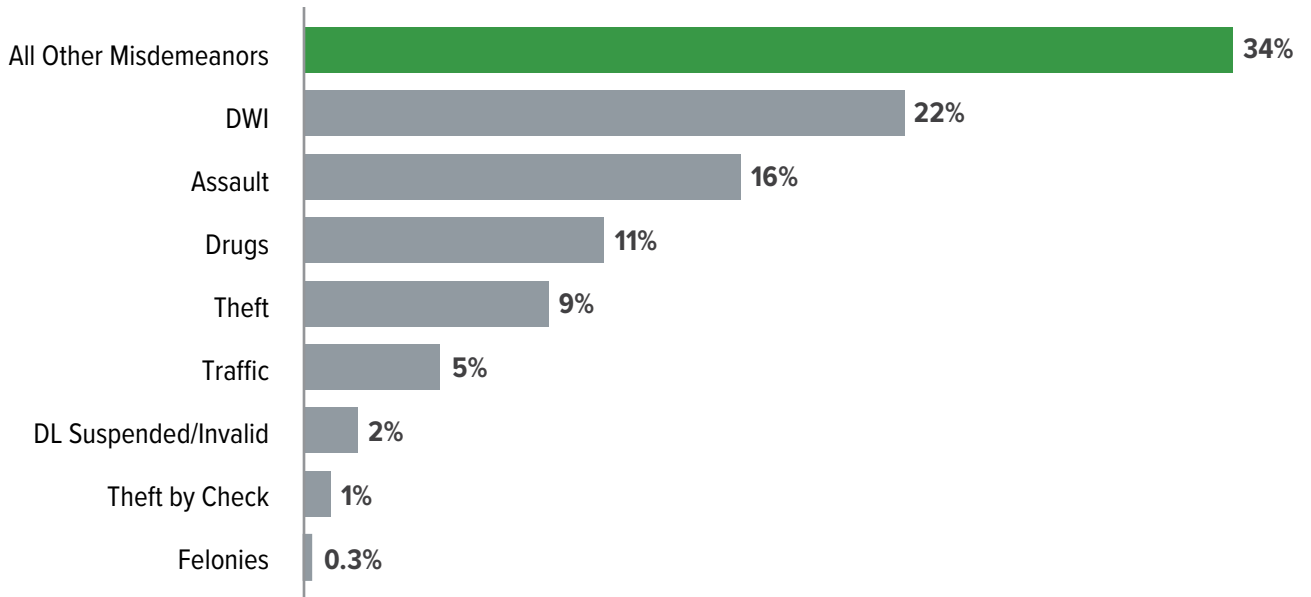


A majority of the approximately 585,000 cases filed in statutory county courts were criminal cases, the lowest percentage over the last decade. Involuntary mental health commitments grew to its highest percentage of the courts' caseload, surpassing family cases.

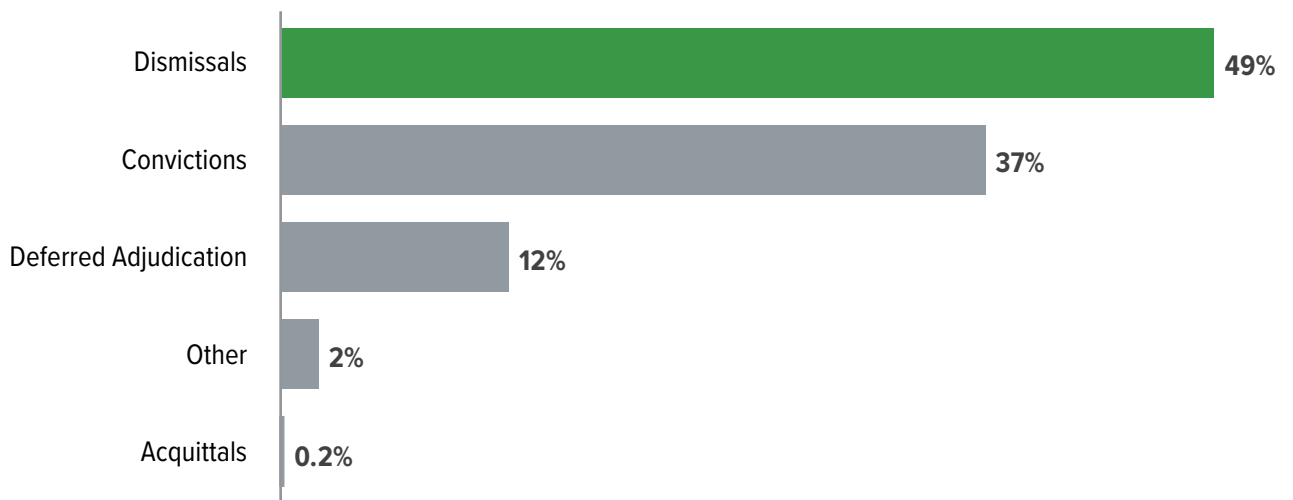


Criminal Cases

“All other misdemeanor” cases accounted for 34 percent of the more than 327,000 criminal cases filed.



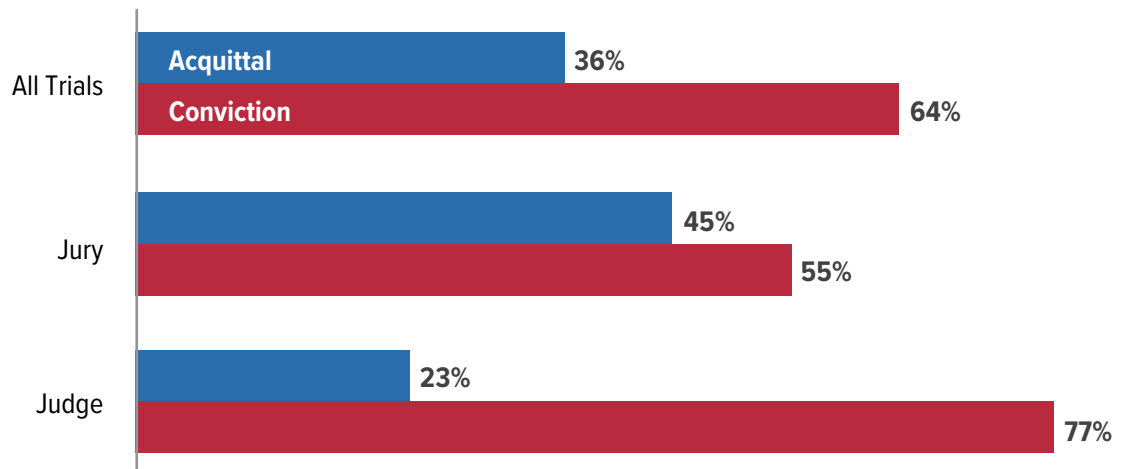
Dismissals, which had been increasing since 2014, accounted for almost half of the more than 261,000 criminal cases disposed (excluding motions to revoke probation or community supervision) in 2020, a new high. Convictions, which had been declining since 2014, reached a new low of 37 percent.



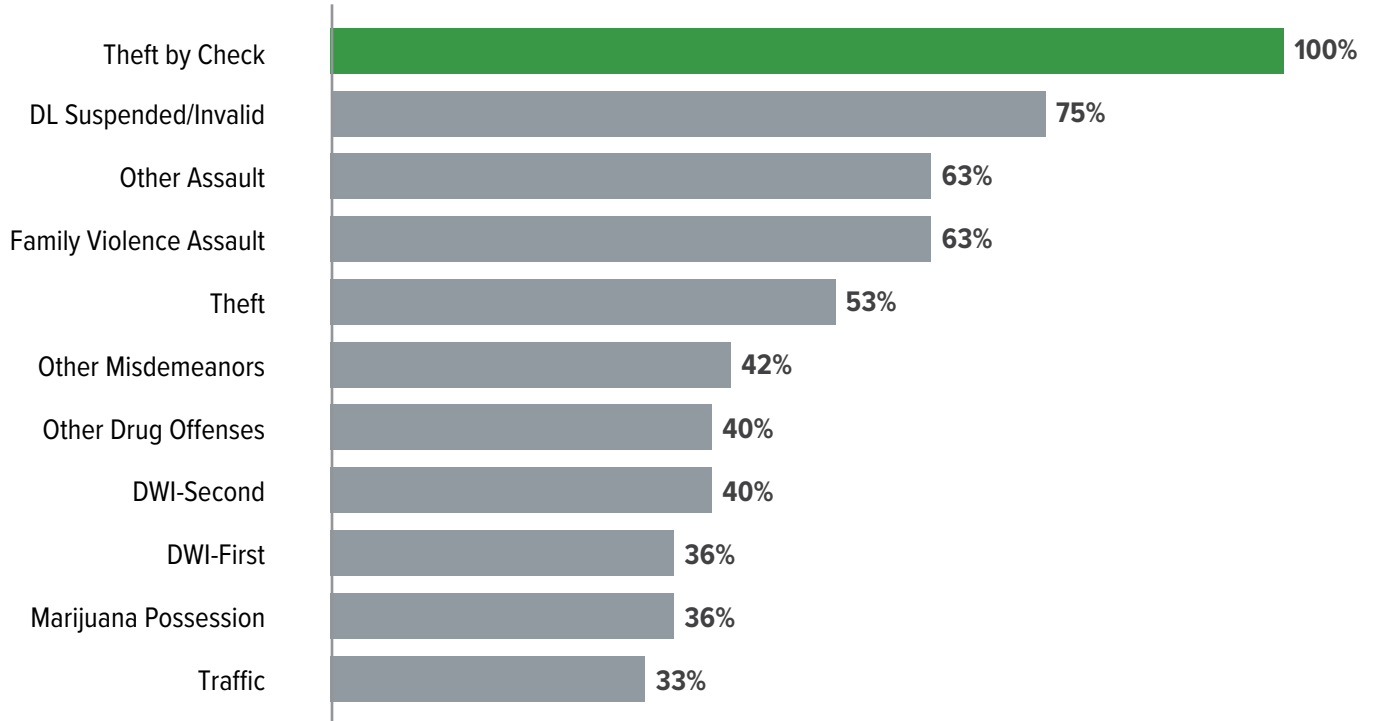
Most convictions resulted from a guilty or no contest plea. Although always very low, the percentage of convictions resulting from a jury trial or trial by judge declined slightly in 2020 due to pandemic-related restrictions on in person proceedings.



Overall, 64 percent of trials resulted in conviction. Defendants were more likely to be acquitted in jury trials than in trials by judge.

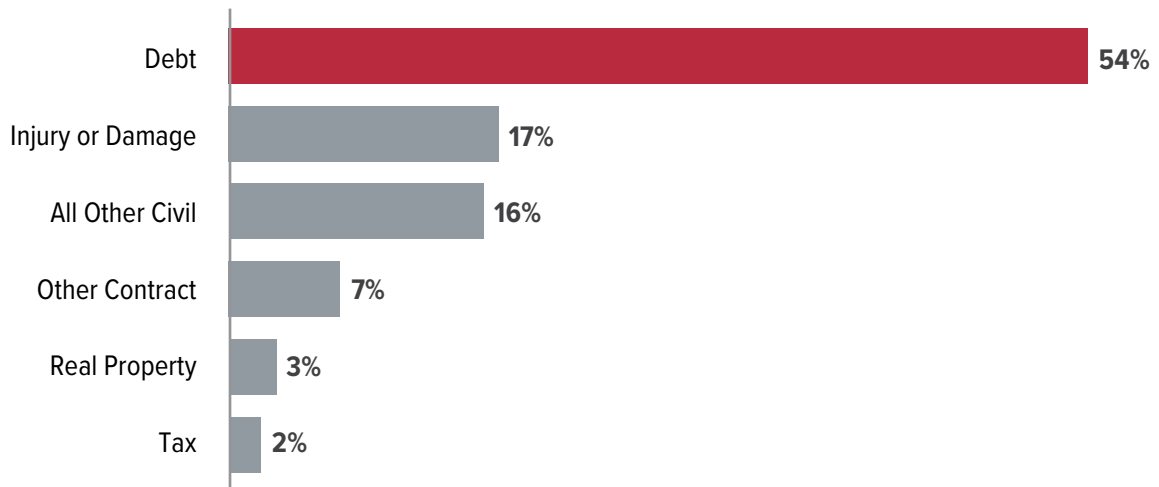


Acquittal rates by a jury were the highest in theft by check cases and lowest in traffic cases.

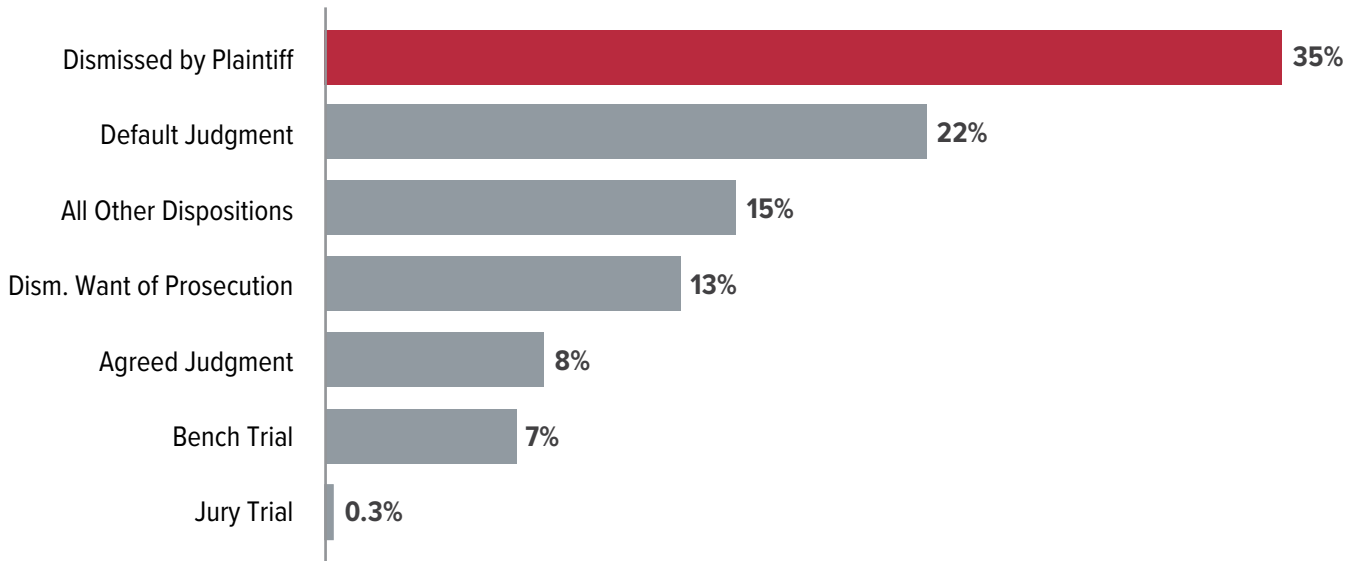


Civil Cases

Excluding the close to 22,000 civil cases related to criminal matters (i.e., bond forfeiture, occupational license, nondisclosure, and other matters), debt cases accounted for more than half of the 89,000 other civil cases filed.

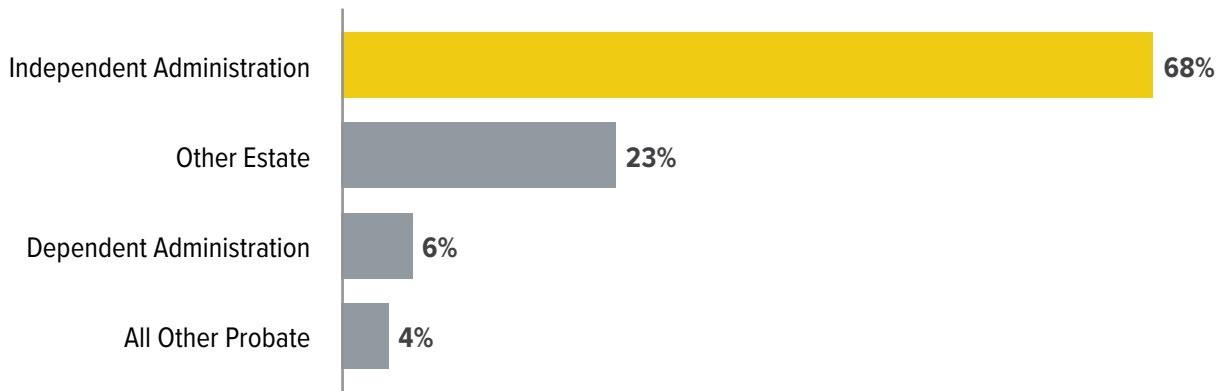


Excluding civil cases related to criminal matters, more than one-third of the approximately 91,000 cases disposed of were dismissed by the plaintiff, and another 22 percent resulted in a default judgment.



Probate and Guardianship Cases

More than two-thirds of the 50,000 probate cases filed were estate cases involving an application for independent administration.

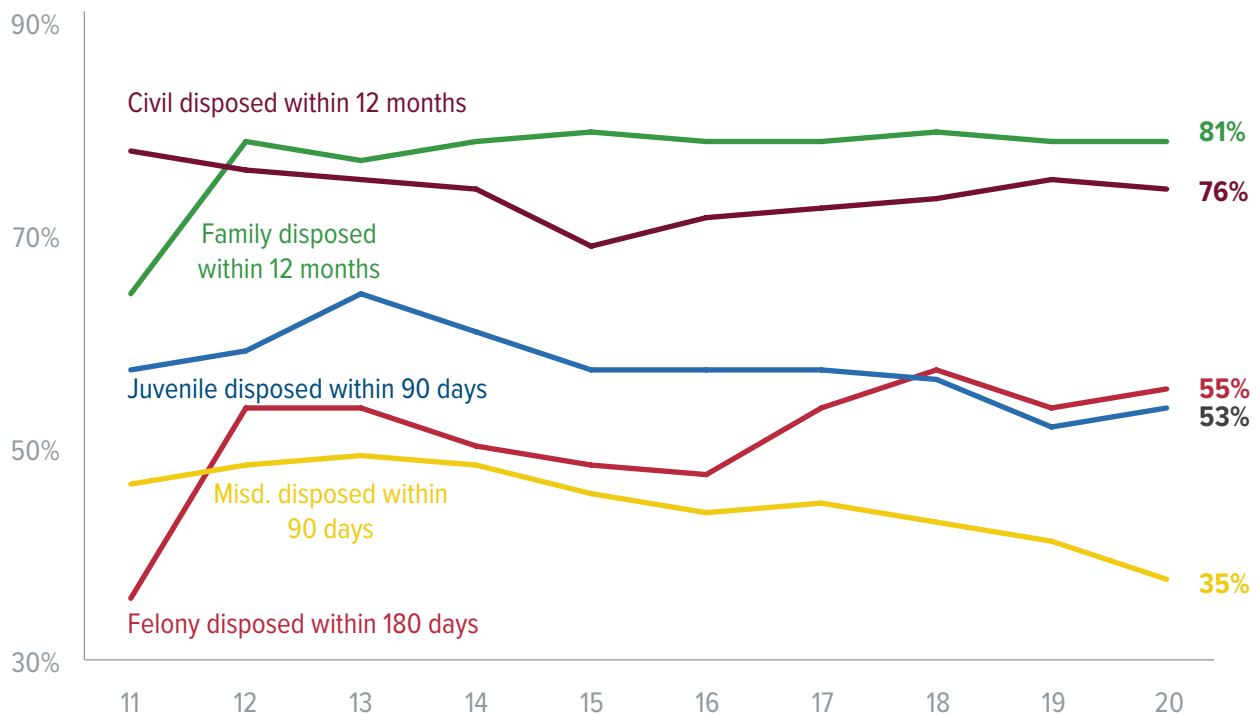


Most of the nearly 7,700 guardianship cases filed in 2020 related to the guardianship of an adult.



CASE PROCESSING TIMES

The percentage of misdemeanor cases disposed within 90 days declined for the third consecutive year. The percentage of civil cases disposed within 12 months decreased slightly, while the percentage of family cases within 12 months remained nearly constant. Time to disposition for juvenile and felony cases improved slightly.



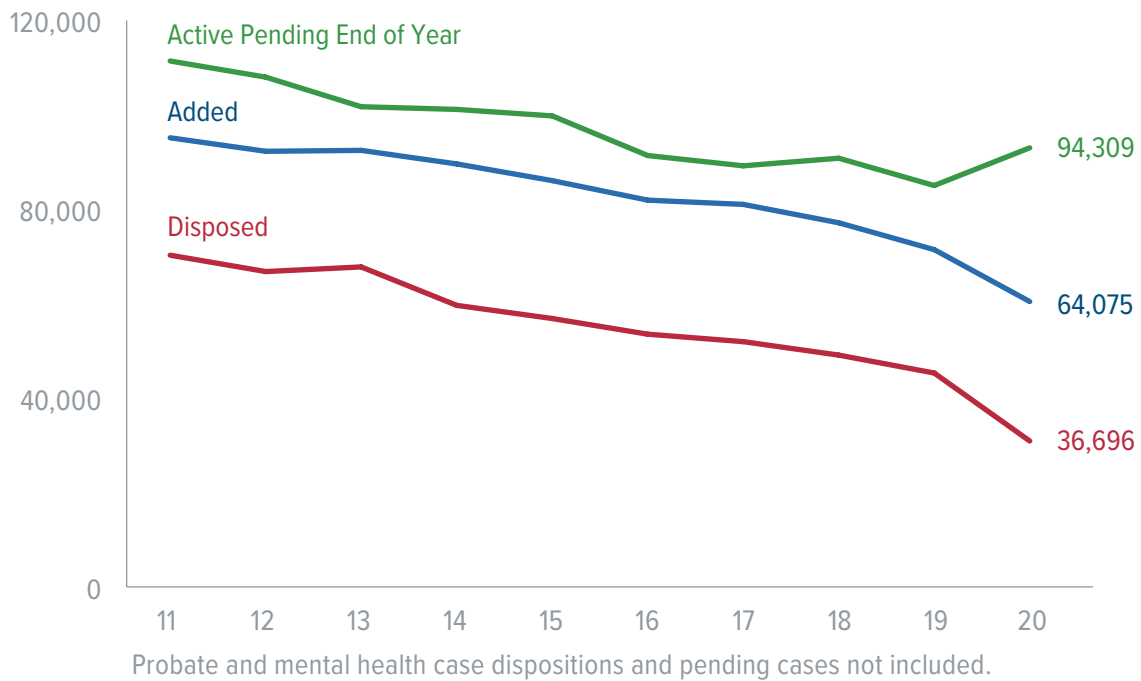
Court-Level Trends

Constitutional County Courts

In 2020, the county judge in 42 counties either had no judicial function or assisted only on an as-needed basis with cases filed in another court.

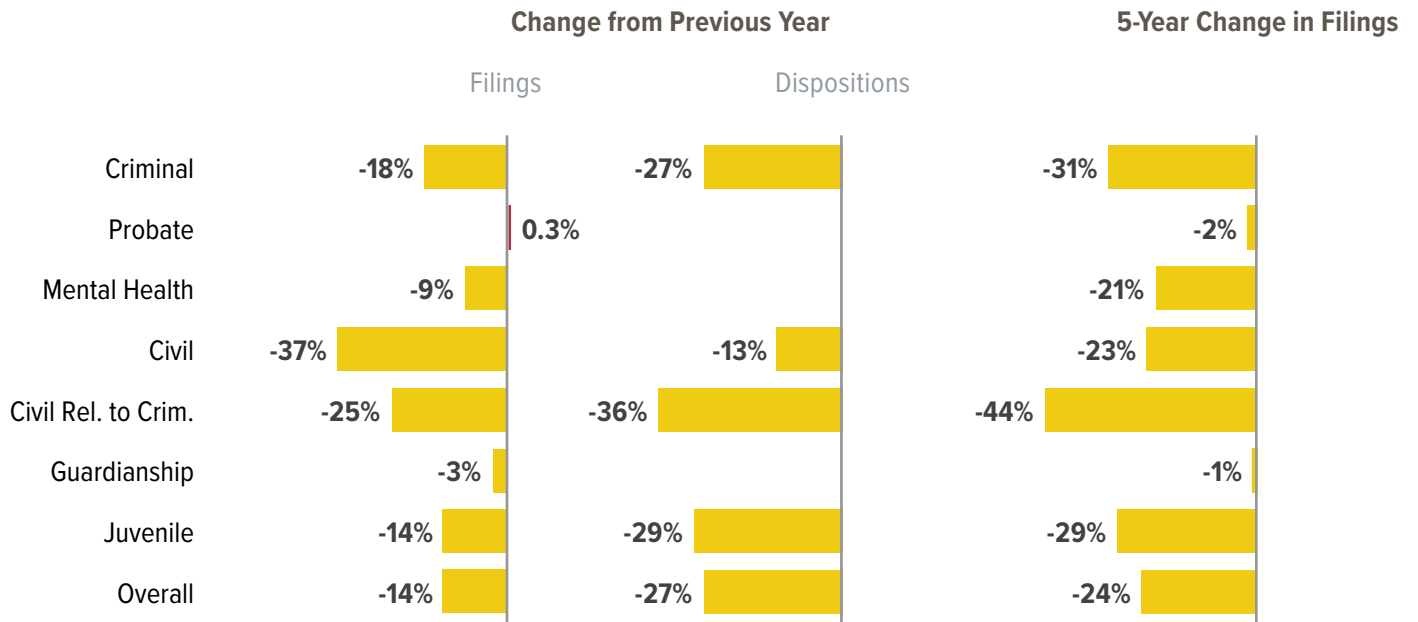
CASELOAD AND OUTCOMES

Filings declined in each of the last 10 years, with the most significant decline occurring in 2020. Filings declined 14 percent from 2019, and dispositions declined by 27 percent, resulting in a 9 percent increase in cases pending at the end of the fiscal year.



CHANGE IN CASES FILED

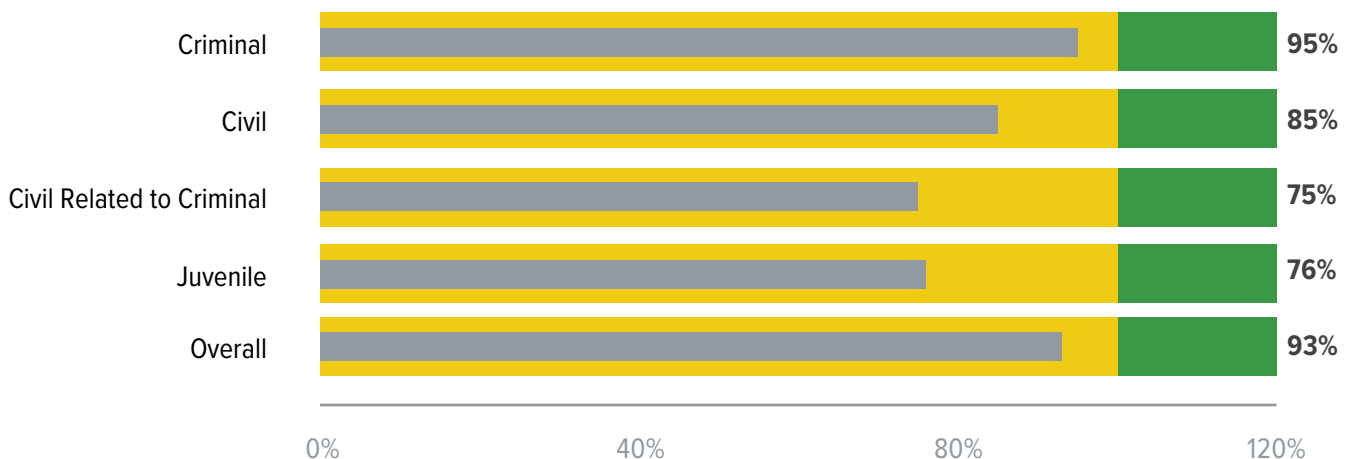
Filings declined in every case category except for probate. The most substantial change in filings and dispositions occurred in civil cases.



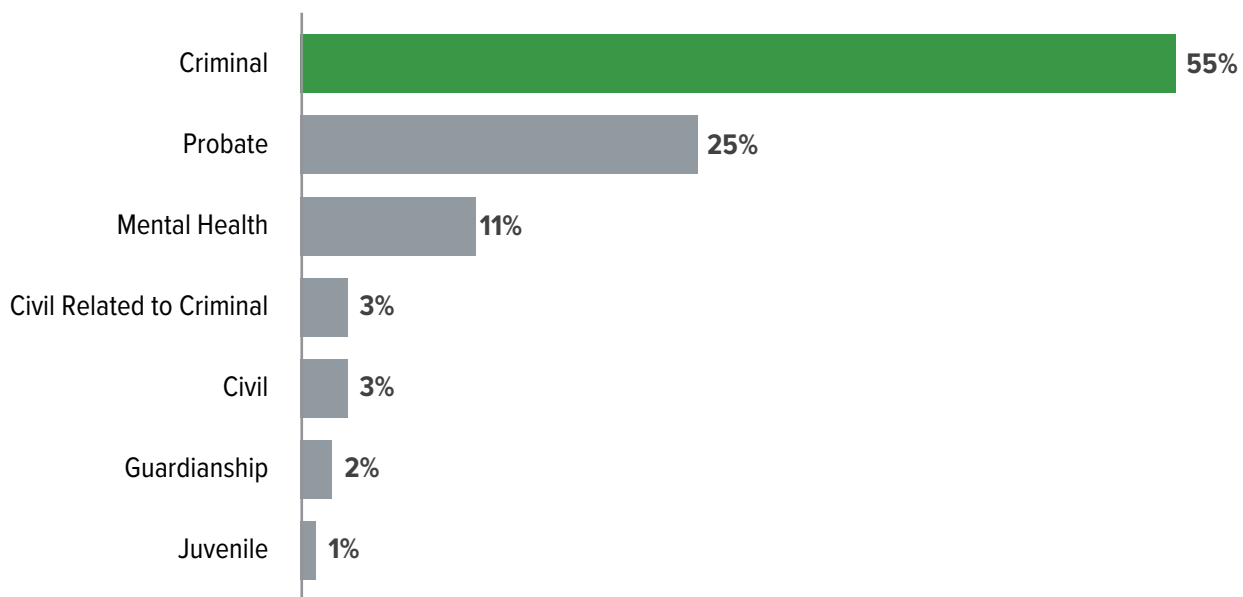
* Data on probate and guardianship case dispositions are not collected.

CLEARANCE RATES

The clearance rate in all case types was less than 100 percent, indicating growing backlogs.

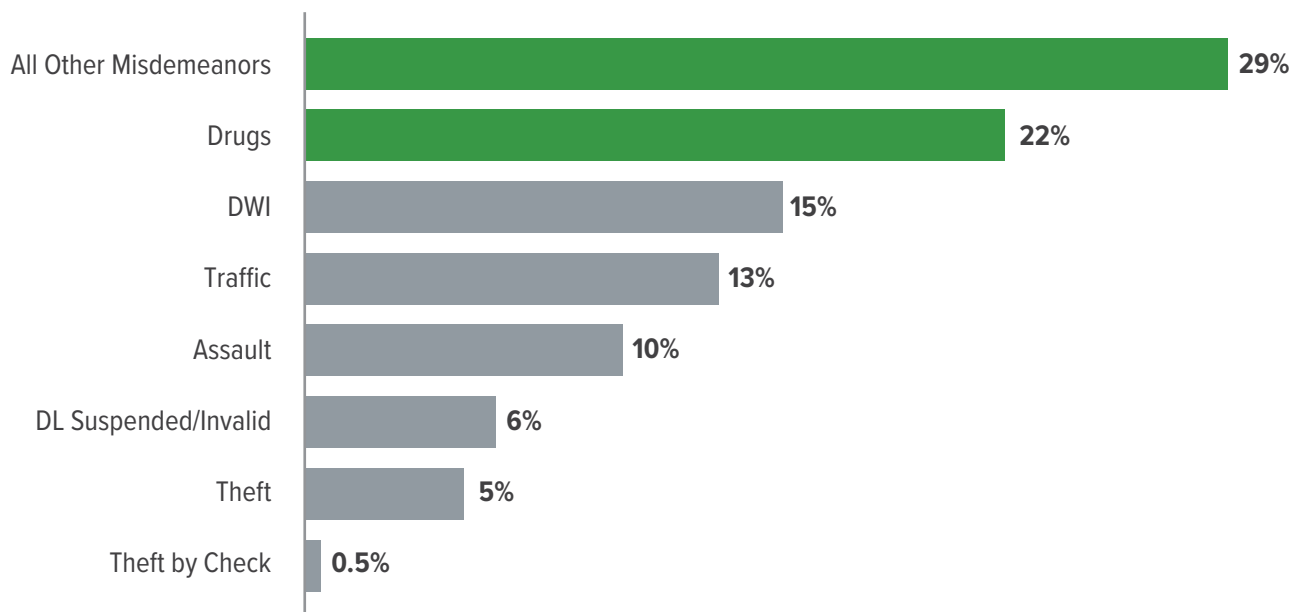


The majority of the more than 64,000 cases filed in constitutional county courts were criminal cases.

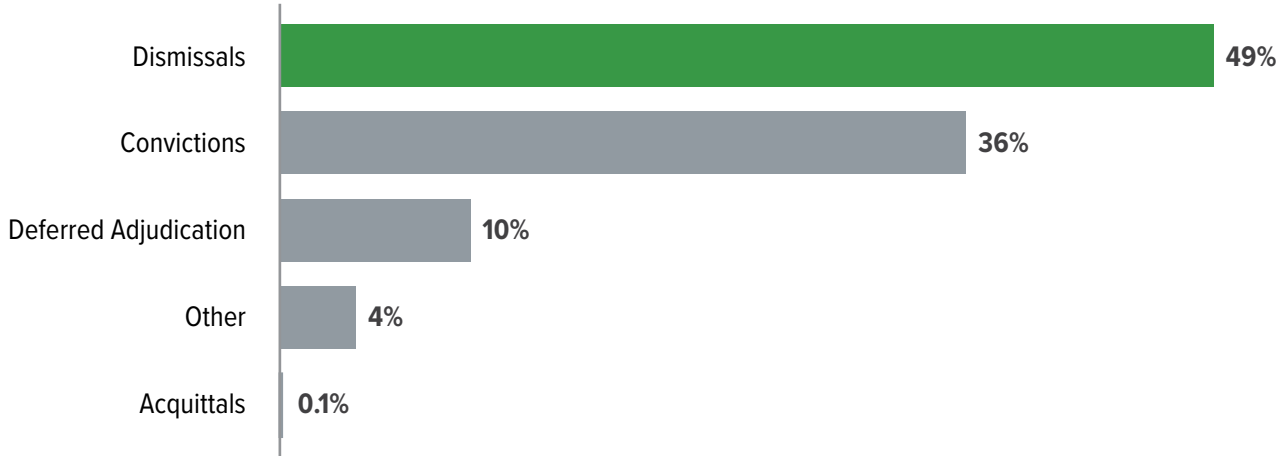


Criminal Cases

“All other misdemeanor” cases accounted almost 30 percent of the more than 35,000 misdemeanor cases filed, and drug cases accounted for more than a fifth of cases.



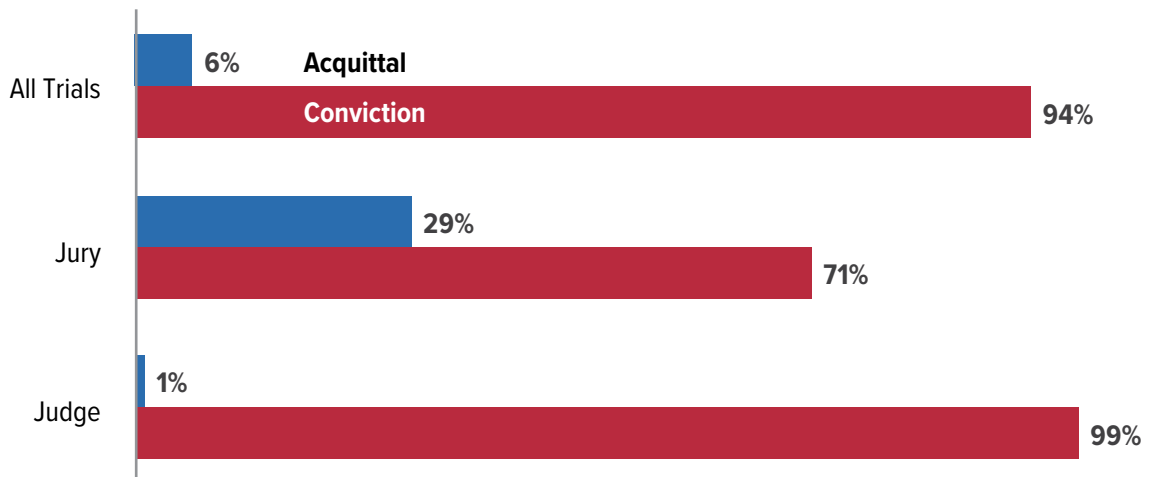
Almost half of the approximately 31,500 criminal cases disposed (excluding motions to revoke probation or community supervision), were dismissed, the highest rate in the last decade. Convictions declined to 36 percent of cases disposed.



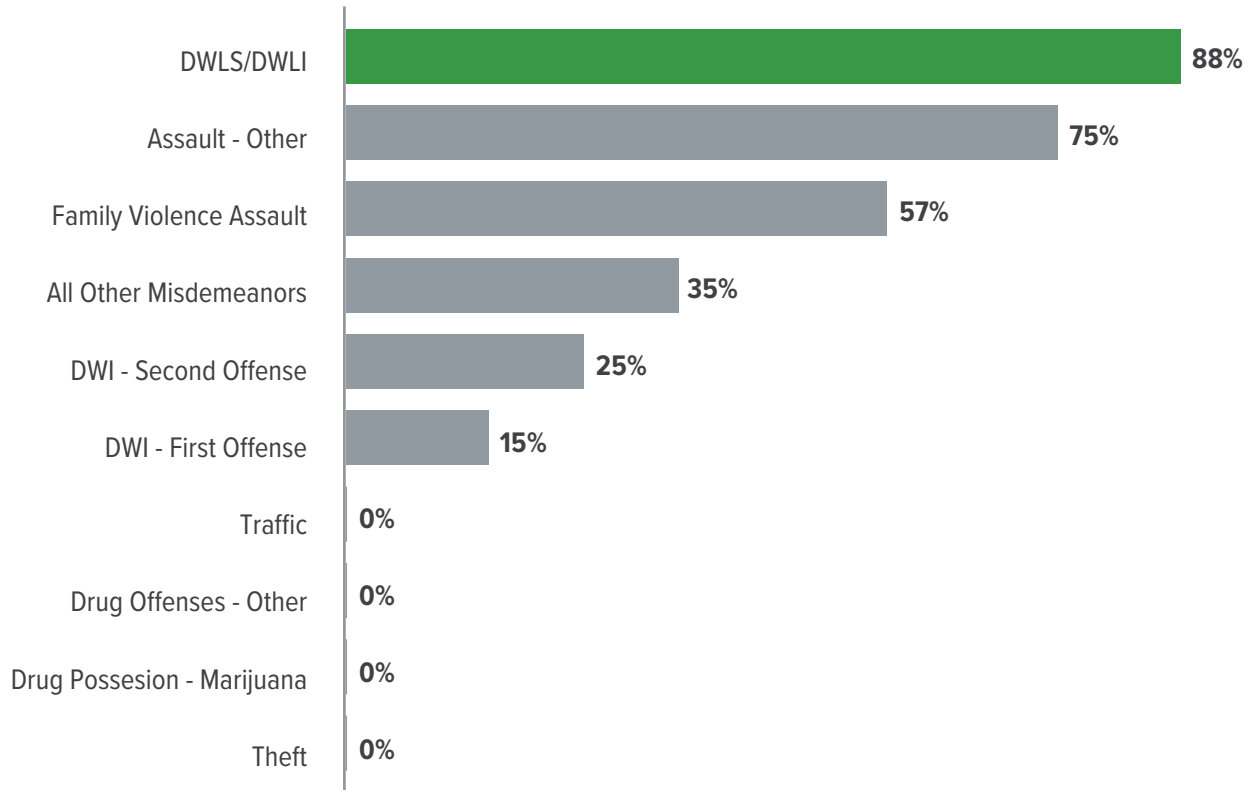
Most convictions resulted from a guilty or no contest plea.



Nearly all trials by judge resulted in conviction, while nearly 30 percent of jury trials resulted in acquittal.

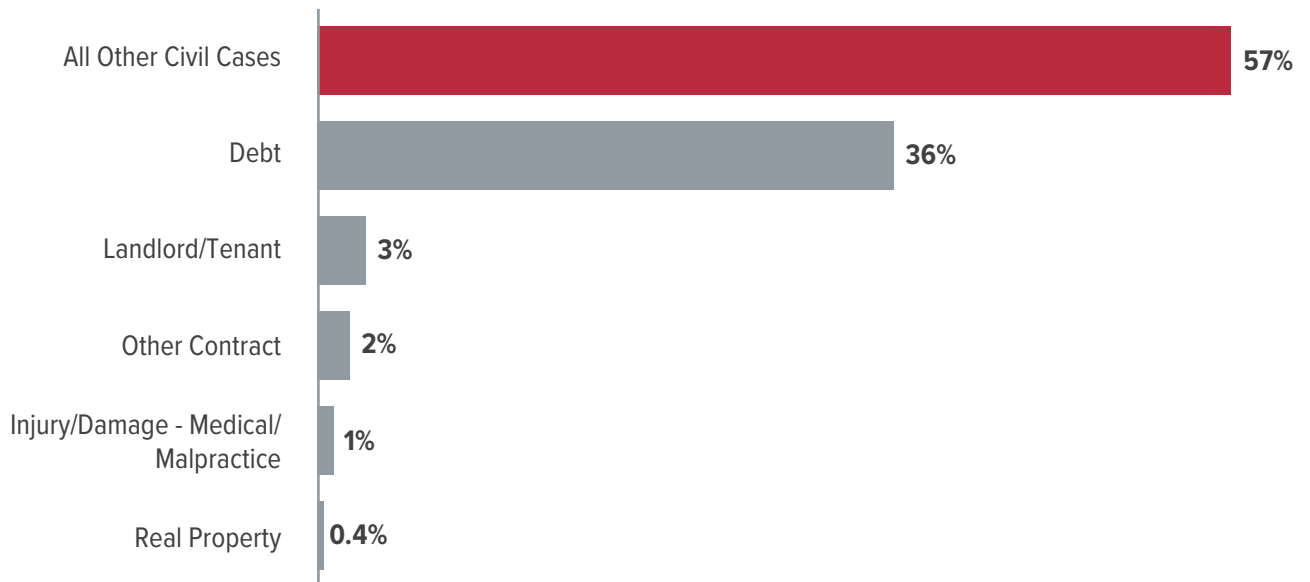


Acquittal rates by a jury were highest in cases involving a suspended or invalid driver’s license and lowest in traffic, drug, and theft cases.

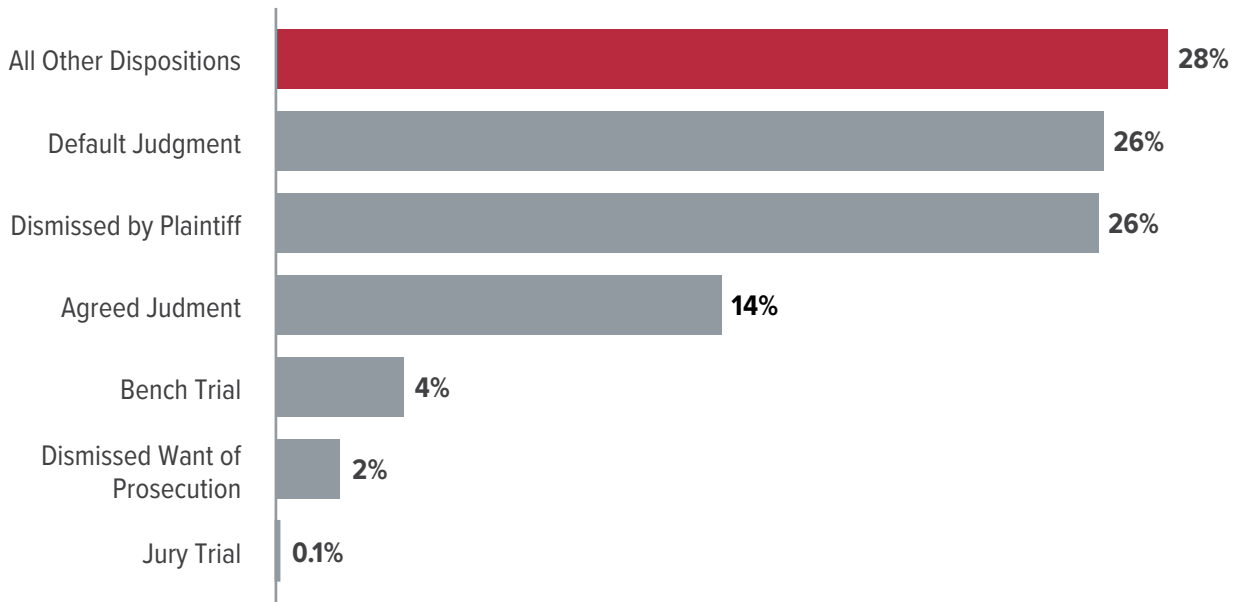


Civil Cases

Excluding the approximately 2,000 civil cases related to criminal matters (i.e., bond forfeiture, occupational license, and nondisclosure), the majority of the remaining 1,782 civil cases filed were classified as Other Civil. Debt cases accounted for the next largest share at 36 percent of the caseload.

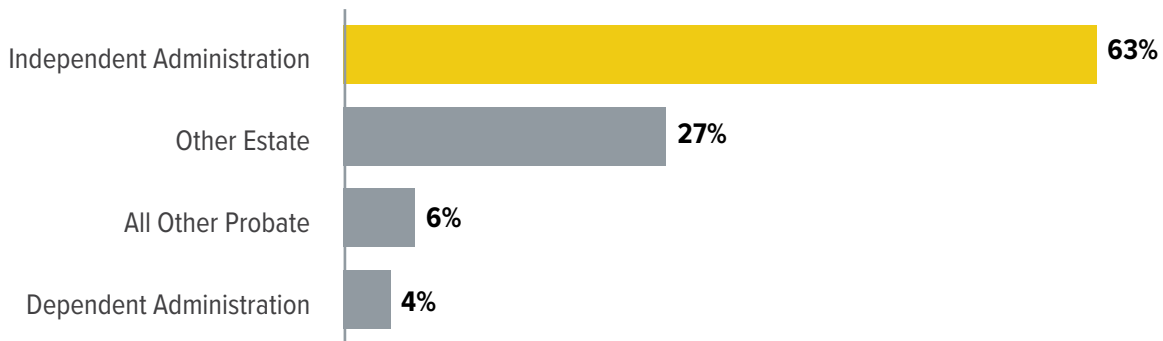


Excluding civil cases related to criminal matters, nearly 30 percent cases disposed were reported under “all other dispositions,” a catch-all category. Approximately one-quarter of cases resulted in a default judgment, and another quarter were dismissed by the plaintiff.



Probate and Guardianship Cases

More than 60 percent of the more than 16,000 probate cases filed were estate cases involving an application for independent administration.

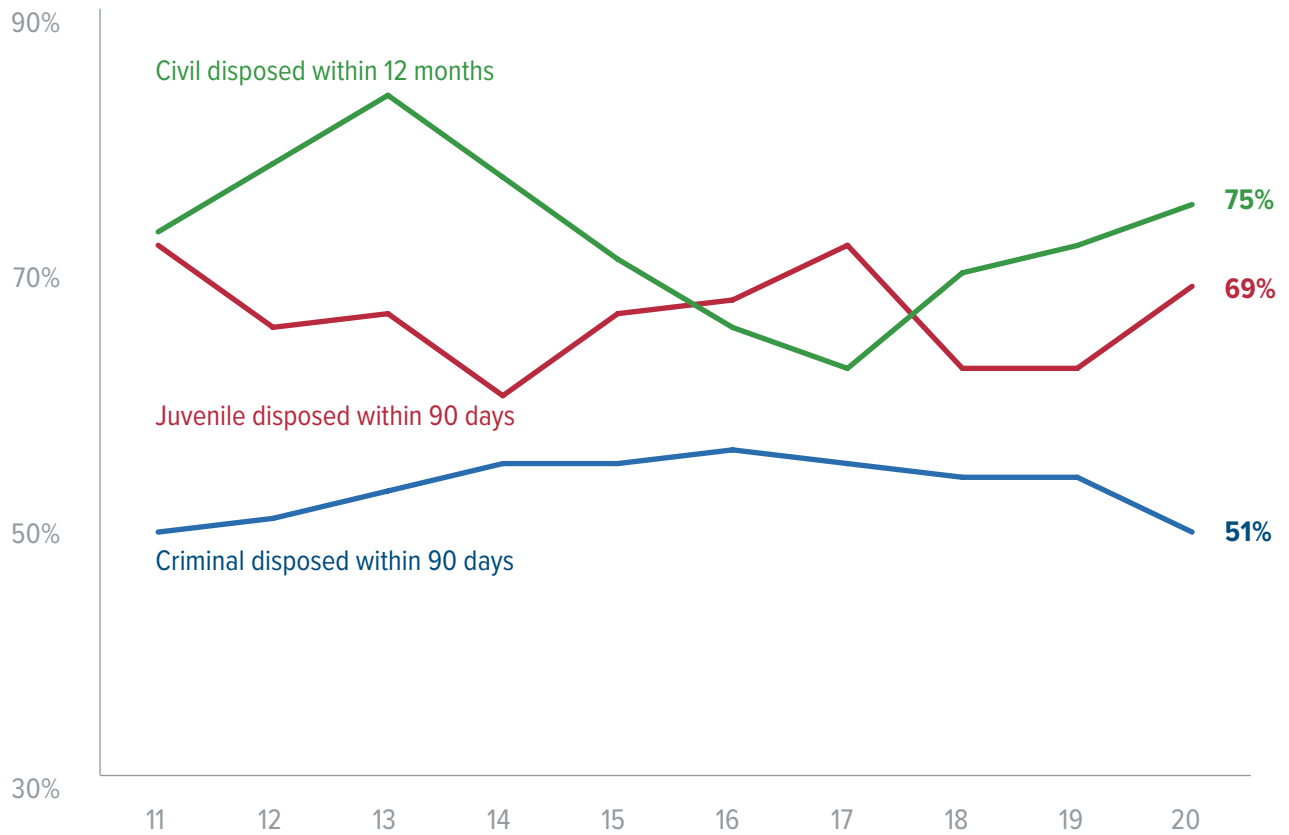


Most of the nearly 1,500 guardianship cases filed in 2020 related to the guardianship of an adult.



CASE PROCESSING TIMES

The percentage of juvenile cases disposed within 90 days increased, while the percentage of misdemeanor cases disposed within the same timeframe declined. Civil cases disposed within 12 months also increased.

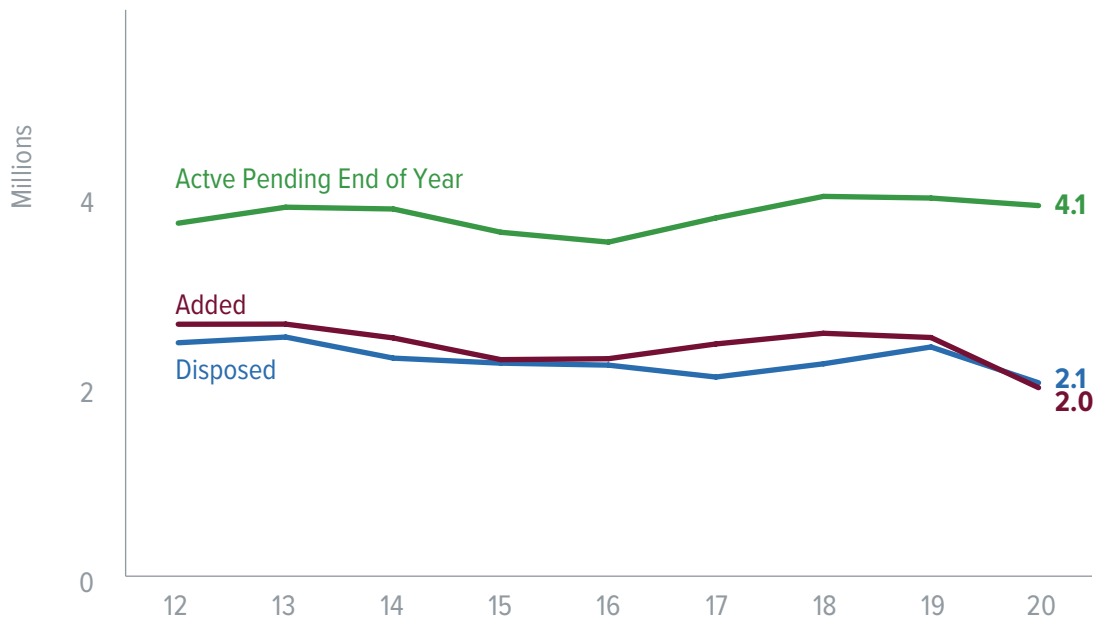


Court-Level Trends

Justice Courts

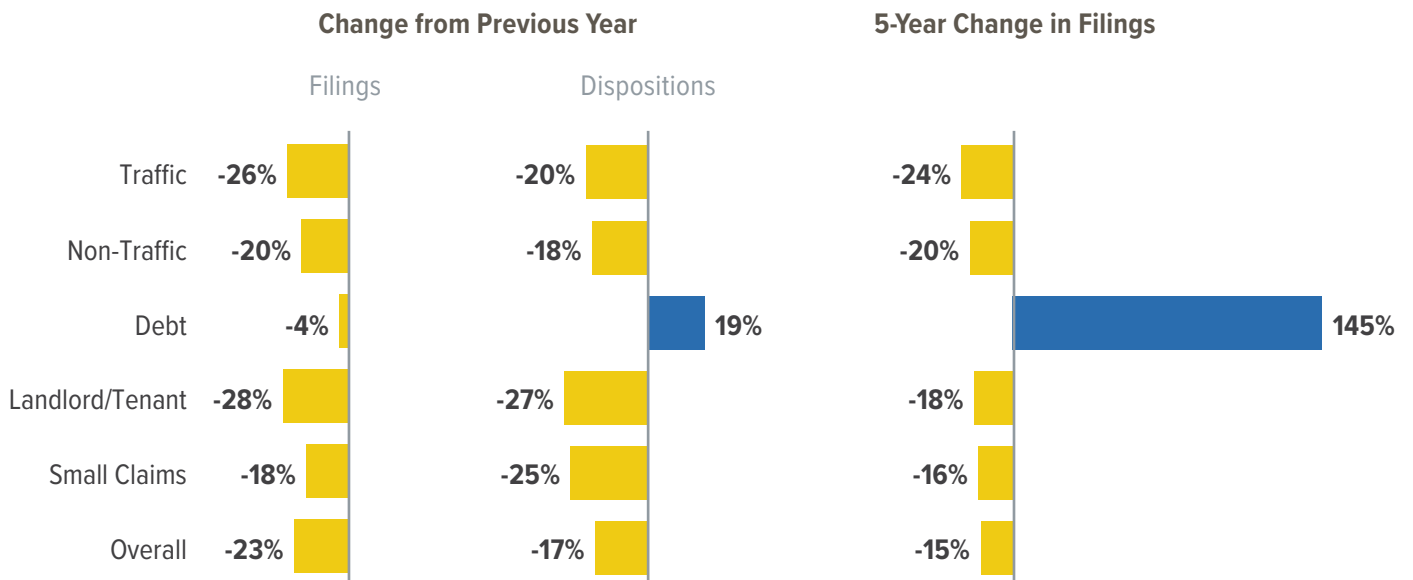
CASELOAD AND OUTCOMES

The number of cases added decreased by 23 percent from the previous year, while the number of dispositions decreased by 17 percent. Active pending cases declined by 2 percent.



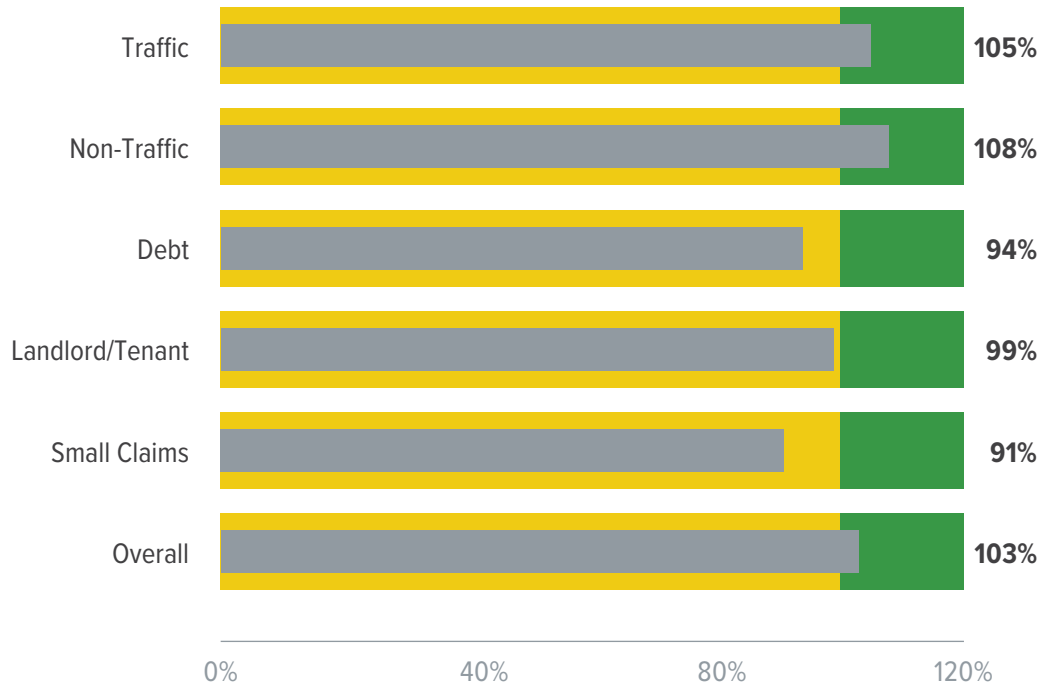
CHANGE IN CASES FILED

In 2020, filings declined substantially in every category except debt cases. Despite a slight decline in debt cases, filings in 2020 were 145 percent higher than in 2016.

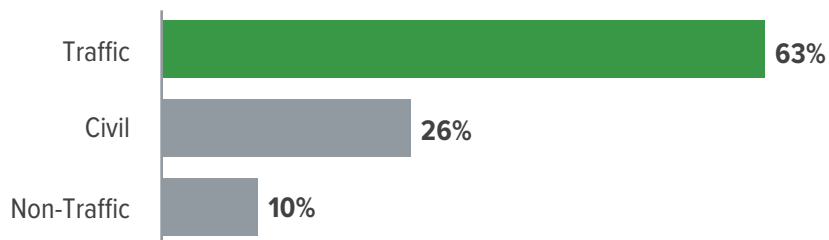


CLEARANCE RATES

The clearance rates in criminal and landlord/tenant cases were close to or higher than 100 percent. Although the clearance rate for debt cases was 94 percent, it was a significant improvement from the previous year when the clearance rate was 76 percent.

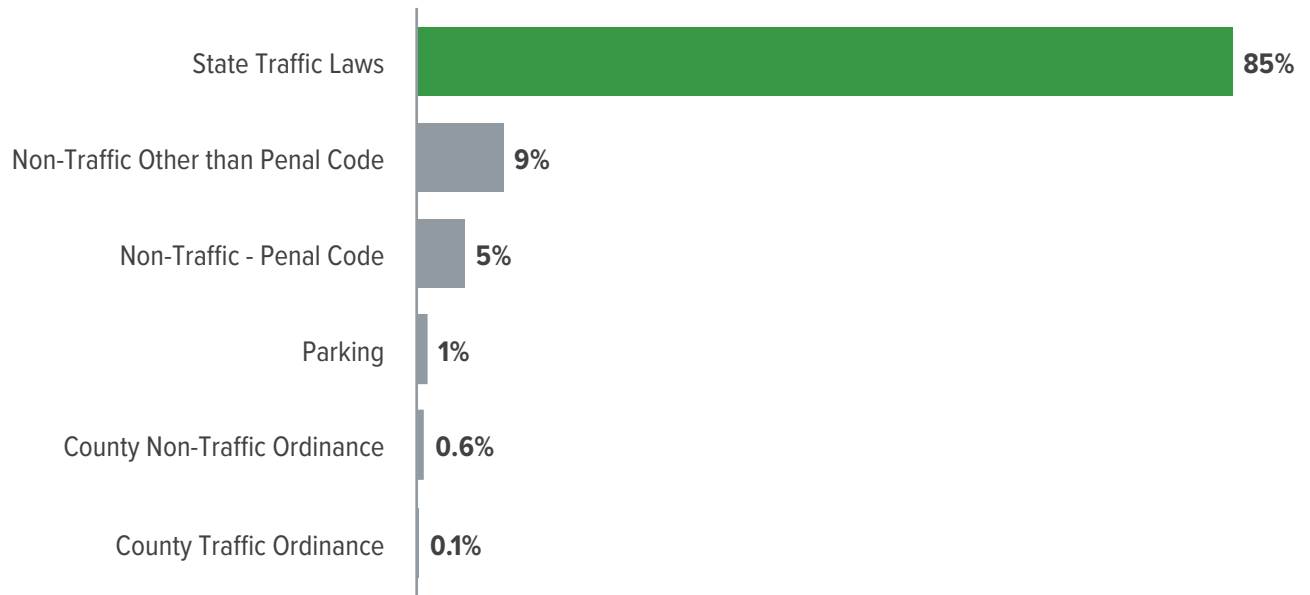


Almost two-thirds of the more than 2 million cases filed in justice courts were traffic cases.



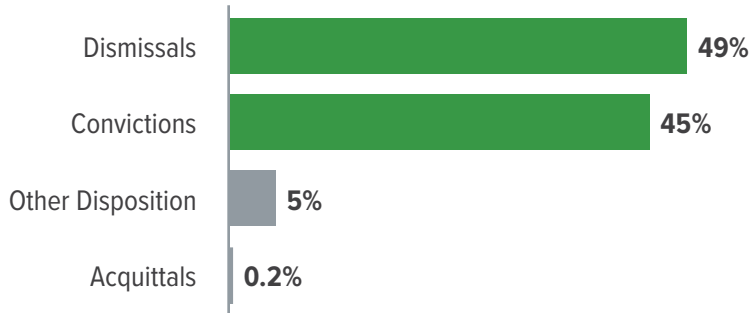
CRIMINAL CASES

The vast majority of the nearly 1.5 million criminal cases filed involved violations of state traffic laws.

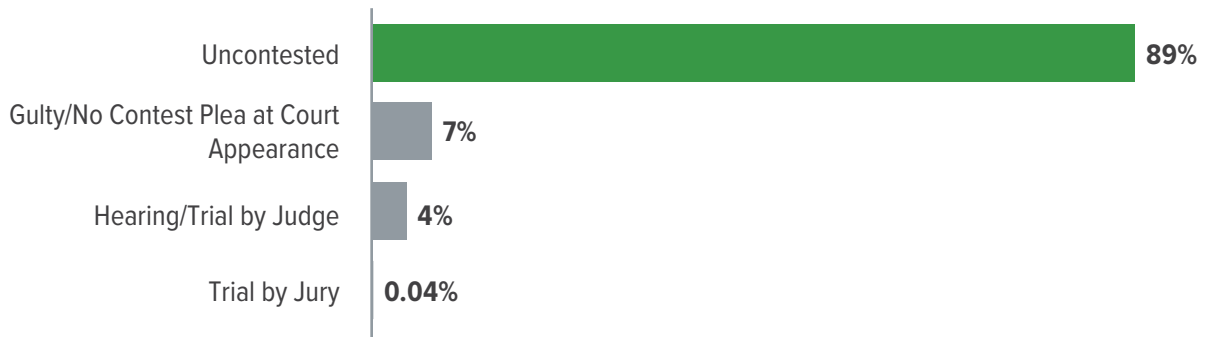


Traffic Cases

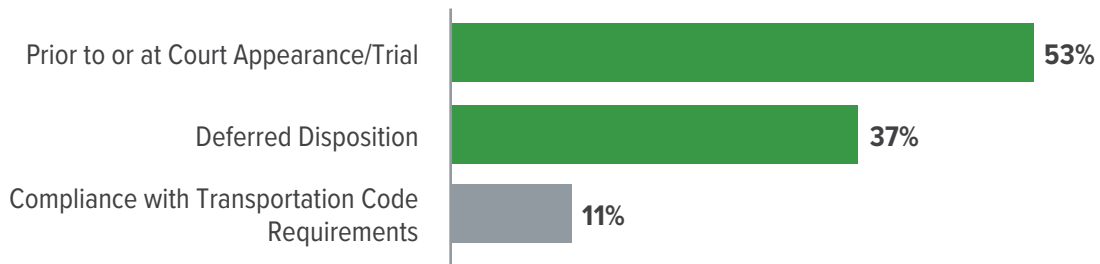
Almost half of traffic cases resulted in a dismissal, and nearly as many cases resulted in a conviction.



Approximately 90 percent of convictions were the result of the submission of a guilty or no contest plea (or payment of a fine without a plea being entered) prior to a court appearance or trial.

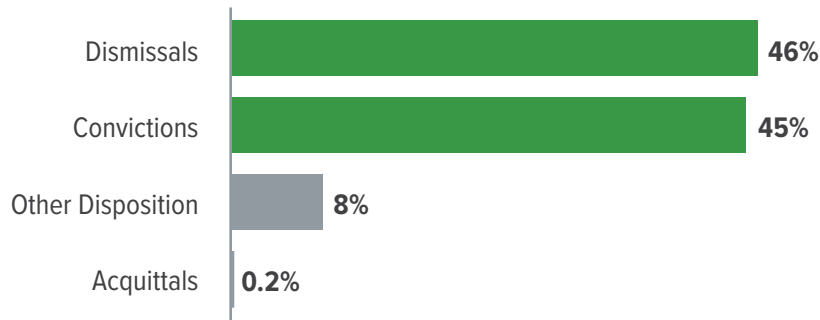


More than half of dismissals occurred prior to or at the defendant's court appearance or trial. Close to 40 percent of dismissals were cases dismissed after the defendant completed the requirements of a deferred disposition.

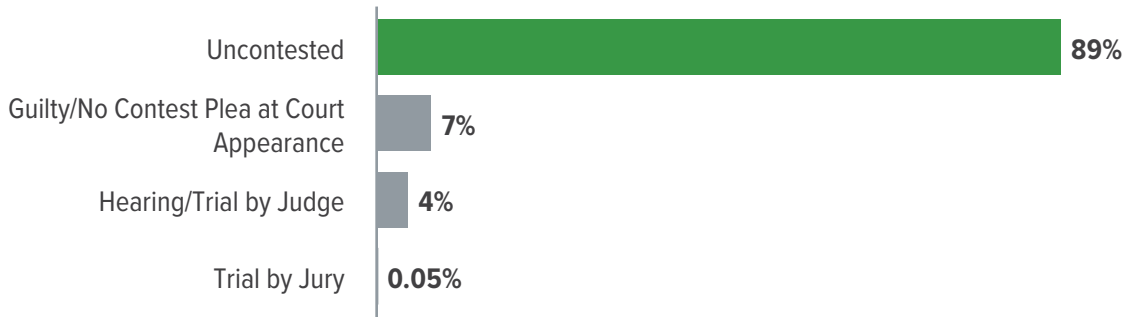


Non-Traffic Cases

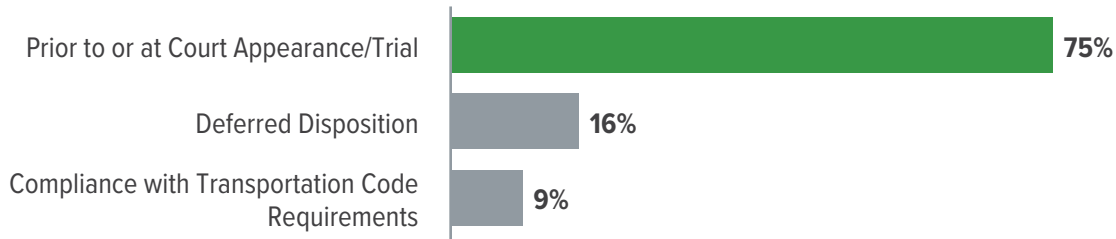
Defendants received a dismissal or a conviction at virtually the same rate.



Nearly 90 percent of convictions were the result of the submission of a guilty or no contest plea (or payment of a fine without a plea being entered) prior to a court appearance or trial.




Three-quarters of dismissals occurred prior to or at the defendant's court appearance or trial.



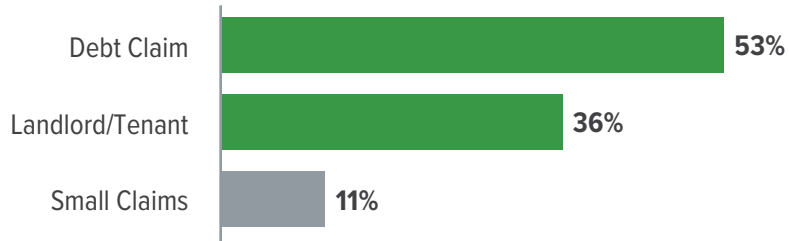
TRIALS

Most trials resulted in a conviction, though the acquittal rate was slightly higher in cases tried by a jury.

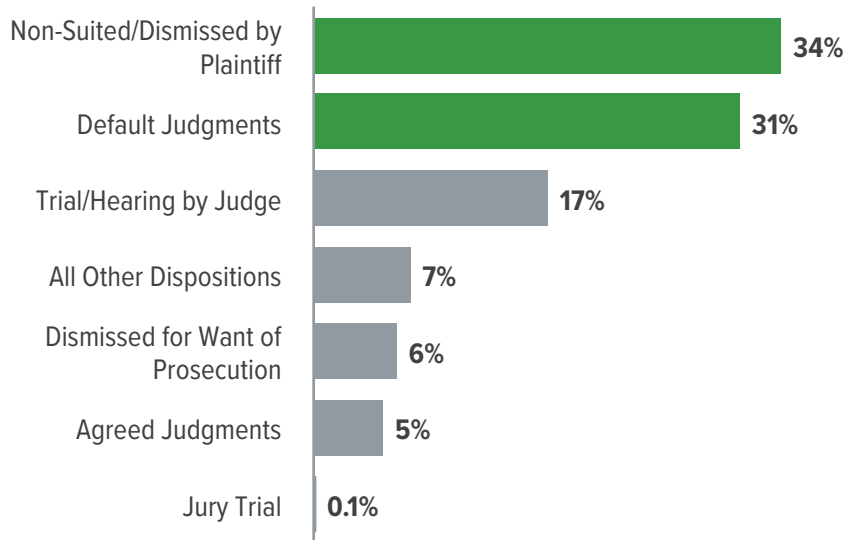


CIVIL CASES

Debt cases accounted for the largest share of the more than 530,000 civil cases filed. Landlord/tenant cases fell as a percentage of total civil caseload due to moratoriums on eviction cases during the pandemic.

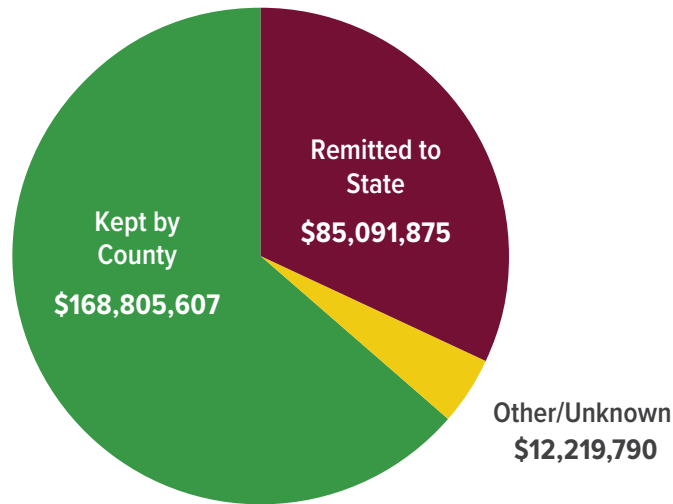


Civil cases were most frequently disposed of by dismissal of the case by the plaintiff or a default judgment.

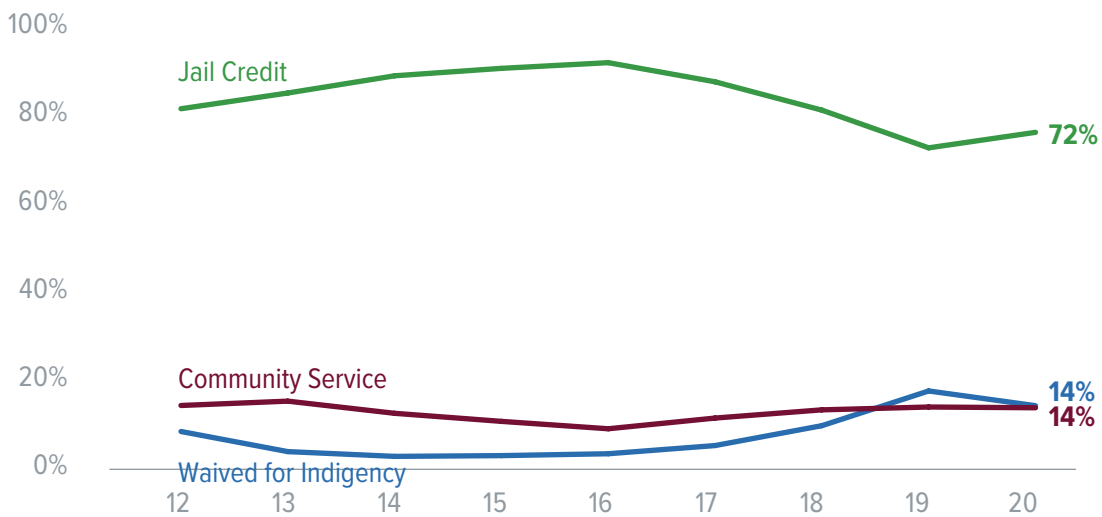


SATISFACTION OF LEGAL FINANCIAL OBLIGATIONS

Approximately \$266 million in fines and court costs was collected by justice courts in 2020, nearly two-thirds of which was retained by the counties.



Satisfaction of fines and court costs by methods other than payment were reported in approximately 105,000 cases. In 72 percent of those cases, courts reported that credit for jail time served partially or fully satisfied the defendant's legal financial obligations, an increase from the previous year. Waivers for indigency declined from the previous year.



Court-Level Trends

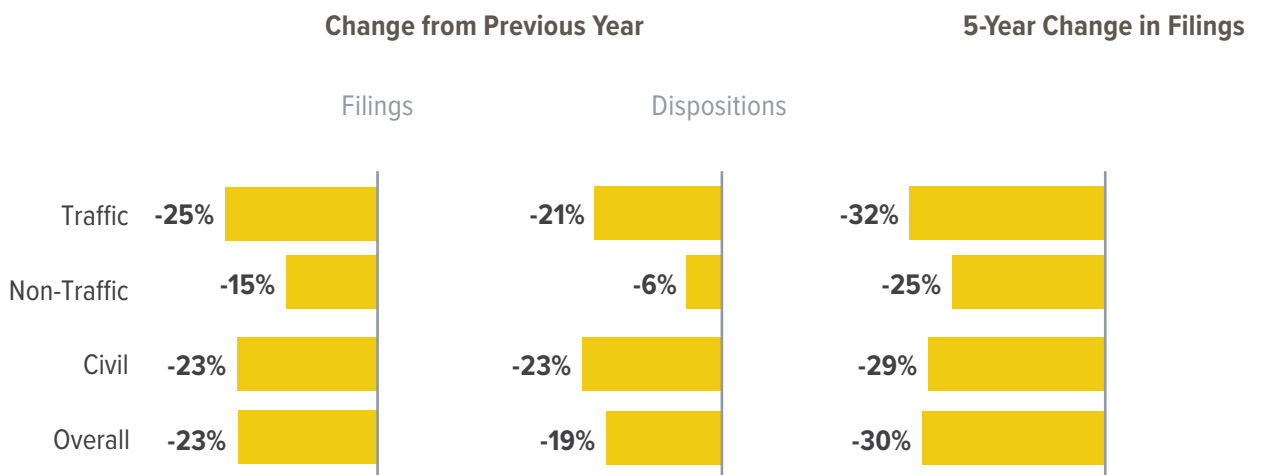
Municipal Courts

Filings have declined every year since 2009. In 2020, filings and dispositions decreased substantially due to the pandemic, by 23 percent and 19 percent, respectively. Although dispositions declined at a slower rate, courts reported a 2 percent increase in active pending cases at the end of the fiscal year.

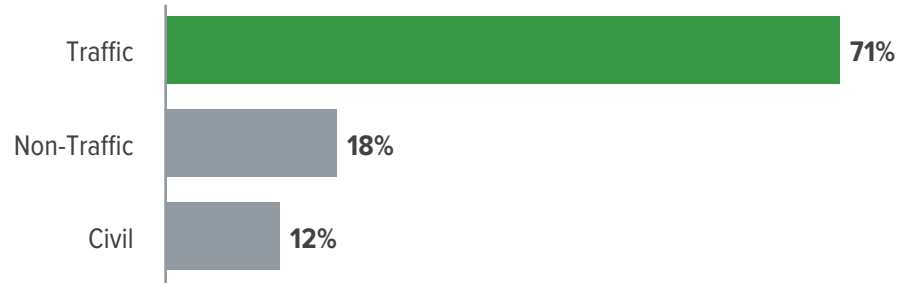


CHANGE IN CASES FILED

Filings decreased significantly in all case categories in 2020.

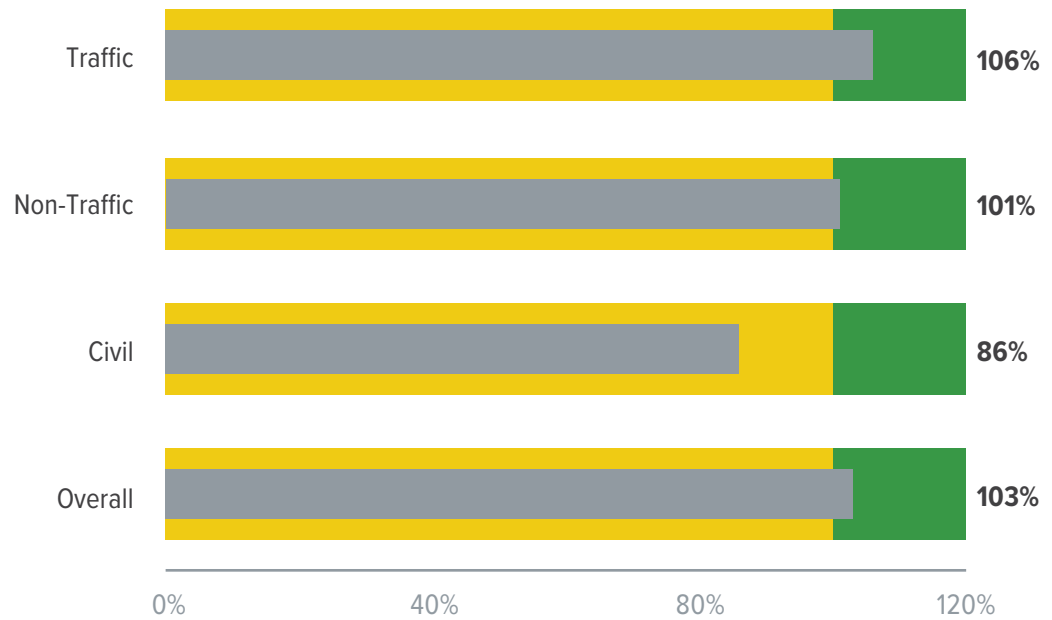


The majority of the nearly 3.9 million cases filed were traffic cases.



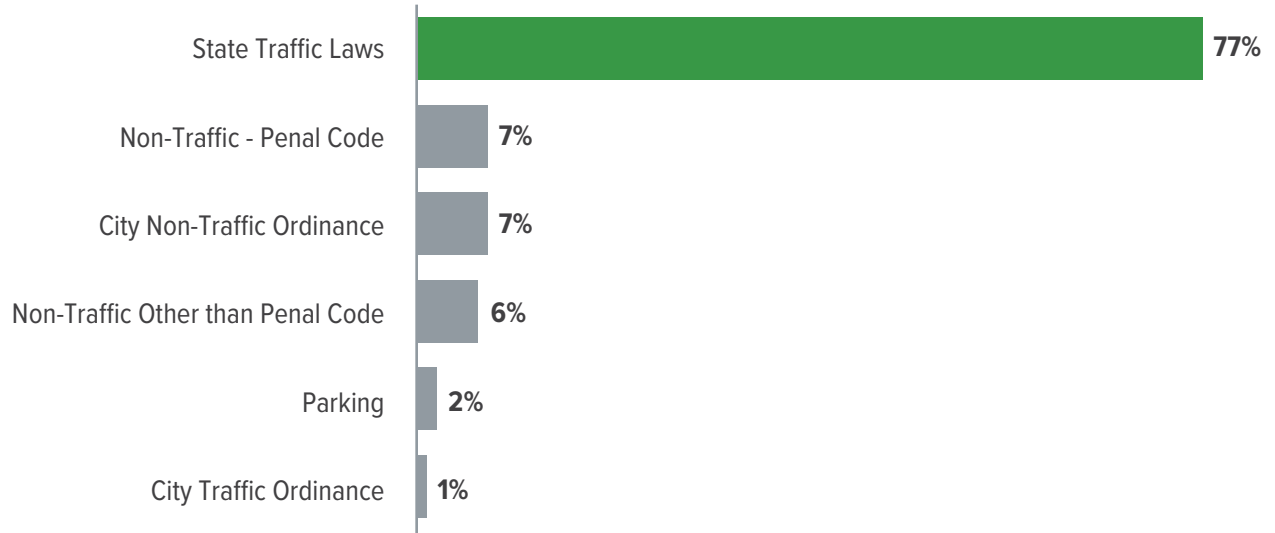
CLEARANCE RATES

The case clearance rate was significantly lower in civil cases but was above 100 percent in criminal cases.



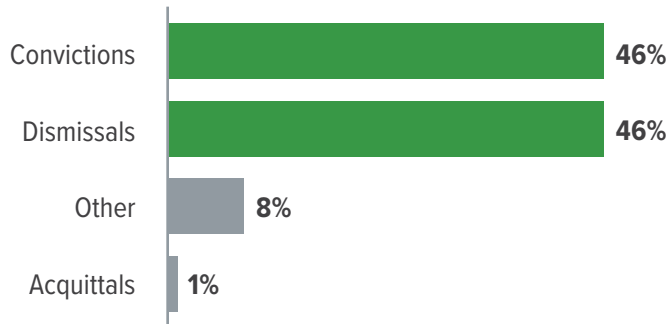
CRIMINAL CASES

A large majority of the more than 3.4 million criminal cases filed involved violations of state traffic laws.

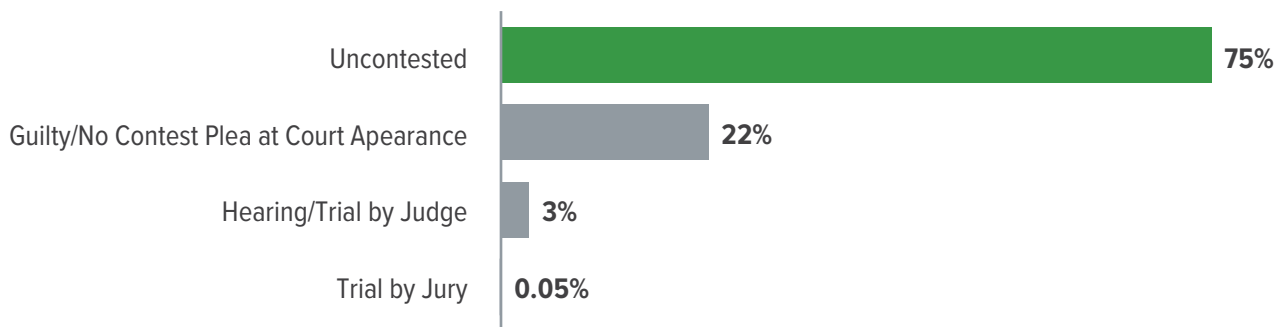


Traffic Cases

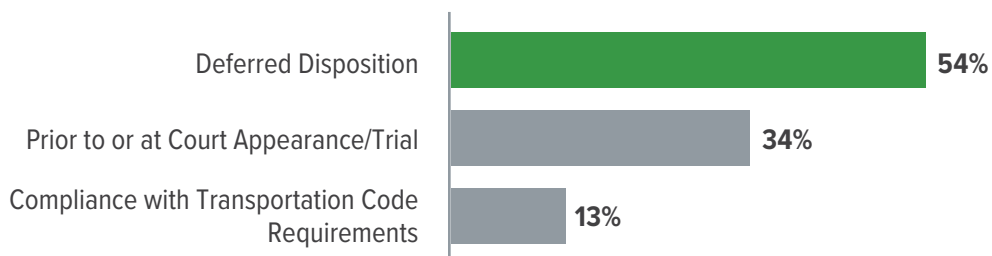
An identical percentage of traffic cases resulted in a conviction or in dismissal.



Three-quarters of convictions were the result of the submission of a guilty or no contest plea (or payment of a fine without a plea being entered) prior to a court appearance or trial.

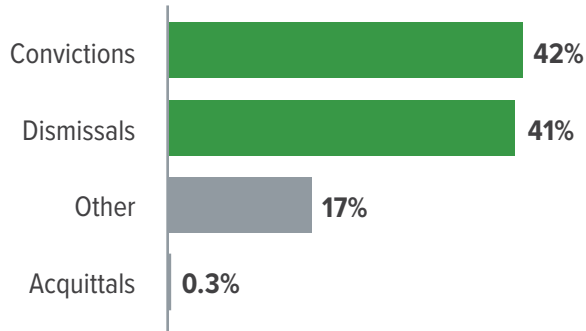


More than half of dismissals occurred after the defendant completed the requirements of a deferred disposition, while 34 percent were cases dismissed prior to or at the defendant's court appearance or trial.

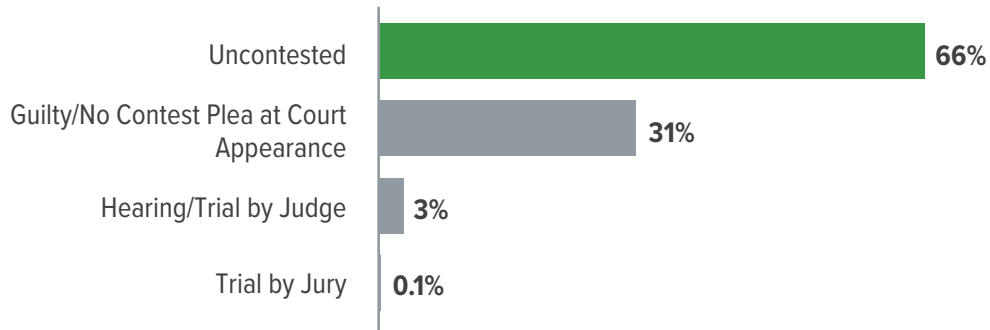


Non-Traffic Cases

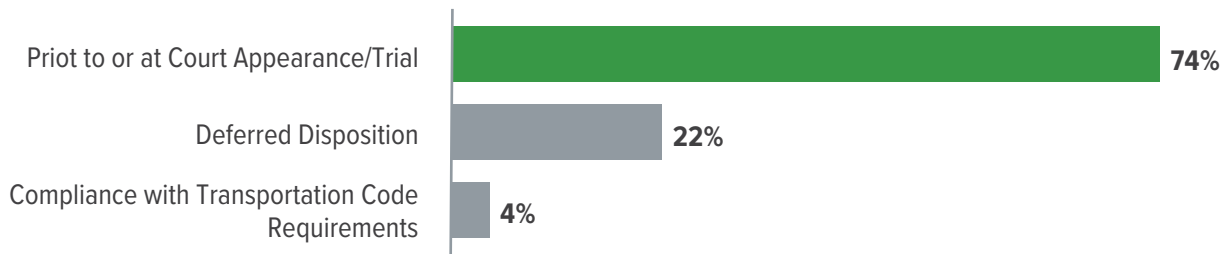
Like traffic cases, a nearly identical percentage of non-traffic cases resulted in a conviction or in dismissal.



Two-thirds of convictions were the result of the submission of a guilty or no contest plea (or payment of a fine without a plea being entered) prior to a court appearance or trial.

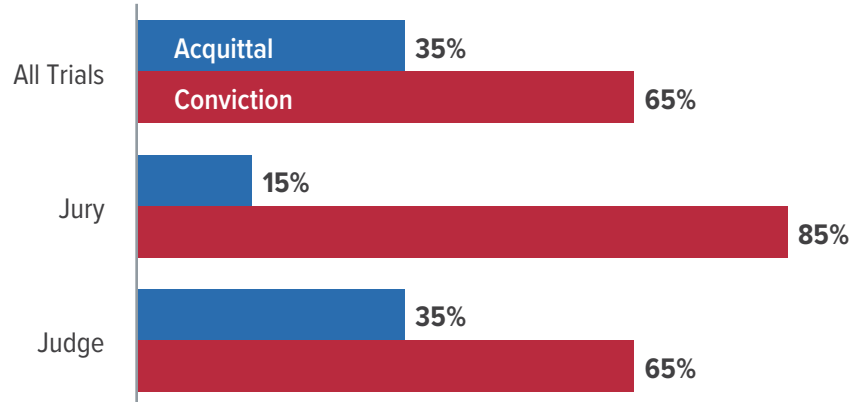


Most dismissals occurred prior to or at the defendant's court appearance or trial.



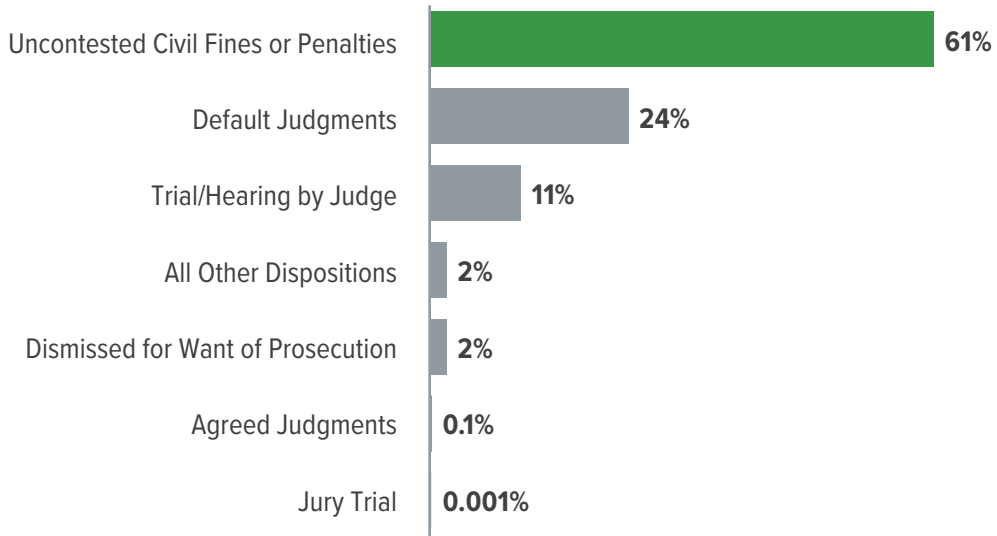
TRIALS

Almost two-thirds of trials resulted in a conviction, though the acquittal rate was higher in cases tried by a judge.



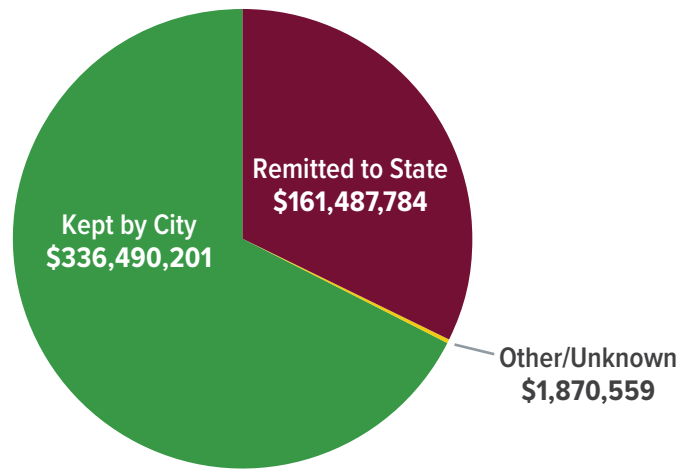
CIVIL/ADMINISTRATIVE CASES

The majority of civil/administrative cases were disposed of by uncontested payment of a civil fine or penalty before a hearing or trial.

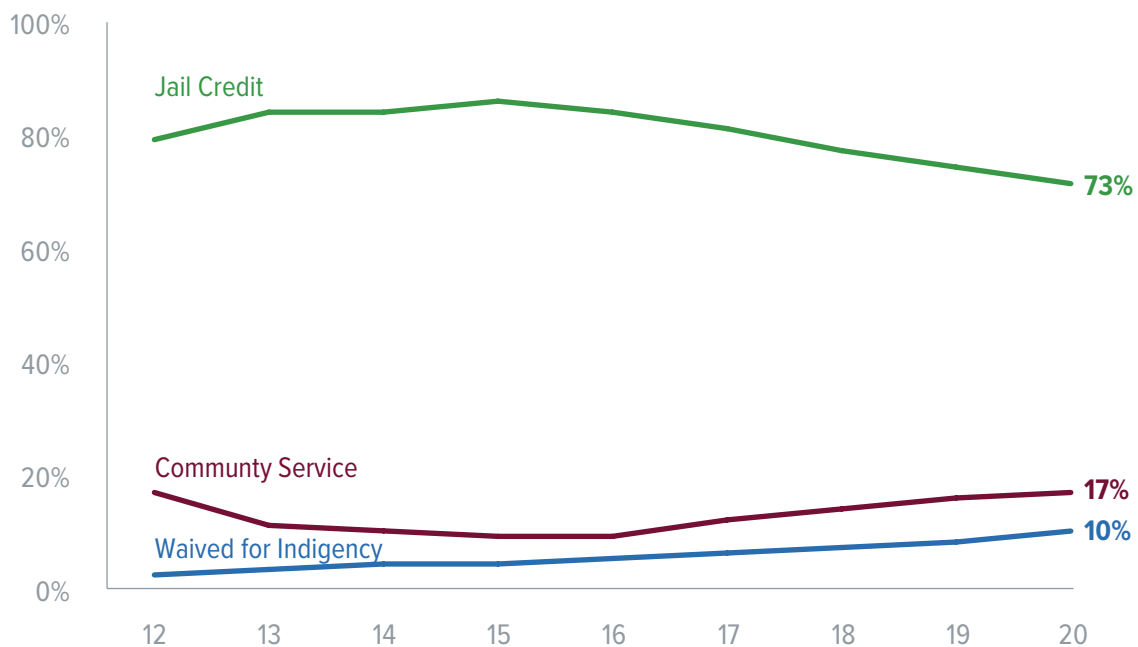


SATISFACTION OF LEGAL FINANCIAL OBLIGATIONS

Approximately \$500 million in fines and court costs was collected by municipal courts in 2020, nearly 70 percent of which was retained by the cities.



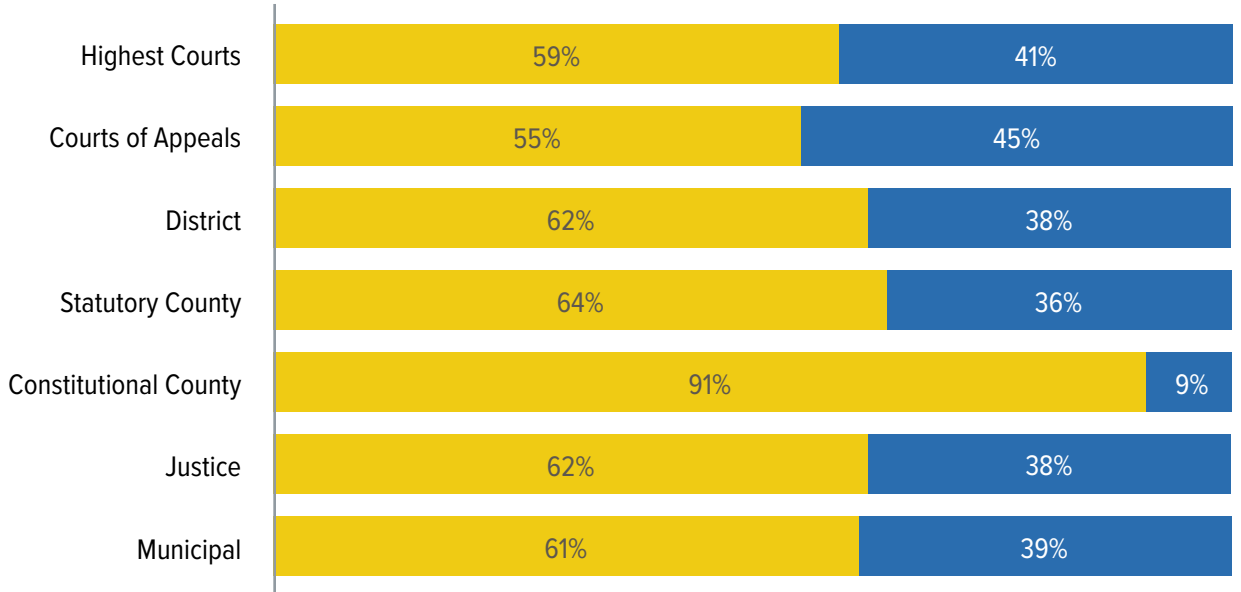
Satisfaction of fines and court costs by methods other than payment were reported in 396,766 cases. In nearly three-quarters of those cases, courts reported that credit for jail time served partially or fully satisfied the defendant's legal financial obligations, down from 76 percent in 2019. The percentage of cases partially or fully satisfied by community service increased, as did the percentage of waivers for indigency.



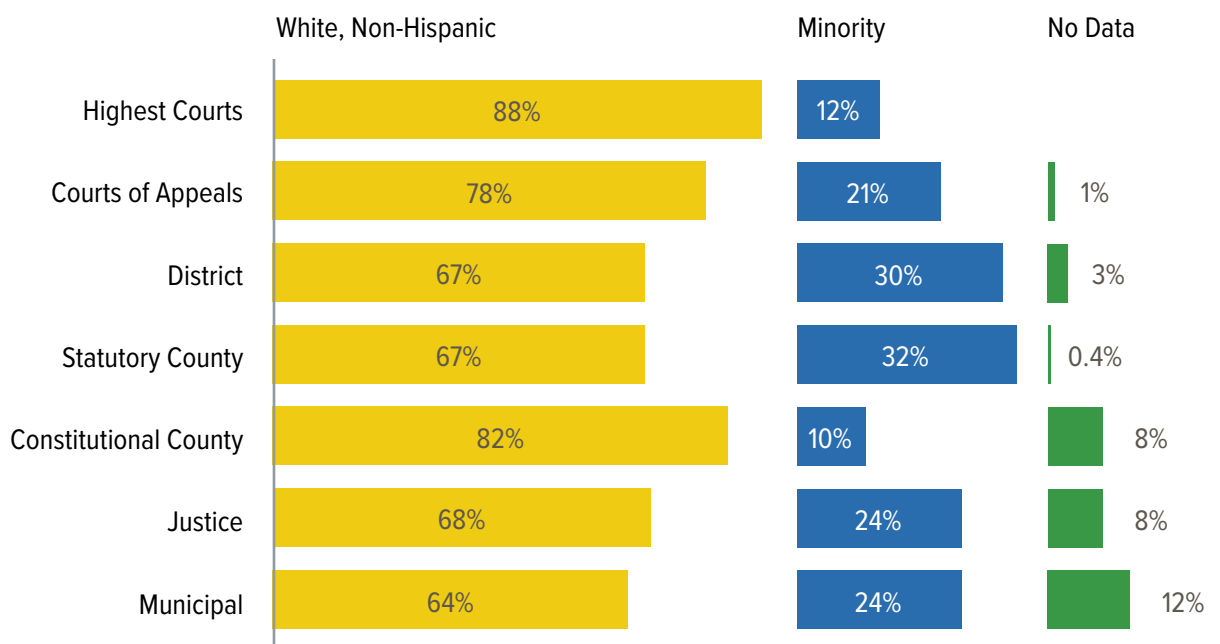
Court-Level Trends

Profile of Appellate and Trial Court Judges

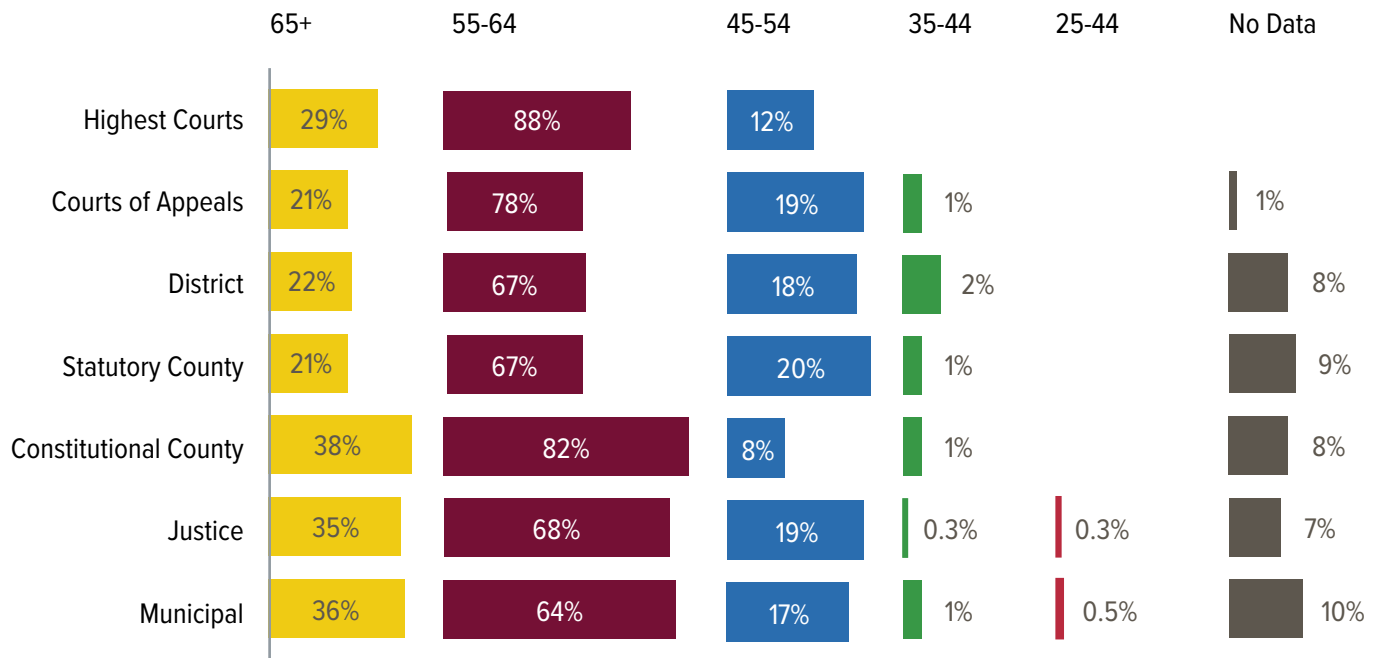
As of September 1, 2020, 64 percent of judges were male. The percentage of female judges was highest in the appellate courts and far below average in constitutional county courts.



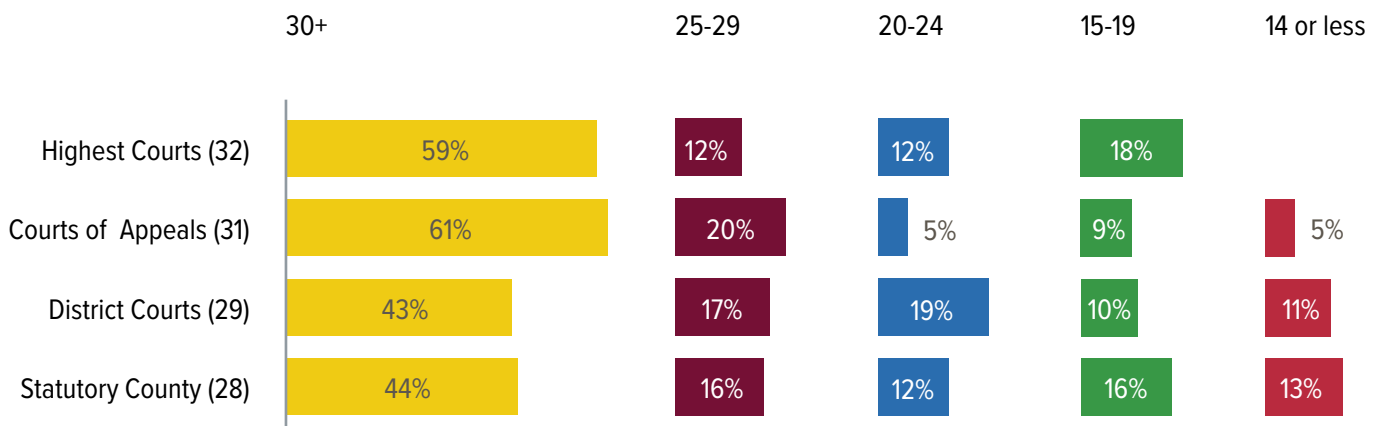
Nearly one-quarter (24 percent) of judges identified with a minority ethnic group. Judges from a minority group were more prevalent at the district and statutory county court levels.



More than half (55 percent) of judges were 55 or older, and a third were 65 or older.



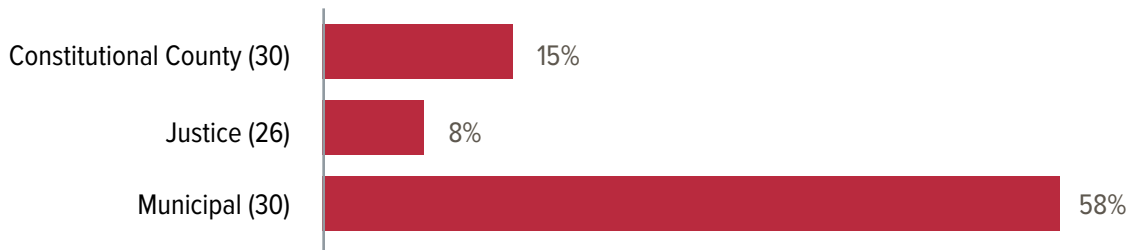
Forty-five percent of the judges who are required to be lawyers had 30 years or more of experience as a Texas attorney.



Average experience as attorney in parentheses

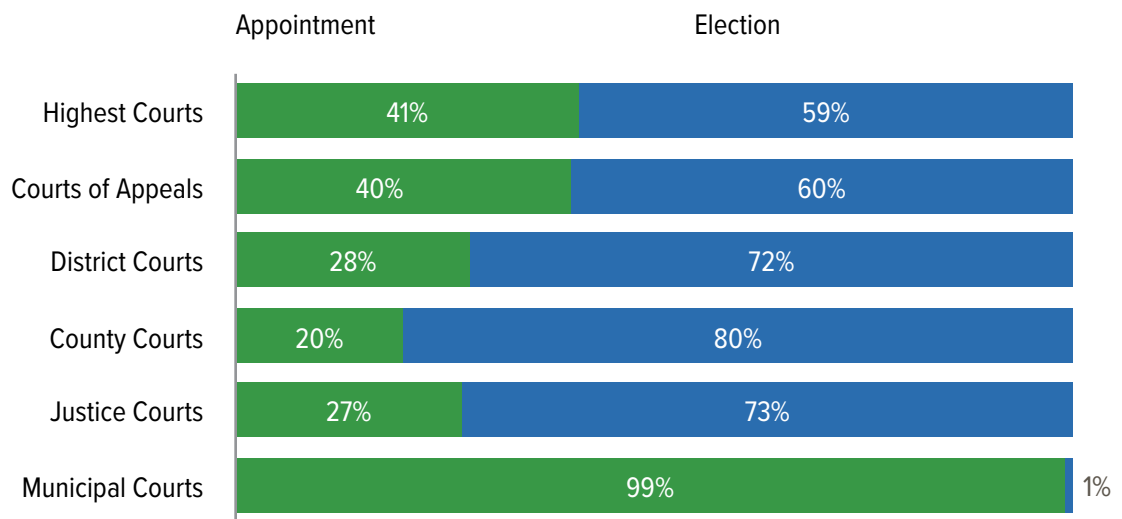
Some constitutional county and justice court judges are also attorneys, though a law license is not required. More than half of municipal judges are attorneys, due mainly to the requirement that a judge of a municipal court of record be an attorney.¹ Municipal courts of record are generally established in the largest communities of the state and employ many judges.

The average years of experience for the judges who are attorneys is comparable to the experience of judges who must be attorneys.



Average experience as attorney in parentheses

Forty percent of appellate judges assumed office by appointment to the bench, while most trial court judges (other than municipal court judges) were elected.



¹ In a court of record, trials are recorded by a court reporter or by an electronic reporting device, and appeals of the judgment are based on alleged errors made during the municipal court trial. If a court is not a court of record, appeals go to another court (usually a county-level court) for a trial de novo (new trial). Most municipal courts are not a court of record.

[this page blank]

Detail

Supreme Court	96
<i>Activity</i>	96
<i>Disposition of Petitions for Review by the Supreme Court</i>	97
Court of Criminal Appeals	98
<i>Activity</i>	98
<i>Disposition of Cases by the Court of Criminal Appeals</i>	99
Courts of Appeals	100
<i>10-Year Activity</i>	100
<i>Individual Court Activity</i>	101
District Courts	102
<i>Criminal Case Activity</i>	102
<i>Civil Case Activity</i>	104
<i>Family Case Activity</i>	106
Statutory County Courts	110
<i>Felony Case Activity</i>	110
<i>Misdemeanor Case Activity</i>	112
<i>Civil Case Activity</i>	114
<i>Family Case Activity</i>	116
<i>Probate and Guardianship Cases</i>	120
<i>Mental Health Case Activity</i>	120
Constitutional County Courts	122
<i>Criminal Case Activity</i>	122
<i>Civil Case Activity</i>	124
<i>Probate and Guardianship Cases</i>	128
<i>Mental Health Case Activity</i>	128
District and Statutory County Courts	130
Civil Case Activity	130
<i>Family Case Activity</i>	132
<i>Felony Case Activity</i>	134
District and County-Level Courts	136
County-Level Courts	138
<i>Misdemeanor Case Activity</i>	138
<i>Probate and Guardianship Cases</i>	140
<i>Mental Health Case Activity</i>	140
Justice and Municipal Courts	142
<i>Criminal Case Activity</i>	142
<i>Juvenile/Minor Activity</i>	143
<i>Additional Activity</i>	144

Justice Courts..... 145
Criminal Case Activity..... 145
Civil Case Activity..... 146
Juvenile/Minor Activity..... 146
Additional Activity..... 147

Municipal Courts..... 148
Criminal Case Activity..... 148
Civil/Administrative Case Activity..... 149
Juvenile/Minor Case Activity..... 149
Additional Activity..... 150

Assigned Judges in the Trial Courts..... 151

Supreme Court

Activity

	2011	2012	2013	2014	2015	2016	2017	2018	2019	2020	10-Yr. Avg
Regular Causes¹											
Added to Docket	106	114	94	93	91	100	117	135	93	110	105
Disposed	137	112	100	96	113	102	102	118	95	111	109
Pending at End of Year	52	54	48	45	22	20	35	52	50	48	43
Clearance Rate	129%	98%	106%	103%	124%	102%	87%	87%	102%	101%	103%
Petitions for Review											
Filed	793	787	778	792	839	814	910	943	981	890	853
Disposed	778	761	827	786	770	799	906	998	1,017	919	856
% Granted	13%	13%	11%	10%	10%	11%	13%	12%	9%	11%	11%
Pending at End of Year	339	371	322	329	396	415	420	372	336	306	361
Clearance Rate	98%	97%	106%	99%	92%	98%	100%	106%	104%	103%	100%
Other Petitions and Writs											
Filed	336	323	340	326	343	285	292	342	342	328	326
Disposed	332	336	328	335	342	289	277	335	347	349	327
Pending at End of Year	87	74	78	71	78	73	90	98	92	70	81
Clearance Rate	99%	104%	96%	103%	100%	101%	95%	98%	101%	106%	100%
Opinions Written	162	128	111	115	127	133	108	132	109	136	126

NOTE

1. "Regular causes" involve cases in which four or more of the justices have decided in conference that a petition for review, petition for writ of mandamus or habeas corpus, or parental notification appeal should be reviewed. Regular causes also included direct appeals the court has agreed to review and questions of law certified to it by a federal appellate court that the court has agreed to answer. Most regular causes are set for oral argument in open court and are reported in written opinions. However, a petition may be granted and an unsigned opinion (per curiam) issued without oral argument if at least six members of the court vote accordingly.

Disposition of Petitions for Review by the Supreme Court

	Affirmed	Modified	Reversed	Dismissed	Other	Total
Granted Petitions for Review	19	13	52	1	11	96
<i>% of Total Granted Petitions for Review</i>	20%	14%	54%	1%	11%	

	Initial Review Granted	Review Denied	Dismissed	Other	Total
Petitions for Review	98	777	19	25	919
<i>% of Total Petitions for Review</i>	11%	85%	2%	3%	100%
Petitions for Writ of Mandamus	19	161	23	5	208
<i>% of Petitions for Writ of Mandamus</i>	9%	77%	11%	2%	100%
Petitions for Writ of Habeas Corpus	0	5	0	0	5
<i>% of Petitions for Writ of Habeas Corpus</i>	0%	100%	0%	0%	100%

Case Processing Times

	2011	2012	2013	2014	2015	2016	2017	2018	2019	2020
Average Number of Days from										
For Disposed Cases										
Date Case Filed Until Disposed	175	170	176	155	164	152	156	149	146	150
For Active Cases										
Filing to Reporting Date	168	189	149	149	223	182	142	139	140	145
For Cases on Docket										
Filing to Disposition of Petition/Motion	135	142	152	129	140	131	134	128	127	129
Granting of Petition to Oral Argument	88	109	132	104	93	87	91	120	104	105
Filing of Petition to Release of Per Curiam Opinion	466	539	527	551	467	439	466	430	628	493
Date of Oral Argument Until Disposition	346	232	221	250	173	157	111	121	114	121

Court of Criminal Appeals

Activity

	2011	2012	2013	2014	2015	2016	2017	2018	2019	2020	10-Yr. Avg.
Mandatory Caseload											
Direct Appeals: ¹											
Added to Docket	15	16	15	22	16	7	8	13	9	9	13
Disposed	20	22	14	18	13	17	9	13	9	11	15
Pending at End of Year	25	19	20	24	27	17	16	15	17	6	19
Clearance Rate	133%	138%	93%	82%	81%	243%	113%	100%	100%	122%	112%
Applications for Writ of Habeas Corpus: ²											
Filed	4,474	4,941	4,907	4,746	4,698	4,665	4,551	4,075	3,685	3,450	4,419
Disposed	4,498	4,809	5,083	4,733	4,707	4,612	4,556	4,254	3,652	3,095	4,400
Pending at End of Year	584	721	547	571	558	614	609	433	468	829	593
Clearance Rate	101%	97%	104%	100%	100%	99%	100%	104%	99%	90%	100%
Original Proceedings: ³											
Filed	877	931	953	802	750	725	596	699	619	618	757
Disposed	867	912	974	819	754	728	610	703	598	553	752
Pending at End of Year	89	107	88	70	69	70	55	52	72	137	81
Clearance Rate	99%	98%	102%	102%	101%	100%	102%	102%	97%	89%	99%
Discretionary Caseload											
Petitions for Discretionary Review: ⁴											
Filed	1,803	1,872	1,786	1,676	1,444	1,441	1,225	1,170	1,101	1,043	1,462
Disposed	1,762	1,759	1,784	1,729	1,402	1,492	1,200	1,261	1,152	919	1,453
Pending at End of Year	288	401	403	351	394	340	365	274	155	339	337
Clearance Rate	98%	94%	100%	103%	97%	104%	98%	108%	105%	88%	99%
Motions Considered	1,573	1,715	1,636	2,144	2,947	3,177	3,197	3,057	2,865	2,372	2,468
Opinions Written	428	480	441	457	425	698	513	448	340	268	448

NOTE

1. Direct appeals include death penalty appeals and DNA appeals.
2. Applications for writ of habeas corpus, though seeking relief from the Court of Criminal Appeals, must be filed in the trial court, which has 35 days in which to submit findings of fact, conclusions of law, and a recommendation to the Court of Criminal Appeals.
3. Original proceedings are filed directly with the Court of Criminal Appeals. They include writs of certiorari, writs of habeas corpus, writs of mandamus, and writs of prohibition.
4. Petitions for Discretionary Review include petitions for discretionary review, granted petitions for discretionary review, and redrawn petitions for discretionary review.

Disposition of Cases by the Court of Criminal Appeals

	Affirmed	Affirmed in Part, Reversed in Part	Remanded				Total
Death Penalty Appeals	3 38%	1 13%	4 50%				8
	Granted	Denied/ Refused	Dismissed	Other			Total
Habeas Corpus & Extraordinary Matters	129 95%	6 4%	1 1%	0 0%			136
	Granted	Refused	Struck	Untimely	Dismissed	Other	Total
Petitions for Discretionary Review ¹	72 8%	777 89%	11 1%	5 1%	4 0%	0 0%	869
	Affirmed	Reversed	Reversed & Remanded	Modified	Dismissed	Other	Total
Granted Petitions for Discretionary Review	18 36%	3 6%	11 22%	0 0%	5 10%	13 26%	50
	Granted	Filed & Set	Denied	Remanded	Dismissed	Other	Total
Applications for Writ of Habeas Corpus	1 0%	125 4%	1,305 45%	341 12%	1,157 40%	0 0%	2,929
11,071 Applications for Writ of Habeas Corpus	0 0%	2 7%	6 20%	8 27%	14 47%	0 0%	30
Original Proceedings	0 0%	5 1%	438 79%	0 0%	45 8%	65 12%	553
Motions for Stay of Execution	8 35%	0 0%	13 57%	0 0%	1 4%	1 4%	23

Average Time from Filing to Disposition

	2011	2012	2013	2014	2015	2016	2017	2018	2019	2020
For Cases Involving										
Capital Punishment	645	616	646	698	656	468	790	590	545	467
Application for Writ of Habeas Corpus	22	24	40	39	37	49	39	45	41	45
Application for Writ of Habeas Corpus (Filed & Set)				8	24	32	48	78	30	21
Petition for Discretionary Review	38	60	65	73	61	82	70	75	60	52
Granted Petition for Discretionary Review				198	250	310	310	319	336	313

NOTE

1. Includes redrawn petitions for discretionary review.

Courts of Appeals

10-Year Activity

	2011	2012	2013	2014	2015	2016	2017	2018	2019	2020	10-yr Avg
Civil Cases											
Cases Added											
<i>New Filings</i>	5,070	5,107	5,050	4,946	4,764	4,879	5,035	5,124	5,253	4,696	4,992
<i>Other Cases</i>	490	458	436	477	496	445	521	457	428	378	459
Total Cases Added	5,560	5,565	5,486	5,423	5,260	5,324	5,556	5,581	5,681	5,074	5,451
Cases Disposed	5,568	5,487	5,549	5,581	5,608	5,305	5,506	5,568	5,654	4,896	5,472
Cases Pending End of Year	3,380	3,484	3,439	3,316	2,976	3,015	3,093	3,119	3,166	3,381	3,237
Clearance Rate	100.1%	98.6%	101.1%	102.9%	106.6%	99.6%	99.1%	99.8%	99.5%	97%	100%
Avg. Time between Filing & Disposition (Months)	8.3	7.9	8.3	7.9	7.6	7.4	6.9	7.3	7.2	7.6	7.6
Avg. Time between Submission & Disposition (Months)	1.6	1.6	2.0	2.0	1.9	1.8	1.8	1.9	1.5	1.8	1.8
Criminal Cases											
Cases Added											
<i>New Filings</i>	5,366	5,309	4,913	4,651	4,513	4,454	4,185	4,083	4,144	3,167	4,479
<i>Other Cases</i>	1,178	1,049	853	1,027	865	699	703	613	570	464	802
Total Cases Added	6,544	6,358	5,766	5,678	5,378	5,153	4,888	4,696	4,714	3,631	5,281
Cases Disposed	6,368	6,222	5,949	5,968	5,581	5,543	4,870	4,854	4,640	4,123	5,412
Cases Pending End of Year	4,301	4,445	4,259	3,978	3,773	3,384	3,413	3,261	3,343	2,856	3,701
Clearance Rate	97.3%	97.9%	103.2%	105.1%	103.8%	107.6%	99.6%	103.4%	98.4%	114%	102%
Avg. Time between Filing & Disposition (Months)	8.4	8.6	9.1	9.2	9.2	8.8	8.8	8.8	9.1	9.3	8.9
Avg. Time between Submission & Disposition (Months)	1.4	1.2	1.5	1.7	1.5	1.4	1.6	1.7	1.4	1.5	1.5
All Cases											
Cases Added											
<i>New Filings</i>	10,436	10,416	9,963	9,597	9,277	9,333	9,220	9,207	9,397	7,863	9,471
<i>Other Cases</i>	1,668	1,507	1,289	1,504	1,361	1,144	1,224	1,070	998	842	1,261
Total Cases Added	12,104	11,923	11,252	11,101	10,638	10,477	10,444	10,277	10,395	8,705	10,732
Cases Disposed	11,936	11,709	11,498	11,549	11,189	10,848	10,376	10,422	10,294	9,019	10,884
Cases Pending End of Year	7,681	7,929	7,698	7,294	6,749	6,399	6,506	6,380	6,509	6,237	6,938
Clearance Rate	98.6%	98.2%	102.2%	104.0%	105.2%	103.5%	99.3%	101.4%	99.0%	104%	101%
Avg. Time between Filing & Disposition (Months)	8.4	8.2	8.7	8.6	8.4	8.1	7.8	8.0	8.1	8.4	8.3
Avg. Time between Submission & Disposition (Months)	1.5	1.4	1.7	1.9	1.7	1.6	1.7	1.8	1.5	1.7	1.6
Opinions Written	11,061	10,975	10,921	10,797	10,560	10,227	9,784	9,909	9,897	8,744	10,288

Individual Court Activity

	1st	2nd	3rd	4th	5th	6th	7th	8th	9th	10th	11th	12th	13th	14th
	Houston	Fort Worth	Austin	San Antonio	Dallas	Texarkana	Amarillo	El Paso	Beaumont	Waco	Eastland	Tyler	Corpus Christi/ Edinburg	Houston
Number of Justices	9	7	6	7	13	3	4	3	4	3	3	3	6	9
Civil Cases														
<i>Total Cases Added</i>	661	434	443	430	882	102	218	177	227	121	134	139	397	709
<i>Total Cases Disposed</i>	579	418	500	460	871	90	214	140	192	126	131	118	392	665
Cases Pending End of Year	524	223	251	214	525	52	120	171	173	104	115	76	289	544
Clearance Rate	87.6%	96.3%	112.9%	107.0%	98.8%	88.2%	98.2%	79.1%	84.6%	104.1%	97.8%	84.9%	98.7%	93.8%
Avg Time between Filing & Disposition (Months)	8.9	5.6	6.6	6.2	7.4	4.8	6.9	10.8	7.3	7.5	9.4	4.9	9.5	9.0
Avg Percent of Cases Filed but not yet Disposed for < 2 Years	99.4%	99.3%	100%	99.9%	99.8%	100%	100%	95.4%	99.9%	91.7%	97.8%	100%	99.8%	99.5%
Avg Time between Submission & Disposition (Months)	1.8	1.4	0.8	1.4	1.8	0.5	1.1	4.7	1.9	0.8	2.4	2.4	1.0	2.9
Avg Percent of Cases under Submission for < 1 Year	97.9%	96.6%	100%	100%	99.5%	100%	100%	88.2%	99.6%	95.7%	95.5%	100%	99.1%	98.9%
Criminal Cases														
<i>Total Cases Added</i>	365	273	203	268	609	213	197	106	163	212	188	160	295	379
<i>Total Cases Disposed</i>	431	303	254	288	661	251	245	105	199	261	203	186	309	427
Cases Pending End of Year	260	247	187	166	454	97	132	143	181	149	222	126	211	281
Clearance Rate	118.1%	111.0%	125.1%	107.5%	108.5%	117.8%	124.4%	99.1%	122.1%	123.1%	108.0%	116.3%	104.8%	112.7%
Avg Time between Filing & Disposition (Months)	9.7	8.1	9.3	7.3	9.2	5.8	10.0	15.1	11.9	7.3	12.7	8.0	9.8	10.0
Avg Percent of Cases Filed but not yet Disposed for < 2 Years	100%	99.7%	100%	100%	100%	100%	100%	96.6%	100%	96.0%	99.8%	100%	100%	99.7%
Avg Time between Submission & Disposition (Months)	2.2	1.0	0.6	1.0	1.8	0.5	0.8	4.8	2.1	0.4	1.0	2.6	0.6	2.8
Avg Percent of Cases under Submission for < 1 Year	97.5%	100%	100%	100%	100%	100%	100%	97.7%	100%	100.0%	98.9%	100%	100%	98.8%
Total Cases														
<i>Total Cases Added</i>	1,026	707	646	698	1,491	315	415	283	390	333	322	299	692	1,088
<i>Total Cases Disposed</i>	1,010	721	754	748	1,532	341	459	245	391	387	334	304	701	1,092
Cases Pending End of Year	784	470	438	380	979	149	252	314	354	253	337	202	500	825
Clearance Rate	98.4%	102.0%	116.7%	107.2%	102.8%	108.3%	110.6%	86.6%	100.3%	116.2%	103.7%	101.7%	101.3%	100.4%
Avg Time between Filing & Disposition (Months)	9.2	6.6	7.5	6.6	8.2	5.5	8.6	12.7	9.6	7.4	11.4	6.8	9.6	9.4
Avg Percent of Cases Filed but not yet Disposed for < 2 Years	99.7%	99.5%	100%	100%	99.9%	100%	100%	96.0%	100%	94.3%	99.2%	100%	99.9%	99.6%
Avg Time between Submission & Disposition (Months)	2.0	1.3	0.7	1.3	1.8	0.5	0.9	4.7	2.0	0.5	1.5	2.5	0.8	2.9
Avg Percent of Cases under Submission for < 1 Year	97.7%	97.9%	100%	100%	99.7%	100%	100%	92.6%	99.8%	97.4%	96.6%	100%	99.3%	98.9%

District Courts

Criminal Case Activity

CASES ON DOCKET	Capital Murder	Murder	Other Homicides	Aggravated Assault or Attempted Murder	Sexual Assault of Adult	Indecency with or Sexual Assault of Child	Family Violence Assault	Aggravated Robbery or Robbery
Cases Pending Beginning of Year								
Active Cases	964	1,903	754	18,129	2,146	8,653	8,093	6,665
Inactive Cases	161	877	336	8,487	1,100	5,426	3,245	2,891
Docket Adjustments	-9	3	-130	-146	-245	-53	-53	-128
Cases Added								
Filed by Indictment or Information	413	916	404	24,870	1,413	5,330	13,197	7,201
Other Cases Reaching Docket								
Motions to Revoke Filed	1	7	80	5,600	170	712	3,122	2,128
Cases Reactivated	54	128	144	5,874	369	1,475	4,148	2,089
All Other Cases Added	10	20	16	522	37	150	179	301
Total Active Cases on Docket	1,433	2,977	1,268	54,849	3,890	16,267	28,686	18,256
Dispositions								
Convictions								
Guilty Plea or Nolo Contendere	114	226	142	5,478	253	1,314	3,454	2,493
By the Court	8	13	13	187	12	72	88	48
By the Jury	42	92	23	170	36	194	35	53
Total Convictions	164	331	178	5,835	301	1,580	3,577	2,594
Deferred Adjudication	1	11	55	5,156	153	685	2,500	1,280
Acquittals								
By the Court	1	12	3	28	2	9	8	3
By the Jury	4	8	2	55	28	49	19	13
Total Acquittals	5	20	5	83	30	58	27	16
Dismissals	60	149	73	5,148	566	1,266	3,005	1,167
Motions to Revoke								
Granted/Revoked	0	3	33	1,954	61	258	1,131	671
Denied/Continued	3	5	35	2,743	87	316	1,253	1,088
All Other Dispositions	7	14	13	919	17	116	115	261
Total Cases Disposed	240	533	392	21,838	1,215	4,279	11,608	7,077
Cases Placed on Inactive Status	76	185	171	7,828	467	1,885	4,958	2,461
Cases Pending End of Year								
Active Cases	1,115	2,256	772	25,410	2,326	10,106	12,278	8,764
Inactive Cases	185	937	296	10,214	1,080	5,832	3,897	3,217
Cases in Which								
Death Penalty Sought	6	---	---	---	---	---	---	---
Death Penalty Not Sought	62	---	---	---	---	---	---	---
Sentencing Information								
Prison	154	310	102	2,640	231	1,384	1,274	1,946
State Jail	3	4	11	226	0	23	49	129
Local Jail	0	0	9	2,092	27	34	1,686	345
Probation/Community Supervision	0	3	42	730	20	66	578	150
Shock Probation	0	0	3	4	0	1	1	10
Fine Only	0	0	1	11	0	0	15	0
Other	4	4	5	103	11	27	51	25

AGE OF CASES DISPOSED	90 Days or Less	91 to 180 Days	181 to 365 Days	Over 365 Days	Total
Number of Cases	80,907	43,367	45,091	44,130	213,495

INFORMATION ON TRAFFICKING OF PERSONS	Total Filed
Cases for Trafficking of Persons	154
Cases for Prostitution	280
Cases for Compelling Prostitution	123

Criminal Case Activity

CASES ON DOCKET	Burglary	Theft	Auto Theft	Drug Sale or Manufacture	Drug Possession	Felony DWI	Other Felony	All Misdemeanors	Total Cases
Cases Pending Beginning of Year									
Active Cases	9,466	14,576	3,637	11,718	42,796	10,281	42,339	4,186	186,306
Inactive Cases	5,406	12,250	2,336	5,479	22,408	4,921	23,027	978	99,328
Docket Adjustments	-154	-36	-14	-134	-263	-146	185	510	-813
Cases Added									
Filed by Indictment or Information	10,443	18,928	6,430	10,177	52,180	8,920	46,610	1,771	209,203
Other Cases Reaching Docket									
Motions to Revoke Filed	3,793	4,590	1,361	3,106	16,231	2,601	10,421	935	54,858
Cases Reactivated	4,158	7,004	2,133	3,348	18,635	2,766	15,622	1,118	69,065
All Other Cases Added	226	376	87	288	698	697	970	788	5,365
Total Active Cases on Docket	27,932	45,438	13,634	28,503	130,277	25,119	116,147	9,308	523,984
Dispositions									
Convictions									
Guilty Plea or Nolo Contendere	4,052	8,139	2,479	3,596	17,783	6,181	15,378	1,038	72,120
By the Court	151	251	71	157	665	197	727	11	2,671
By the Jury	30	31	5	41	92	41	194	9	1,088
Total Convictions	4,233	8,421	2,555	3,794	18,540	6,419	16,299	1,058	75,879
Deferred Adjudication	1,993	3,052	945	2,314	13,099	71	8,201	263	39,779
Acquittals									
By the Court	8	5	3	8	30	2	48	0	170
By the Jury	8	10	2	3	14	5	45	3	268
Total Acquittals	16	15	5	11	44	7	93	3	438
Dismissals	1,851	3,650	1,316	2,274	12,578	780	11,320	752	45,955
Motions to Revoke									
Granted/Revoked	1,579	1,951	637	984	6,745	951	4,066	452	21,476
Denied/Continued	1,626	2,005	505	1,565	6,209	1,277	4,258	273	23,248
All Other Dispositions	328	600	114	361	1,144	440	1,305	966	6,720
Total Cases Disposed	11,626	19,694	6,077	11,303	58,359	9,945	45,542	3,767	213,495
Cases Placed on Inactive Status	4,866	8,332	2,631	3,966	22,489	3,481	18,725	1,199	83,720
Cases Pending End of Year									
Active Cases	11,635	17,681	5,006	13,358	50,352	11,830	52,479	4,364	229,732
Inactive Cases	5,919	13,308	2,754	5,973	25,324	5,499	25,527	1,037	110,999
Cases in Which									
Death Penalty Sought	---	---	---	---	---	---	---	---	6
Death Penalty Not Sought	---	---	---	---	---	---	---	---	62
Sentencing Information									
Prison	1,623	1,146	319	2,520	4,028	1,869	7,730	22	27,298
State Jail	1,140	3,425	1,244	327	4,244	224	2,428	28	13,505
Local Jail	849	2,852	793	347	6,446	491	3,154	736	19,861
Probation/Community Supervision	511	819	190	537	3,167	3,591	2,454	195	13,053
Shock Probation	4	3	0	13	8	7	13	2	69
Fine Only	5	10	0	4	61	2	31	2	142
Other	70	154	13	90	313	331	321	25	1,547

ADDITIONAL COURT ACTIVITY		Total			Total
Cases in Which Jury Selected		1,320	Competency Examination Reports		5,728
Cases in Which Mistrial Declared		79	Cases Set for Review		44,711
Motions to Suppress Granted or Denied		2,062	Cases in Which Attorney Appointed as Counsel		142,836
Mental Illness/Intellectual Disability Assessments		22,936	Cases with Retained Counsel		56,785

District Courts

Civil Case Activity

CASES ON DOCKET	Injury or Damage					
	Motor Vehicle	Medical Malpractice	Other Professional Malpractice	Product Liability - Asbestos/Silica	Other Product Liability	Other Injury or Damage
Cases Pending Beginning of Year						
<i>Active Cases</i>	61,771	2,128	401	886	626	17,281
<i>Inactive Cases</i>	2,146	143	36	232	36	936
Docket Adjustments	83	17	-2	5	34	-17
Cases Added						
New Cases Filed	36,152	1,149	129	71	201	9,176
Other Cases Reaching Docket						
<i>Cases Reactivated</i>	4,948	182	30	7	28	1,011
<i>All Other Cases Added</i>	1,017	37	7	2	16	359
Total Active Cases on Docket	103,971	3,513	565	971	905	27,810
Dispositions						
Change of Venue Transfers	312	14	2	7	3	182
Default Judgments	696	4	1	1	6	177
Agreed Judgments	5,159	141	22	3	21	1,297
Summary Judgments	340	26	13	2	4	266
Final Judgments						
<i>After Non-Jury Trial</i>	1,009	19	6	2	17	352
<i>By Jury Verdict</i>	464	23	1	0	1	54
<i>By Directed Verdict</i>	2	0	1	0	0	3
<i>Dismissed for Want of Prosecution</i>	3,655	63	14	4	19	766
<i>Non-Suited or Dismissed by Plaintiff</i>	18,694	566	74	48	110	3,553
All Other Dispositions	2,561	90	22	51	45	1,118
Total Cases Disposed	32,892	946	156	118	226	7,768
Cases Placed on Inactive Status	4,748	169	27	5	24	1,101
Cases Pending End of Year						
<i>Active Cases</i>	66,312	2,398	382	847	655	18,929
<i>Inactive Cases</i>	1,921	128	33	231	32	1,021

AGE OF CASES DISPOSED	3 Months or Less	Over 3 to 6 Months	Over 6 to 12 Months	12 to 18 Months	Over 18 Months	Total
Number of Cases	54,109	36,350	48,936	29,589	49,862	218,846

ADDITIONAL COURT ACTIVITY	Total
Cases in Which Jury Selected	849
Cases in Which Mistrial Declared	27
Injunction or Show Cause Order Issued	4,789
Cases in Which Plaintiff/Petitioner Represented Self	6,340

Civil Case Activity

CASES ON DOCKET	Real Property		Contract		Civil Cases Relating to Criminal Matters	All Other Civil Cases	Tax	Total Cases
	Eminent Domain	Other Real Property	Consumer/ Commer- cial/ Debt	Other Contract				
Cases Pending Beginning of Year								
<i>Active Cases</i>	1,596	16,268	56,897	19,334	49,183	47,257	102,947	376,575
<i>Inactive Cases</i>	12	564	2,765	1,335	460	1,593	1,217	11,475
Docket Adjustments	-13	50	-299	7	-4,166	-674	-1,435	-6,410
Cases Added								
New Cases Filed	686	11,195	43,292	14,857	45,379	30,204	41,097	233,588
Other Cases Reaching Docket								
<i>Cases Reactivated</i>	5	2,321	1,884	457	1,185	959	2,592	15,609
<i>All Other Cases Added</i>	7	265	1,096	320	642	1,423	405	5,596
Total Active Cases on Docket	2,281	30,099	102,870	34,975	92,223	79,169	145,606	624,958
Dispositions								
Change of Venue Transfers	0	100	273	101	30	234	2	1,260
Default Judgments	5	437	11,688	2,948	2,790	1,697	7,358	27,808
Agreed Judgments	91	6,570	5,093	1,571	7,357	7,402	1,208	35,935
Summary Judgments	0	242	1,681	543	383	1,535	251	5,286
Final Judgments								
<i>After Non-Jury Trial</i>	81	456	1,311	627	10,582	2,365	7,867	24,694
<i>By Jury Verdict</i>	2	18	79	36	19	58	11	766
<i>By Directed Verdict</i>	0	1	3	0	1	8	2	21
<i>Dismissed for Want of Prosecution</i>	15	665	4,073	1,125	1,461	1,952	1,293	15,105
<i>Non-Suited or Dismissed by Plaintiff</i>	644	2,578	16,693	5,611	3,267	8,845	20,377	81,060
All Other Dispositions	81	747	2,126	1,212	13,168	4,387	1,303	26,911
Total Cases Disposed	919	11,814	43,020	13,774	39,058	28,483	39,672	218,846
Cases Placed on Inactive Status	8	2,339	2,028	683	1,256	1,099	2,375	15,862
Cases Pending End of Year								
<i>Active Cases</i>	1,353	15,936	57,741	20,553	51,691	49,628	103,369	389,794
<i>Inactive Cases</i>	16	583	2,837	1,510	550	1,641	1,053	11,556

District Courts

Family Case Activity

CASES ON DOCKET	Divorce		Parent-Child - No Divorce	Child Protective Services	Termination of Parental Rights	Adoption	Protective Orders - No Divorce	All Other Family Law Cases
	Children	No Children						
Cases Pending Beginning of Year								
<i>Active Cases</i>	50,599	54,666	27,496	18,211	1,598	6,023	5,538	18,367
<i>Inactive Cases</i>	455	237	211	79	19	30	38	182
Docket Adjustments	-332	-165	63	-462	-30	-55	-69	-352
Cases Added								
New Cases Filed	46,011	56,207	11,448	10,696	1,599	7,268	9,247	13,745
Other Cases Reaching Docket								
<i>Cases Reactivated</i>	1,487	1,383	281	108	9	63	337	331
<i>All Other Cases Added</i>	1,905	783	1,126	514	48	108	236	1,072
Total Active Cases on Docket	99,670	112,874	40,414	29,067	3,224	13,407	15,289	33,163
Dispositions								
Change of Venue Transfers	145	37	99	214	18	35	8	52
Default Judgments	2,082	3,699	809	201	55	78	817	182
Agreed Judgments	18,555	22,424	2,911	835	109	842	1,372	2,017
Summary Judgments	7	13	11	3	1	2	1	19
Final Judgments								
<i>After Non-Jury Trial</i>	10,523	14,524	2,446	3,961	1,051	4,479	1,533	6,472
<i>By Jury Verdict</i>	12	12	12	10	1	7	0	4
<i>By Directed Verdict</i>	8	6	0	3	0	1	1	3
<i>Dismissed for Want of Prosecution</i>	4,426	4,488	1,903	342	123	313	922	1,308
<i>Non-Suited or Dismissed by Plaintiff</i>	3,097	2,377	1,028	3,358	77	120	2,210	708
All Other Dispositions	1,751	1,653	856	1,458	103	1,040	1,754	2,612
Total Cases Disposed	40,606	49,233	10,075	10,385	1,538	6,917	8,618	13,377
Cases Placed on Inactive Status	1,424	1,351	279	145	12	71	348	241
Cases Pending End of Year								
<i>Active Cases</i>	57,512	62,118	30,006	18,435	1,671	6,411	6,303	19,486
<i>Inactive Cases</i>	414	222	199	78	20	28	50	137

AGE OF CASES DISPOSED	3 Months or Less	Over 3 to 6 Months	Over 6 to 12 Months	12 to 18 Months	Over 18 Months	Total
Number of Cases	89,029	59,426	61,405	22,537	26,797	259,194

ADDITIONAL COURT ACTIVITY	Total
Cases in Which Jury Selected	84
Cases in Which Mistrial Declared	1
Injunction of Show Cause Order Issued	25,139
Protective Orders Signed	7,776
Cases Set for Review	30,594
Cases in Which Plaintiff/Petitioner Represented Self	69,048

Family Case Activity

CASES ON DOCKET	Title IV-D			Post-Judgment Actions				Total Cases
	Paternity	Support Order	UIFSA	Modification - Custody	Modification - Other	Enforcement	Title IV-D	
Cases Pending Beginning of Year								
<i>Active Cases</i>	21,786	23,520	3,051	21,786	23,520	3,051	48,197	340,055
<i>Inactive Cases</i>	122	96	25	122	96	25	2,558	4,844
Docket Adjustments	-170	-397	-46	-170	-397	-46	-994	-4,197
Cases Added								
New Cases Filed	21,930	29,075	2,303	21,930	29,075	2,303	42,225	281,060
Other Cases Reaching Docket								
<i>Cases Reactivated</i>	56	73	2	56	73	2	1,191	6,005
<i>All Other Cases Added</i>	652	1,102	188	652	1,102	188	4,882	16,284
Total Active Cases on Docket	44,254	53,373	5,498	44,254	53,373	5,498	95,501	639,207
Dispositions								
Change of Venue Transfers	88	94	14	88	94	14	818	2,635
Default Judgments	2,019	1,674	188	2,019	1,674	188	2,109	14,877
Agreed Judgments	4,981	9,008	298	4,981	9,008	298	16,081	88,811
Summary Judgments	7	6	4	7	6	4	6	86
Final Judgments								
<i>After Non-Jury Trial</i>	3,572	4,266	552	3,572	4,266	552	8,990	67,412
<i>By Jury Verdict</i>	15	12	1	15	12	1	2	119
<i>By Directed Verdict</i>	0	0	0	0	0	0	1	38
<i>Dismissed for Want of Prosecution</i>	2,719	2,636	171	2,719	2,636	171	1,949	24,667
<i>Non-Suited or Dismissed by Plaintiff</i>	6,575	6,890	715	6,575	6,890	715	8,509	38,187
All Other Dispositions	1,277	2,042	300	1,277	2,042	300	3,876	22,362
Total Cases Disposed	21,253	26,628	2,243	21,253	26,628	2,243	42,341	259,194
Cases Placed on Inactive Status	44	74	0	44	74	0	963	5,665
Cases Pending End of Year								
<i>Active Cases</i>	22,975	26,646	3,250	22,975	26,646	3,250	52,305	373,849
<i>Inactive Cases</i>	82	88	20	82	88	20	2,163	4,289

District Courts

Juvenile Case Activity

CASES ON DOCKET	CINS	Delinquent Conduct							
		Capital Murder	Murder	Other Homicides	Aggravated Assault or Attempted Murder	Assault	Indecency with or Sexual Assault of Child	Aggravated Robbery or	Burglary
Cases Pending Beginning of Year									
Active Cases	589	18	12	3	909	1,177	577	495	724
Inactive Cases	61	6	5	1	130	191	92	103	94
Docket Adjustments	-65	0	-6	-2	-15	-114	1	5	-32
Cases Added									
New Petitions Filed	47	25	27	9	1,347	1,483	617	866	598
Petitions for Transfer to Adult Criminal Court	---	1	2	0	5	2	24	3	3
Other Cases Reaching Docket									
Motions to Modify/Enforce/Proceed Filed	9	1	0	3	427	664	129	262	181
Cases Reactivated	7	7	7	1	234	245	126	160	106
All Other Cases Added	42	1	0	0	17	16	10	3	13
Total Active Cases on Docket	629	53	42	14	2,924	3,473	1,484	1,794	1,593
Adjudications									
Findings of Delinquent Conduct or CINS									
Plea of True	13	6	6	1	503	338	236	428	255
By the Court	10	0	1	0	54	49	32	38	25
By the Jury	0	0	0	0	4	1	3	0	0
Total Findings of DC/CINS	23	6	7	1	561	388	271	466	280
Deferred Prosecution	23	0	0	0	263	555	53	29	109
Transferred to Adult Criminal Court	---	3	2	0	12	1	25	14	5
Findings of No DC or No CINS									
By the Court	0	0	0	0	0	0	2	1	1
By the Jury	0	0	0	0	3	1	1	0	0
Total Findings of No DC/No CINS	0	0	0	0	3	1	3	1	1
Dismissals	38	1	1	0	214	388	88	58	101
Motions to Modify Disposition									
Denied	0	0	0	0	52	37	12	63	27
Granted	5	0	0	1	224	115	71	155	133
All Other Adjudications/Findings	7	3	3	0	251	719	85	127	44
Total Cases Adjudicated	96	13	13	2	1,580	2,204	608	913	700
Cases Placed on Inactive Status	8	7	7	0	259	189	147	127	128
Cases Pending End of Year									
Active Cases	581	33	22	12	1,086	1,086	732	722	783
Inactive Cases	6	6	5	0	154	129	110	102	98
Dispositions									
Cases with Finding of DC/CINS									
Probation Granted									
Determinate Sentence Probation	---	1	2	0	174	176	58	215	71
All Other Probation	18	0	0	0	285	250	160	179	209
Committed to Texas Juvenile Justice Dept.									
Determinate Sentence	---	6	5	0	18	2	7	49	1
Indeterminate Sentence	---	0	0	0	47	2	12	15	12
Final Judgment Without Any Disposition	1	0	0	0	16	28	2	12	10
Cases with Granted Motion to Modify Disp.									
Probation Revoked, Child Sent to TJJD	---	0	0	0	14	2	14	17	8
All Other Dispositions	7	1	0	0	181	123	54	132	105

AGE OF CASES DISPOSED	30 Days or Less	31 to 90 Days	91 to 180 Days	Over 180 Days	Total
Number of Cases	4,175	3,958	3,154	3,043	14,330

Juvenile Case Activity

CASES ON DOCKET	Delinquent Conduct							Total DC Cases		
	Theft	Auto Theft	Felony Drug Offenses	Misde-meanor Drug Offenses	DWI	Contempt of Court	All Other Offenses	Total Cases	Felonies	Misde-meanors
Cases Pending Beginning of Year										
<i>Active Cases</i>	543	349	414	436	24	32	5,113	11,415	4,431	4,586
<i>Inactive Cases</i>	68	61	30	53	1	0	491	1,387	653	670
Docket Adjustments	-10	-7	-7	-7	-3	-1	19	-244	-132	-260
Cases Added										
New Petitions Filed	479	529	330	132	38	1	4,448	10,976	5,567	4,649
Petitions for Transfer to Adult Criminal Court	1	1	1	0	0	0	10	53	40	4
Other Cases Reaching Docket										
<i>Motions to Modify/Enforce/Proceed Filed</i>	176	187	147	220	2	0	1,886	4,294	1,904	1,972
<i>Cases Reactivated</i>	110	109	56	70	5	0	687	1,930	1,032	848
<i>All Other Cases Added</i>	8	10	7	3	1	0	65	196	80	63
Total Active Cases on Docket	1,307	1,178	948	854	67	32	12,228	28,620	12,922	11,862
Adjudications										
Findings of Delinquent Conduct or CINS										
<i>Plea of True</i>	233	235	142	88	11	0	1,643	4,138	2,311	1,447
<i>By the Court</i>	7	18	15	12	1	0	176	438	234	162
<i>By the Jury</i>	0	0	0	0	0	0	7	15	8	5
Total Findings of DC/CINS	240	253	157	100	12	0	1,826	4,591	2,553	1,614
Deferred Prosecution	89	42	158	97	4	0	891	2,313	859	1,289
Transferred to Adult Criminal Court	2	1	3	0	0	0	15	83	67	8
Findings of No DC or No CINS										
<i>By the Court</i>	0	2	0	0	1	0	3	10	5	3
<i>By the Jury</i>	0	0	0	0	0	0	3	8	5	3
Total Findings of No DC/No CINS	0	2	0	0	1	0	6	18	10	6
Dismissals	103	95	93	62	1	1	1,008	2,252	765	1,091
Motions to Modify Disposition										
<i>Denied</i>	16	44	7	23	0	0	157	438	264	165
<i>Granted</i>	92	114	57	45	0	0	714	1,726	1,024	561
All Other Adjudications/Findings	87	87	94	213	8	0	1,181	2,909	1,010	1,845
Total Cases Adjudicated	629	638	569	540	26	1	5,798	14,330	6,552	6,579
Cases Placed on Inactive Status	107	105	55	28	6	0	571	1,744	1,029	666
Cases Pending End of Year										
<i>Active Cases</i>	560	427	326	281	35	31	5,758	12,475	5,279	4,610
<i>Inactive Cases</i>	76	65	27	16	2	0	476	1,272	712	495
Dispositions										
Cases with Finding of DC/CINS										
Probation Granted										
<i>Determinate Sentence Probation</i>	66	99	69	46	2	0	548	1,527	913	578
<i>All Other Probation</i>	162	113	76	46	9	0	1,161	2,668	1,287	933
Committed to Texas Juvenile Justice Dept.										
<i>Determinate Sentence</i>	2	3	2	0	0	0	26	121	95	11
<i>Indeterminate Sentence</i>	12	14	4	1	0	0	40	159	132	19
Final Judgment Without Any Disposition	8	21	7	6	0	0	57	169	92	72
Cases with Granted Motion to Modify Disp.										
Probation Revoked, Child Sent to TJJD	6	6	2	0	0	0	27	96	73	5
All Other Dispositions	66	112	54	42	0	1	943	1,821	874	551

ADDITIONAL COURT ACTIVITY								
	CINS	DC	Total		CINS	DC	Total	
Grand Jury Approvals	---	806	806	Motions to Suppress Granted or Denied	0	13	13	
Release or Transfer Hearings	---	180	180	Applications for Sealing Records	897	389	1,286	
Detention Hearings	1,201	24,492	25,693	Motions for Sex Offender Un- or Deregistration	0	30	30	
Cases Set for Review	20	5,086	5,106	Cases in Which Attorney Appointed as Counsel	50	10,348	10,398	
Competency Hearings	0	26	26	Cases with Retained Counsel	8	1,395	1,403	

Statutory County Courts

Felony Case Activity

CASES ON DOCKET	Capital Murder	Murder	Other Homicides	Aggravated Assault or Attempted Murder	Sexual Assault of Adult	Indecency with or Sexual Assault of Child	Family Violence Assault	Aggravated Robbery or Robbery
Cases Pending Beginning of Year								
<i>Active Cases</i>	0	3	16	73	5	31	28	10
<i>Inactive Cases</i>	0	1	0	6	0	6	0	2
Docket Adjustments	0	0	0	1	0	1	2	0
Cases Added								
Filed by Indictment or Information	0	2	3	50	3	9	28	2
Other Cases Reaching Docket								
<i>Motions to Revoke Filed</i>	0	0	0	8	0	0	14	4
<i>Cases Reactivated</i>	0	0	0	1	0	1	1	0
<i>All Other Cases Added</i>	0	0	0	0	0	0	0	0
Total Active Cases on Docket	0	5	19	133	8	42	73	16
Dispositions								
Convictions								
<i>Guilty Plea or Nolo Contendere</i>	0	0	4	17	1	4	10	1
<i>By the Court</i>	0	0	0	0	0	0	0	0
<i>By the Jury</i>	0	1	0	0	0	0	0	0
Total Convictions	0	1	4	17	1	4	10	1
Deferred Adjudication	0	0	3	17	0	4	11	2
Acquittals								
<i>By the Court</i>	0	0	0	0	0	0	0	0
<i>By the Jury</i>	0	0	0	0	0	0	0	0
Total Acquittals	0	0	0	0	0	0	0	0
Dismissals	0	1	2	27	0	3	10	1
Motions to Revoke								
<i>Granted/Revoked</i>	0	0	0	2	0	1	6	0
<i>Denied/Continued</i>	0	0	0	5	0	0	3	2
All Other Dispositions	0	0	0	1	0	0	0	0
Total Cases Disposed	0	2	9	69	1	12	40	6
Cases Placed on Inactive Status	0	0	0	1	0	0	2	2
Cases Pending End of Year								
<i>Active Cases</i>	0	3	10	64	7	31	32	8
<i>Inactive Cases</i>	0	1	0	5	0	4	0	4
Cases in Which								
<i>Death Penalty Sought</i>	---	---	---	---	---	---	---	---
<i>Death Penalty Not Sought</i>	---	---	---	---	---	---	---	---
Sentencing Information								
Prison	0	1	4	5	1	2	3	1
State Jail	0	0	0	0	0	0	0	0
Local Jail	0	0	0	6	0	2	0	0
Probation/Community Supervision	0	0	0	5	0	0	7	0
Shock Probation	0	0	0	0	0	0	0	0
Fine Only	0	0	0	0	0	0	0	0
Other	0	0	0	0	0	0	0	0

AGE OF CASES DISPOSED	90 Days or Less	91 to 180 Days	181 to 365 Days	Over 365 Days	Total
Number of Cases	284	206	240	167	897

Felony Case Activity

CASES ON DOCKET	Burglary	Theft	Auto Theft	Drug Sale or Manu- facture	Drug Possession	Felony DWI	Other Felony	Total Cases
Cases Pending Beginning of Year								
<i>Active Cases</i>	35	87	22	29	176	176	179	870
<i>Inactive Cases</i>	10	25	15	0	33	87	30	215
Docket Adjustments	0	8	-1	2	5	18	9	45
Cases Added								
Filed by Indictment or Information	29	75	26	28	160	143	98	656
Other Cases Reaching Docket								
<i>Motions to Revoke Filed</i>	22	28	10	5	73	37	31	232
<i>Cases Reactivated</i>	10	28	7	0	15	66	24	153
<i>All Other Cases Added</i>	0	0	0	0	0	0	1	1
Total Active Cases on Docket	96	226	64	64	429	440	342	1,957
Dispositions								
Convictions								
<i>Guilty Plea or Nolo Contendere</i>	11	40	14	15	70	119	47	353
<i>By the Court</i>	0	1	1	0	9	5	3	19
<i>By the Jury</i>	0	0	0	0	0	2	1	4
Total Convictions	11	41	15	15	79	126	51	376
Deferred Adjudication	8	15	0	8	52	0	23	143
Acquittals								
<i>By the Court</i>	0	0	0	0	0	0	0	0
<i>By the Jury</i>	0	1	0	0	0	0	0	1
Total Acquittals	0	1	0	0	0	0	0	1
Dismissals	5	17	9	8	44	5	42	174
Motions to Revoke								
<i>Granted/Revoked</i>	8	22	5	2	32	19	24	121
<i>Denied/Continued</i>	10	9	3	2	24	6	11	75
All Other Dispositions	0	0	2	0	2	1	1	7
Total Cases Disposed	42	105	34	35	233	157	152	897
Cases Placed on Inactive Status	13	21	16	0	17	75	35	182
Cases Pending End of Year								
<i>Active Cases</i>	41	100	19	29	181	209	158	892
<i>Inactive Cases</i>	13	18	19	0	33	95	38	230
Cases in Which								
<i>Death Penalty Sought</i>	---	---	---	---	---	---	---	---
<i>Death Penalty Not Sought</i>	---	---	---	---	---	---	---	---
Sentencing Information								
Prison	3	5	0	11	11	36	21	104
State Jail	1	12	4	2	17	2	3	41
Local Jail	3	7	5	0	8	5	5	41
Probation/Community Supervision	4	15	4	4	38	79	16	172
Shock Probation	0	0	0	0	0	0	0	0
Fine Only	0	0	0	0	0	0	0	0
Other	0	0	0	0	0	0	0	0

Statutory County Courts

Misdemeanor Case Activity

CASES ON DOCKET	DWI - First Offense	DWI - Second Offense	Theft	Theft by Check	Drug Possession - Marijuana	Drug Offenses - Other
Cases Pending Beginning of Year						
<i>Active Cases</i>	60,775	9,109	22,318	9,017	28,342	9,539
<i>Inactive Cases</i>	31,030	4,536	31,286	12,928	15,574	4,499
Docket Adjustments	-811	-168	-21	-57	-304	-201
Cases Added						
New Cases Filed	55,892	10,865	25,985	1,955	22,358	9,939
Appealed from Lower Courts	36	7	19	6	16	77
Other Cases Reaching Docket						
<i>Motions to Revoke Filed</i>	4,968	1,294	2,066	165	2,677	758
<i>Cases Reactivated</i>	10,106	2,287	10,997	2,516	10,927	3,889
<i>All Other Cases Added</i>	178	73	171	8	79	61
Total Active Cases on Docket	131,144	23,467	61,535	13,610	64,095	24,062
Dispositions						
Convictions						
<i>Guilty Plea or Nolo Contendere</i>	24,677	6,593	7,904	575	7,585	2,944
<i>By the Court</i>	66	15	25	3	45	13
<i>By the Jury</i>	201	41	8	0	9	3
Total Convictions	24,944	6,649	7,937	578	7,639	2,960
Deferred Adjudication	3,365	208	3,369	296	4,017	891
Acquittals						
<i>By the Court</i>	61	3	2	0	2	1
<i>By the Jury</i>	113	27	9	3	5	2
Total Acquittals	174	30	11	3	7	3
Dismissals	13,210	1,209	10,926	3,716	15,936	5,962
Motions to Revoke						
<i>Granted/Revoked</i>	2,072	584	1,173	140	1,533	522
<i>Denied/Continued</i>	2,110	547	823	95	810	232
All Other Dispositions	574	83	397	36	980	396
Total Cases Disposed	46,449	9,310	24,636	4,864	30,922	10,966
Placed on Inactive Status	11,062	2,756	11,760	819	7,861	2,985
Cases Pending End of Year						
<i>Active Cases</i>	73,919	11,472	25,202	7,900	25,562	10,059
<i>Inactive Cases</i>	31,638	4,925	31,920	11,256	12,185	3,638
Sentencing Information						
Local Jail	11,935	3,305	6,732	394	5,055	2,485
Probation/Comm. Supervision	12,370	3,210	731	129	567	383
Fine Only	293	62	359	34	1,615	116
Other	114	26	74	4	168	54

AGE OF CASES DISPOSED	30 Days or Less	31 to 90 Days	91 to 180 Days	Over 180 Days	Total
Number of Cases	51,719	24,350	22,438	179,972	278,479

INFORMATION ON TRAFFICKING OF PERSONS	Total Filed
Cases for Trafficking of Persons	9
Cases for Prostitution	2,011
Cases for Compelling Prostitution	0

Misdemeanor Case Activity

CASES ON DOCKET	Family Violence Assault	Assault - Other	Traffic	DWLS/ DWLI	Other Misdemeanor Cases	Total Cases
Cases Pending Beginning of Year						
<i>Active Cases</i>	23,344	10,844	11,122	9,837	66,487	260,734
<i>Inactive Cases</i>	13,002	7,828	8,947	7,612	47,224	184,466
Docket Adjustments	-1,016	782	-392	-254	134	-2,308
Cases Added						
New Cases Filed	35,242	12,363	6,802	7,072	103,313	291,786
Appealed from Lower Courts	11	24	10,527	77	1,991	12,791
Other Cases Reaching Docket						
<i>Motions to Revoke Filed</i>	2,039	705	432	369	4,946	20,419
<i>Cases Reactivated</i>	9,551	3,730	2,398	3,765	26,042	86,208
<i>All Other Cases Added</i>	302	182	90	13	516	1,673
Total Active Cases on Docket	69,473	28,630	30,979	20,879	203,429	671,303
Dispositions						
Convictions						
<i>Guilty Plea or Nolo Contendere</i>	6,679	2,772	3,359	2,906	29,662	95,656
<i>By the Court</i>	24	14	31	12	101	349
<i>By the Jury</i>	51	21	8	1	71	414
Total Convictions	6,754	2,807	3,398	2,919	29,834	96,419
Deferred Adjudication	3,388	1,250	4,589	629	8,347	30,349
Acquittals						
<i>By the Court</i>	18	9	1	0	16	113
<i>By the Jury</i>	85	35	4	3	51	337
Total Acquittals	103	44	5	3	67	450
Dismissals	14,717	4,790	7,169	6,046	43,315	126,996
Motions to Revoke						
<i>Granted/Revoked</i>	981	332	197	221	2,394	10,149
<i>Denied/Continued</i>	684	290	146	105	2,004	7,846
All Other Dispositions	226	165	678	299	2,436	6,270
Total Cases Disposed	26,853	9,678	16,182	10,222	88,397	278,479
Placed on Inactive Status	10,507	4,337	1,973	3,295	29,083	86,438
Cases Pending End of Year						
<i>Active Cases</i>	32,652	14,299	12,936	7,575	86,396	307,972
<i>Inactive Cases</i>	13,412	8,743	8,391	6,914	49,698	182,720
Sentencing Information						
Local Jail	5,161	2,177	1,376	2,765	25,398	66,783
Probation/Comm. Supervision	900	366	296	133	2,147	21,232
Fine Only	471	159	1,512	314	1,059	5,994
Other	96	29	139	81	515	1,300

ADDITIONAL COURT ACTIVITY	Misdemeanor	Felony	Total
Cases in Which Jury Selected	687	7	694
Cases in Which Mistrial Declared	52	0	52
Motions to Suppress Granted or Denied	756	2	758
Mental Illness/Intellectual Disability Assessments	13,209	366	13,575
Competency Examination Reports	2,884	29	2,913
Cases Set for Review	25,274	13	25,287
Cases in Which Attorney Appointed as Counsel	131,047	280	131,327
Cases with Retained Counsel	86,626	197	86,823

Statutory County Courts

Civil Case Activity

CASES ON DOCKET	Injury or Damage					
	Motor Vehicle	Medical Malpractice	Other Professional Malpractice	Product Liability - Asbestos/Silica	Other Product Liability	Other Injury or Damage
Cases Pending Beginning of Year						
<i>Active Cases</i>	22,050	84	20	6	89	5,049
<i>Inactive Cases</i>	160	0	1	2	4	87
Docket Adjustments	-154	2	-4	0	-1	-70
Cases Added						
New Cases Filed	12,676	33	24	0	56	2,050
Cases Appealed from Lower Courts	4	0	0	0	0	11
Other Cases Reaching Docket						
<i>Cases Reactivated</i>	45	0	0	0	1	11
<i>All Other Cases Added</i>	317	0	1	0	2	48
Total Active Cases on Docket	34,938	119	41	6	147	7,099
Dispositions						
Change of Venue Transfers	78	0	0	0	2	32
Default Judgments	788	0	0	0	3	76
Agreed Judgments	585	2	3	0	4	98
Summary Judgments	117	2	0	0	0	49
Final Judgments						
<i>After Non-Jury Trial</i>	482	1	0	0	1	73
<i>By Jury Verdict</i>	143	0	0	0	0	8
<i>By Directed Verdict</i>	3	0	0	0	0	2
<i>Dismissed for Want of Prosecution</i>	1,346	3	2	0	2	191
<i>Non-Suited or Dismissed by Plaintiff</i>	7,158	21	8	0	35	953
All Other Dispositions	1,480	2	1	0	6	300
Total Cases Disposed	12,180	31	14	0	53	1,782
Cases Placed on Inactive Status	104	1	1	0	1	13
Cases Pending End of Year						
<i>Active Cases</i>	22,668	87	26	6	93	5,321
<i>Inactive Cases</i>	202	1	2	2	4	67

AGE OF CASES DISPOSED	3 Months or Less	Over 3 to 6 Months	Over 6 to 12 Months	12 to 18 Months	Over 18 Months	Total
Number of Cases	32,604	23,262	31,342	10,890	17,247	115,345

Civil Case Activity

CASES ON DOCKET	Real Property		Contract		Civil Cases Relating to Criminal Matters	All Other Civil Cases	Tax	Total Cases
	Eminent Domain	Other Real Property	Consumer/ Commer- cial/ Debt	Other Contract				
Cases Pending Beginning of Year								
<i>Active Cases</i>	4,198	2,566	52,886	14,572	82,075	17,998	3,157	204,750
<i>Inactive Cases</i>	8	6	820	301	215	244	8	1,856
Docket Adjustments	-32	-22	-1,040	-99	-656	30	661	-1,385
Cases Added								
New Cases Filed	1,430	298	46,018	5,430	21,794	8,813	1,761	100,383
Cases Appealed from Lower Courts	0	1,191	201	871	1	5,239	0	7,518
Other Cases Reaching Docket								
<i>Cases Reactivated</i>	1	4	354	20	1	43	4	484
<i>All Other Cases Added</i>	40	14	2,067	88	157	633	3	3,370
Total Active Cases on Docket	5,637	4,051	100,486	20,882	103,372	32,756	5,586	315,120
Dispositions								
Change of Venue Transfers	1	5	95	17	3	82	0	315
Default Judgments	1	246	16,892	1,612	3,884	625	232	24,359
Agreed Judgments	260	56	5,247	475	3,938	856	85	11,609
Summary Judgments	4	4	1,188	156	65	266	54	1,905
Final Judgments								
<i>After Non-Jury Trial</i>	284	206	1,485	443	1,691	2,802	287	7,755
<i>By Jury Verdict</i>	8	0	29	6	1	22	0	217
<i>By Directed Verdict</i>	2	0	1	2	2	3	0	15
<i>Dismissed for Want of Prosecution</i>	30	175	6,266	636	1,021	2,754	5	12,431
<i>Non-Suited or Dismissed by Plaintiff</i>	470	186	17,159	1,893	4,746	2,741	831	36,201
All Other Dispositions	190	160	3,863	1,657	8,969	3,750	160	20,538
Total Cases Disposed	1,250	1,038	52,225	6,897	24,320	13,901	1,654	115,345
Cases Placed on Inactive Status	7	12	420	26	81	89	2	757
Cases Pending End of Year								
<i>Active Cases</i>	4,383	3,002	47,866	13,964	79,041	18,731	3,930	199,118
<i>Inactive Cases</i>	11	13	842	302	194	260	6	1,906

ADDITIONAL COURT ACTIVITY	Total
Cases in Which Jury Selected	282
Cases in Which Mistrial Declared	3
Injunction or Show Cause Order Issued	778
Cases in Which Plaintiff/Petitioner Represented Self	6,933

Statutory County Courts

Family Case Activity

CASES ON DOCKET	Divorce		Parent-Child - No Divorce	Child Protective Services	Termination of Parental Rights	Adoption	Protective Orders - No Divorce	All Other Family Law Cases
	Children	No Children						
Cases Pending Beginning of Year								
<i>Active Cases</i>	8,120	6,400	2,932	3,660	423	787	1,735	3,138
<i>Inactive Cases</i>	27	18	3	8	2	0	0	4
Docket Adjustments	131	-15	30	-109	-18	-3	-57	24
Cases Added								
New Cases Filed	6,690	7,740	1,427	1,832	281	1,034	1,339	1,879
Other Cases Reaching Docket								
<i>Cases Reactivated</i>	6	2	4	8	2	0	0	4
<i>All Other Cases Added</i>	201	55	109	152	6	9	37	180
Total Active Cases on Docket	15,148	14,182	4,502	5,543	694	1,827	3,054	5,225
Dispositions								
Change of Venue Transfers	202	110	63	35	5	21	10	19
Default Judgments	161	309	69	12	4	4	34	25
Agreed Judgments	2,091	2,435	281	121	25	70	122	261
Summary Judgments	2	5	7	2	0	0	0	8
Final Judgments								
<i>After Non-Jury Trial</i>	2,305	2,734	451	558	104	592	441	807
<i>By Jury Verdict</i>	2	1	1	2	1	0	0	1
<i>By Directed Verdict</i>	2	0	0	0	0	0	0	1
<i>Dismissed for Want of Prosecution</i>	543	471	174	41	10	25	113	174
<i>Non-Suited or Dismissed by Plaintiff</i>	425	347	132	559	26	26	169	71
All Other Dispositions	501	593	169	222	53	171	239	527
Total Cases Disposed	6,234	7,005	1,347	1,552	228	909	1,128	1,894
Cases Placed on Inactive Status	18	16	6	20	1	0	3	9
Cases Pending End of Year								
<i>Active Cases</i>	8,905	7,173	3,147	3,971	466	918	1,926	3,328
<i>Inactive Cases</i>	30	20	7	20	0	0	0	3

AGE OF CASES DISPOSED	3 Months or Less	Over 3 to 6 Months	Over 6 to 12 Months	12 to 18 Months	Over 18 Months	Total
Number of Cases	12,601	7,174	7,037	2,512	3,775	33,099

Family Case Activity

CASES ON DOCKET	Title IV-D			Post-Judgment Actions				Total Cases
	Paternity	Support Order	UIFSA	Modification - Custody	Modification - Other	Enforcement	Title IV-D	
Cases Pending Beginning of Year								
<i>Active Cases</i>	3,214	1,993	229	2,307	3,686	2,083	6,623	47,330
<i>Inactive Cases</i>	1	9	2	7	9	16	208	314
Docket Adjustments	-65	24	-16	47	-56	-24	-50	-157
Cases Added								
New Cases Filed	2,784	2,143	133	840	1,684	604	4,269	34,679
Other Cases Reaching Docket								
<i>Cases Reactivated</i>	0	1	0	5	0	1	98	131
<i>All Other Cases Added</i>	253	135	2	200	174	123	671	2,307
Total Active Cases on Docket	6,186	4,296	348	3,399	5,488	2,787	11,611	84,290
Dispositions								
Change of Venue Transfers	181	14	12	59	78	11	156	976
Default Judgments	183	39	4	33	26	12	148	1,063
Agreed Judgments	821	381	26	246	269	112	999	8,260
Summary Judgments	7	1	0	0	0	0	0	32
Final Judgments								
<i>After Non-Jury Trial</i>	902	782	25	249	304	157	1,696	12,107
<i>By Jury Verdict</i>	2	1	0	1	2	3	1	18
<i>By Directed Verdict</i>	0	0	0	0	0	1	0	4
<i>Dismissed for Want of Prosecution</i>	15	26	1	97	109	59	54	1,912
<i>Non-Suited or Dismissed by Plaintiff</i>	855	411	33	71	66	102	868	4,161
All Other Dispositions	256	438	13	96	451	86	751	4,566
Total Cases Disposed	3,222	2,093	114	852	1,305	543	4,673	33,099
Cases Placed on Inactive Status	7	19	0	4	1	5	71	180
Cases Pending End of Year								
<i>Active Cases</i>	2,964	2,207	234	2,542	4,184	2,241	6,886	51,092
<i>Inactive Cases</i>	1	4	2	7	8	18	162	282

ADDITIONAL COURT ACTIVITY	Total
Cases in Which Jury Selected	23
Cases in Which Mistrial Declared	0
Injunction of Show Cause Order Issued	1,514
Protective Orders Signed	750
Cases Set for Review	3,045
Cases in Which Plaintiff/Petitioner Represented Self	7,862

Statutory County Courts

Juvenile Case Activity

CASES ON DOCKET	CINS	Delinquent Conduct							
		Capital Murder	Murder	Other Homicides	Aggravated Assault or Attempted Murder	Assault	Indecency with or Sexual Assault of Child	Aggravated Robbery or	Burglary
Cases Pending Beginning of Year									
Active Cases	379	4	14	3	436	1,030	384	177	428
Inactive Cases	2	0	0	0	4	19	0	2	9
Docket Adjustments	-10	0	0	-1	12	16	-6	10	2
Cases Added									
New Petitions Filed	118	2	9	3	334	792	221	129	210
Petitions for Transfer to Adult Criminal Court	---	8	2	1	9	1	8	11	0
Other Cases Reaching Docket									
Motions to Modify/Enforce/Proceed Filed	22	0	1	0	90	99	54	31	53
Cases Reactivated	0	0	0	0	6	17	0	2	3
All Other Cases Added	0	0	0	1	21	47	25	15	18
Total Active Cases on Docket	509	14	26	7	908	2,002	686	375	714
Adjudications									
Findings of Delinquent Conduct or CINS									
Plea of True	56	0	2	3	204	416	116	109	147
By the Court	8	0	0	0	9	12	9	6	9
By the Jury	0	0	0	0	1	0	0	0	0
Total Findings of DC/CINS	64	0	2	3	214	428	125	115	156
Deferred Prosecution	14	0	0	0	22	100	4	1	21
Transferred to Adult Criminal Court	---	2	1	1	4	0	7	6	1
Findings of No DC or No CINS									
By the Court	0	0	0	0	0	0	0	0	0
By the Jury	0	0	0	0	0	0	1	0	0
Total Findings of No DC/No CINS	0	0	0	0	0	0	1	0	0
Dismissals	26	0	0	0	93	301	63	27	27
Motions to Modify Disposition									
Denied	9	0	0	0	9	26	4	3	11
Granted	7	0	1	0	71	71	33	29	33
All Other Adjudications/Findings	15	0	0	0	40	62	22	20	22
Total Cases Adjudicated	135	2	4	4	453	988	259	201	271
Cases Placed on Inactive Status	0	0	0	0	11	22	4	5	3
Cases Pending End of Year									
Active Cases	374	12	22	2	443	909	406	169	435
Inactive Cases	2	0	0	0	8	20	1	2	8
Dispositions									
Cases with Finding of DC/CINS									
Probation Granted									
Determinate Sentence Probation	---	0	0	1	43	94	41	32	36
All Other Probation	55	0	0	2	114	283	64	52	97
Committed to Texas Juvenile Justice Dept.									
Determinate Sentence	---	0	1	0	6	1	2	13	2
Indeterminate Sentence	---	0	0	0	20	3	8	17	10
Final Judgment Without Any Disposition	15	0	1	0	22	49	6	4	10
Cases with Granted Motion to Modify Disp.									
Probation Revoked, Child Sent to TJJD	---	0	0	1	5	0	9	5	4
All Other Dispositions	4	1	1	0	29	42	15	13	14

AGE OF CASES DISPOSED	30 Days or Less	31 to 90 Days	91 to 180 Days	Over 180 Days	Total
Number of Cases	862	1,633	1,212	967	4,674

Juvenile Case Activity

CASES ON DOCKET	Delinquent Conduct							Total DC Cases		
	Theft	Auto Theft	Felony Drug Offenses	Misde-meanor Drug Offenses	DWI	Contempt of Court	All Other Offenses	Total Cases	Felonies	Misde-meanors
Cases Pending Beginning of Year										
<i>Active Cases</i>	568	183	221	882	11	6	2,652	7,378	1,855	2,930
<i>Inactive Cases</i>	3	4	1	9	0	0	28	81	24	44
Docket Adjustments	13	-7	-7	4	0	-1	-24	1	-48	-172
Cases Added										
New Petitions Filed	237	126	171	136	6	3	1,271	3,768	1,560	1,428
Petitions for Transfer to Adult Criminal Court	3	1	2	2	0	0	11	59	54	3
Other Cases Reaching Docket										
<i>Motions to Modify/Enforce/Proceed Filed</i>	72	44	34	38	0	0	202	740	432	234
<i>Cases Reactivated</i>	3	1	3	10	0	0	37	82	27	37
<i>All Other Cases Added</i>	12	15	23	20	0	0	73	270	146	123
Total Active Cases on Docket	908	363	447	1,092	17	8	4,222	12,298	4,026	4,583
Adjudications										
Findings of Delinquent Conduct or CINS										
<i>Plea of True</i>	112	67	110	89	5	1	681	2,118	1,032	779
<i>By the Court</i>	9	5	7	1	0	0	28	103	55	15
<i>By the Jury</i>	1	0	0	0	0	0	2	4	2	0
Total Findings of DC/CINS	122	72	117	90	5	1	711	2,225	1,089	794
Deferred Prosecution	25	1	32	21	1	1	109	352	79	163
Transferred to Adult Criminal Court	0	0	0	0	0	0	1	23	21	0
Findings of No DC or No CINS										
<i>By the Court</i>	0	0	1	0	0	0	0	1	1	0
<i>By the Jury</i>	0	0	0	0	0	0	1	2	2	0
Total Findings of No DC/No CINS	0	0	1	0	0	0	1	3	3	0
Dismissals	53	18	49	81	2	0	278	1,018	354	521
Motions to Modify Disposition										
<i>Denied</i>	6	2	1	10	0	0	33	114	34	54
<i>Granted</i>	50	39	29	26	0	0	148	537	333	159
All Other Adjudications/Findings	45	21	28	22	0	0	105	402	196	173
Total Cases Adjudicated	301	153	257	250	8	2	1,386	4,674	2,109	1,864
Cases Placed on Inactive Status	7	5	8	4	0	0	43	112	50	39
Cases Pending End of Year										
<i>Active Cases</i>	556	208	185	539	5	6	2,658	6,929	1,899	2,471
<i>Inactive Cases</i>	3	2	2	3	0	0	14	65	15	40
Dispositions										
Cases with Finding of DC/CINS										
Probation Granted										
<i>Determinate Sentence Probation</i>	26	27	38	37	0	0	147	522	261	191
<i>All Other Probation</i>	87	36	72	56	3	4	368	1,293	627	533
Committed to Texas Juvenile Justice Dept.										
<i>Determinate Sentence</i>	0	0	1	0	0	0	2	28	23	0
<i>Indeterminate Sentence</i>	7	9	3	1	0	0	37	115	104	4
Final Judgment Without Any Disposition	25	9	5	3	3	0	68	220	68	84
Cases with Granted Motion to Modify Disp.										
Probation Revoked, Child Sent to TJJD	4	1	2	0	0	0	9	40	31	1
All Other Dispositions	33	15	18	16	0	0	90	291	138	105

ADDITIONAL COURT ACTIVITY								
	CINS	DC	Total		CINS	DC	Total	
Grand Jury Approvals	---	27	27	Motions to Suppress Granted or Denied	0	8	8	
Release or Transfer Hearings	---	14	14	Applications for Sealing Records	0	383	383	
Detention Hearings	36	5,526	5,562	Motions for Sex Offender Un- or Deregistration	0	32	32	
Cases Set for Review	0	599	599	Cases in Which Attorney Appointed as Counsel	61	3,891	3,952	
Competency Hearings	0	15	15	Cases with Retained Counsel	47	1,014	1,061	

Statutory County Courts

Probate and Guardianship Cases

CASES ON DOCKET	Decedents' Estates			Guardianships		All Other Cases	Total Cases
	Independent Administration	Dependent Administration	All Other Estate Proceedings	Minor	Adult		
New Cases, Applications or Contests Filed	30,261	1,754	11,059	416	3,639	1,696	48,825
Other Cases Added							
<i>Ancillary Cases</i>	310	62	38	3	48	63	524
<i>All Other Matters</i>	3,497	1,059	411	205	3,367	177	8,716
Inventories Filed	20,449	1,189	---	95	841	---	22,574
Guardianship of Person Reports Filed	---	---	---	779	25,263	---	26,042
Annual or Final Accounts Filed	---	1,574	---	826	4,314	---	6,714

ADDITIONAL COURT ACTIVITY

	Total
Guardianships	
<i>Dismissed or Denied</i>	196
<i>Granted</i>	2,739
<i>Closed</i>	2,418
<i>Active</i>	42,499
Chapter 1102 Investigations	3,864
Chapter 48 Removals	29
Hearings Held	55,837
Cases in Which Plaintiff/Petitioner Represented Self	1,418

Mental Health Case Activity

CASES ON DOCKET	Temporary Mental Health Services	Extended Mental Health Services	Modification	
			Inpatient to Outpatient	Outpatient to Inpatient
Intake				
New Applications Filed	42,069	168	78	129
Orders for Protective Custody Signed	39,164	---	---	---
Hearings				
Probable Cause Hearings Held	35,769	---	---	---
Release/Dismissal Prior to Final Hearing	34,460	10	2	40
Final Commitment Hearings Held	6,369	118	19	15
Other Information				
Disposition at Final Hearing				
<i>Denied (Release)</i>	2,349	7	0	2
<i>Granted (Commit)</i>				
<i>Inpatient</i>	5,108	104	31	---
<i>Outpatient</i>	302	33	---	17

ORDER TO AUTHORIZE PSYCHOACTIVE MEDICATIONS

	Total
New Applications Filed	3,974
Dismissal Prior to Hearing	502
Hearings Held	3,003
Disposition at Hearing	
<i>Denied</i>	163
<i>Granted</i>	2,865

[this page blank]

Constitutional County Courts

Criminal Case Activity

CASES ON DOCKET	DWI - First Offense	DWI - Second Offense	Theft	Theft by Check	Drug Possession - Marijuana	Drug Offenses - Other
Cases Pending Beginning of Year						
<i>Active Cases</i>	9,640	1,418	4,725	8,455	8,191	3,154
<i>Inactive Cases</i>	1,713	325	1,521	2,269	1,814	559
Docket Adjustments	1,335	12	655	-56	140	709
Cases Added						
New Cases Filed	3,841	906	1,512	116	5,367	1,456
Appealed from Lower Courts	3	1	1	0	6	36
Other Cases Reaching Docket						
<i>Motions to Revoke Filed</i>	379	149	197	20	577	137
<i>Cases Reactivated</i>	475	120	506	229	780	302
<i>All Other Cases Added</i>	27	8	15	30	39	7
Total Active Cases on Docket	15,700	2,614	7,611	8,794	15,100	5,801
Dispositions						
Convictions						
<i>Guilty Plea or Nolo Contendere</i>	1,762	595	566	53	1,669	491
<i>By the Court</i>	65	27	42	4	53	18
<i>By the Jury</i>	11	3	3	0	15	3
Total Convictions	1,838	625	611	57	1,737	512
Deferred Adjudication	273	16	135	10	740	123
Acquittals						
<i>By the Court</i>	1	0	0	0	0	1
<i>By the Jury</i>	2	1	0	0	0	0
Total Acquittals	3	1	0	0	0	1
Dismissals	1,254	129	891	632	2,637	810
Motions to Revoke						
<i>Granted/Revoked</i>	202	64	101	13	286	80
<i>Denied/Continued</i>	106	24	46	4	110	22
All Other Dispositions	165	33	58	15	262	31
Total Cases Disposed	3,841	892	1,842	731	5,772	1,579
Cases Placed on Inactive Status	506	142	438	73	917	287
Cases Pending End of Year						
<i>Active Cases</i>	10,214	1,556	4,964	7,775	8,143	3,595
<i>Inactive Cases</i>	1,450	307	1,319	1,814	1,579	475
Sentencing Information						
Local Jail	402	148	301	12	643	294
Probation/Community Supervision	1,158	388	203	10	355	106
Fine Only	96	21	35	10	444	42
Other	94	31	36	12	210	24

AGE OF CASES DISPOSED	30 Days or Less	31 to 60 Days	61 to 90 Days	Over 90 Days	Total
Number of Cases	7,559	4,471	4,913	16,362	33,305

Criminal Case Activity

CASES ON DOCKET	Family Violence Assault	Assault - Other	Traffic	DWLS/ DWLI	Other Misdemeanor Cases	Total Cases
Cases Pending Beginning of Year						
Active Cases	2,103	2,628	6,945	4,368	17,886	69,513
Inactive Cases	479	297	588	821	2,667	13,053
Docket Adjustments	69	760	1,537	-119	1,658	6,700
Cases Added						
New Cases Filed	2,243	1,115	2,549	1,891	9,337	30,333
Appealed from Lower Courts	4	7	1,845	14	250	2,167
Other Cases Reaching Docket						
<i>Motions to Revoke Filed</i>	165	90	91	144	548	2,497
<i>Cases Reactivated</i>	304	187	163	437	1,658	5,161
<i>All Other Cases Added</i>	8	9	15	18	65	241
Total Active Cases on Docket	4,896	4,796	13,145	6,753	31,402	116,612
Dispositions						
Convictions						
<i>Guilty Plea or Nolo Contendere</i>	663	353	679	694	3,301	10,826
<i>By the Court</i>	39	20	43	18	110	439
<i>By the Jury</i>	3	1	7	1	13	60
Total Convictions	705	374	729	713	3,424	11,325
Deferred Adjudication	179	103	795	194	723	3,291
Acquittals						
<i>By the Court</i>	0	0	2	1	1	6
<i>By the Jury</i>	4	3	0	7	7	24
Total Acquittals	4	3	2	8	8	30
Dismissals	825	423	2,539	1,331	4,002	15,473
Motions to Revoke						
<i>Granted/Revoked</i>	95	52	28	82	275	1,278
<i>Denied/Continued</i>	38	18	17	23	85	493
All Other Dispositions	48	21	437	100	245	1,415
Total Cases Disposed	1,894	994	4,547	2,451	8,762	33,305
Cases Placed on Inactive Status	327	205	232	460	1,886	5,473
Cases Pending End of Year						
Active Cases	2,617	3,401	7,797	3,815	20,057	73,934
Inactive Cases	436	273	580	605	2,624	11,462
Sentencing Information						
Local Jail	374	187	166	287	1,872	4,686
Probation/Community Supervision	212	94	119	119	739	3,503
Fine Only	47	42	294	162	410	1,603
Other	33	20	74	83	141	758

ADDITIONAL COURT ACTIVITY	Total
Cases in Which Jury Selected	25
Cases in Which Mistrial Declared	3
Motions to Suppress Granted or Denied	19
Mental Illness/Intellectual Disability Assessments	2,274
Competency Examination Reports	6
Cases Set for Review	581
Cases in Which Attorney Appointed as Counsel	6,576
Cases with Retained Counsel	6,132

Constitutional County Courts

Civil Case Activity

CASES ON DOCKET	Injury or Damage		Real Property	Civil Cases Relating to Criminal Matters
	Motor Vehicle	Other Injury or Damage		
Cases Pending Beginning of Year				
<i>Active Cases</i>	263	100	22	9,416
<i>Inactive Cases</i>	28	5	0	349
Docket Adjustments	0	2	4	-390
Cases Added				
New Cases Filed	15	9	6	1,913
Appealed from Lower Courts	0	0	1	13
Other Cases Reaching Docket				
<i>Cases Reactivated</i>	0	0	0	24
<i>All Other Cases Added</i>	0	0	0	24
Total Active Cases on Docket	282	111	33	11,000
Dispositions				
Change of Venue Transfers	0	0	0	2
Default Judgments	2	1	0	82
Agreed Judgments	1	0	1	338
Summary Judgments	0	0	0	4
Final Judgments				
<i>After Non-Jury Trial</i>	1	0	0	85
<i>By Jury Verdict</i>	0	0	0	0
<i>By Directed Verdict</i>	0	0	0	1
<i>Dismissed for Want of Prosecution</i>	1	0	0	187
<i>Non-Suited or Dismissed by Plaintiff</i>	7	1	0	341
All Other Dispositions	3	0	2	430
Total Cases Disposed	15	2	3	1,470
Cases Placed on Inactive Status	0	0	1	80
Cases Pending End of Year				
<i>Active Cases</i>	257	103	29	9,168
<i>Inactive Cases</i>	2	0	1	134

AGE OF CASES DISPOSED	3 Months or Less	Over 3 to 6 Months	Over 6 to 12 Months	12 to 18 Months	Over 18 Months	Total
Number of Cases	1,386	371	486	283	466	2,992

Civil Case Activity

CASES ON DOCKET	Contract			All Other Civil Cases	Total Cases
	Consumer/ Commercial/ Debt	Landlord/Tenant	Other Contract		
Cases Pending Beginning of Year					
<i>Active Cases</i>	2,839	84	269	6,790	19,783
<i>Inactive Cases</i>	179	3	6	361	931
Docket Adjustments	140	-1	35	-328	-538
Cases Added					
New Cases Filed	628	27	32	973	3,607
Appealed from Lower Courts	3	19	8	28	72
Other Cases Reaching Docket					
<i>Cases Reactivated</i>	22	5	0	17	68
<i>All Other Cases Added</i>	11	2	3	17	57
Total Active Cases on Docket	3,643	136	347	7,497	23,049
Dispositions					
Change of Venue Transfers	1	1	0	3	7
Default Judgments	233	0	12	148	478
Agreed Judgments	69	0	5	133	547
Summary Judgments	23	0	2	3	32
Final Judgments					
<i>After Non-Jury Trial</i>	12	8	6	30	142
<i>By Jury Verdict</i>	1	0	0	0	1
<i>By Directed Verdict</i>	0	0	0	0	1
<i>Dismissed for Want of Prosecution</i>	10	1	3	21	223
<i>Non-Suited or Dismissed by Plaintiff</i>	229	8	16	129	731
All Other Dispositions	41	19	5	330	830
Total Cases Disposed	619	37	49	797	2,992
Cases Placed on Inactive Status	15	6	1	63	166
Cases Pending End of Year					
<i>Active Cases</i>	2,896	91	255	6,163	18,962
<i>Inactive Cases</i>	42	1	6	66	252

ADDITIONAL COURT ACTIVITY	Total
Cases in Which Jury Selected	1
Cases in Which Mistrial Declared	0
Injunction of Show Cause Order Issued	2
Protective Orders Signed	160
Cases in Which Plaintiff/Petitioner Represented Self	611

Constitutional County Courts

Juvenile Case Activity

CASES ON DOCKET	CINS	Delinquent Conduct							
		Capital Murder	Murder	Other Homicides	Aggravated Assault or Attempted Murder	Assault	Indecency with or Sexual Assault of Child	Aggravated Robbery or Robbery	Burglary
Cases Pending Beginning of Year									
<i>Active Cases</i>	115	2	1	1	45	171	87	15	110
<i>Inactive Cases</i>	2	0	0	0	0	3	1	0	0
Docket Adjustments	-19	0	0	0	6	-22	-8	-1	-2
Cases Added									
New Petitions Filed	0	0	0	0	34	63	27	8	33
Petitions for Transfer to Adult Criminal Court	---	0	0	0	0	4	0	1	0
Other Cases Reaching Docket									
<i>Motions to Modify/Enforce/Proceed Filed</i>	0	0	0	0	1	8	4	1	3
<i>Cases Reactivated</i>	0	0	0	0	0	0	0	0	0
<i>All Other Cases Added</i>	1	0	0	0	1	3	3	0	0
Total Active Cases on Docket	97	2	1	1	87	227	113	24	144
Adjudications									
Findings of Delinquent Conduct or CINS									
<i>Plea of True</i>	0	0	0	0	13	18	11	7	20
<i>By the Court</i>	0	0	0	0	0	6	3	0	2
<i>By the Jury</i>	0	0	0	0	0	0	0	0	0
Total Findings of DC/CINS	0	0	0	0	13	24	14	7	22
Deferred Prosecution	0	0	0	0	1	0	1	0	5
Transferred to Adult Criminal Court	0	0	0	0	0	0	3	2	1
Findings of No DC or No CINS									
<i>By the Court</i>	0	0	0	0	0	1	0	0	0
<i>By the Jury</i>	0	0	0	0	0	0	0	0	0
Total Findings of No DC/No CINS	0	0	0	0	0	1	0	0	0
Dismissals	0	0	0	0	6	17	7	1	5
Motions to Modify Disposition									
<i>Denied</i>	0	0	0	0	0	1	1	0	0
<i>Granted</i>	0	0	0	0	0	5	1	0	1
All Other Adjudications/Findings	0	0	0	0	3	4	4	0	2
Total Cases Adjudicated	0	0	0	0	23	52	31	10	36
Cases Placed on Inactive Status	0	0	0	0	0	0	0	0	0
Cases Pending End of Year									
<i>Active Cases</i>	93	2	1	1	63	172	79	14	108
<i>Inactive Cases</i>	0	0	0	0	0	1	0	0	0
Dispositions									
Cases with Finding of DC/CINS									
Probation Granted									
<i>Determinate Sentence Probation</i>	---	0	0	0	4	15	5	1	8
<i>All Other Probation</i>	0	0	0	0	9	16	4	5	13
Committed to Texas Juvenile Justice Dept.									
<i>Determinate Sentence</i>	---	0	0	0	0	1	3	0	0
<i>Indeterminate Sentence</i>	---	0	0	0	0	0	1	0	0
Final Judgment Without Any Disposition	0	0	0	0	0	1	0	0	2
Cases with Granted Motion to Modify Disp.									
Probation Revoked, Child Sent to TJJD	---	0	0	0	0	0	0	0	0
All Other Dispositions	0	0	0	0	1	5	2	0	1

AGE OF CASES DISPOSED	30 Days or Less	31 to 90 Days	91 to 180 Days	Over 180 Days	Total
Number of Cases	157	118	46	78	399

Juvenile Case Activity

CASES ON DOCKET	Delinquent Conduct							Total DC Cases		
	Theft	Auto Theft	Felony Drug Offenses	Misde-meanor Drug Offenses	DWI	Contempt of Court	All Other Offenses	Total Cases	Felonies	Misde-meanors
Cases Pending Beginning of Year										
<i>Active Cases</i>	78	20	25	98	8	2	599	1,377	400	668
<i>Inactive Cases</i>	1	0	1	0	0	0	15	23	10	7
Docket Adjustments	-9	1	1	-3	-1	0	-5	-62	10	-24
Cases Added										
New Petitions Filed	35	18	16	37	5	0	174	450	165	189
Petitions for Transfer to Adult Criminal Court	0	1	0	1	0	0	2	9	4	3
Other Cases Reaching Docket										
<i>Motions to Modify/Enforce/Proceed Filed</i>	2	1	1	6	1	0	17	45	8	26
<i>Cases Reactivated</i>	0	0	0	0	0	0	0	0	0	0
<i>All Other Cases Added</i>	0	1	0	2	0	0	10	21	5	7
Total Active Cases on Docket	106	42	43	141	13	2	797	1,840	592	869
Adjudications										
Findings of Delinquent Conduct or CINS										
<i>Plea of True</i>	15	9	8	16	1	0	73	191	83	61
<i>By the Court</i>	2	0	2	2	0	0	11	28	9	12
<i>By the Jury</i>	0	0	0	0	0	0	0	0	0	0
Total Findings of DC/CINS	17	9	10	18	1	0	84	219	92	73
Deferred Prosecution	0	0	0	2	0	0	2	11	7	2
Transferred to Adult Criminal Court	0	1	0	0	0	0	1	8	8	0
Findings of No DC or No CINS										
<i>By the Court</i>	0	0	0	0	0	0	1	2	0	0
<i>By the Jury</i>	0	0	0	0	0	0	0	0	0	0
Total Findings of No DC/No CINS	0	0	0	0	0	0	1	2	0	0
Dismissals	12	4	1	10	1	0	33	97	34	49
Motions to Modify Disposition										
<i>Denied</i>	0	0	0	3	0	0	1	6	2	4
<i>Granted</i>	2	2	0	3	0	0	11	25	6	16
All Other Adjudications/Findings	1	1	5	1	0	0	10	31	16	13
Total Cases Adjudicated	32	17	16	37	2	0	143	399	165	157
Cases Placed on Inactive Status	0	0	0	1	0	0	0	1	0	0
Cases Pending End of Year										
<i>Active Cases</i>	72	22	26	101	11	2	646	1,413	406	695
<i>Inactive Cases</i>	0	0	0	0	0	0	8	9	10	10
Dispositions										
Cases with Finding of DC/CINS										
Probation Granted										
<i>Determinate Sentence Probation</i>	7	1	1	9	0	2	36	89	26	45
<i>All Other Probation</i>	11	4	8	16	1	0	51	138	59	45
Committed to Texas Juvenile Justice Dept.										
<i>Determinate Sentence</i>	0	0	0	0	0	0	0	4	2	2
<i>Indeterminate Sentence</i>	1	1	1	1	0	0	2	7	2	1
Final Judgment Without Any Disposition	0	0	0	3	0	0	0	6	2	4
Cases with Granted Motion to Modify Disp.										
Probation Revoked, Child Sent to TJJD	0	0	0	0	0	0	1	1	0	0
All Other Dispositions	2	1	0	5	0	0	14	31	10	18

ADDITIONAL COURT ACTIVITY							
	CINS	DC	Total		CINS	DC	Total
Grand Jury Approvals	---	1	1	Motions to Suppress Granted or Denied	0	0	0
Release or Transfer Hearings	---	9	9	Applications for Sealing Records	1	2	3
Detention Hearings	65	338	403	Motions for Sex Offender Un- or Deregistration	0	0	0
Cases Set for Review	0	25	25	Cases in Which Attorney Appointed as Counsel	12	267	279
Competency Hearings	0	0	0	Cases with Retained Counsel	2	97	99

Constitutional County Courts

Probate and Guardianship Cases

CASES ON DOCKET	Decedents' Estates			Guardianships		All Other Cases	Total Cases
	Independent Administration	Dependent Administration	All Other Estate Proceedings	Minor	Adult		
New Cases, Applications or Contests Filed	9,761	417	4,299	145	805	861	16,288
Other Cases Added							
<i>Ancillary Cases</i>	73	22	39	2	18	2	156
<i>All Other Matters</i>	458	153	131	43	459	94	1,338
Inventories Filed	5,467	205	---	38	205	---	5,915
Guardianship of Person Reports Filed	---	---	---	215	3,931	---	4,146
Annual or Final Accounts Filed	---	229	---	206	1,376	---	1,811

ADDITIONAL COURT ACTIVITY	Total
Guardianships	
<i>Dismissed or Denied</i>	77
<i>Granted</i>	676
<i>Closed</i>	769
<i>Active</i>	8,302
Chapter 1102 Investigations	240
Chapter 48 Removals	60
Hearings Held	12,797
Cases in Which Plaintiff/Petitioner Represented Self	557

Mental Health Case Activity

CASES ON DOCKET	Temporary Mental Health Services	Extended Mental Health Services	Modification	
			Inpatient to Outpatient	Outpatient to Inpatient
Intake				
New Applications Filed	5,702	127	1	11
Orders for Protective Custody Signed	4,695	---	---	---
Hearings				
Probable Cause Hearings Held	3,140	---	---	---
Release/Dismissal Prior to Final Hearing	2,027	5	1	0
Final Commitment Hearings Held	1,888	8	0	0
Other Information				
Disposition at Final Hearing				
<i>Denied (Release)</i>	1,178	2	0	0
<i>Granted (Commit)</i>				
<i>Inpatient</i>	977	97	0	---
<i>Outpatient</i>	3	0	---	0

ORDER TO AUTHORIZE PSYCHOACTIVE MEDICATIONS	Total
New Applications Filed	953
Dismissal Prior to Hearing	12
Hearings Held	705
Disposition at Hearing	
<i>Denied</i>	5
<i>Granted</i>	848

[this page blank]

District and Statutory County Courts

Civil Case Activity

CASES ON DOCKET	Injury or Damage					
	Motor Vehicle	Medical Malpractice	Other Professional Malpractice	Product Liability - Asbestos/Silica	Other Product Liability	Other Injury or Damage
Cases Pending Beginning of Year						
<i>Active Cases</i>	83,824	2,212	421	892	715	22,329
<i>Inactive Cases</i>	2,306	143	37	234	40	1,023
Docket Adjustments	20	19	-6	5	33	-80
Cases Added						
New Cases Filed	48,836	1,182	153	71	257	11,229
Cases Appealed from Lower Courts	4	0	0	0	0	11
Other Cases Reaching Docket						
<i>Cases Reactivated</i>	4,995	182	30	7	29	1,022
<i>All Other Cases Added</i>	1,336	37	8	2	18	407
Total Active Cases on Docket	139,011	3,632	606	977	1,052	34,907
Dispositions						
Change of Venue Transfers	390	14	2	7	5	214
Default Judgments	1,489	4	1	1	9	254
Agreed Judgments	5,746	143	25	3	25	1,395
Summary Judgments	458	28	13	2	4	315
Final Judgments						
<i>After Non-Jury Trial</i>	1,497	20	6	2	18	425
<i>By Jury Verdict</i>	607	23	1	0	1	62
<i>By Directed Verdict</i>	5	0	1	0	0	5
<i>Dismissed for Want of Prosecution</i>	5,000	66	16	4	21	957
<i>Non-Suited or Dismissed by Plaintiff</i>	25,896	587	82	48	145	4,507
All Other Dispositions	4,062	92	23	51	51	1,419
Total Cases Disposed	45,150	977	170	118	279	9,553
Cases Placed on Inactive Status	4,854	170	28	5	25	1,114
Cases Pending End of Year						
<i>Active Cases</i>	89,051	2,487	408	853	748	24,278
<i>Inactive Cases</i>	2,124	129	35	233	36	1,088

AGE OF CASES DISPOSED	3 Months or Less	Over 3 to 6 Months	Over 6 to 12 Months	12 to 18 Months	Over 18 Months	Total
Number of Cases	86,873	59,825	80,505	40,596	67,241	335,040

Civil Case Activity

CASES ON DOCKET	Real Property		Contract		Civil Cases Relating to Criminal Matters	All Other Civil Cases	Tax	Total Cases
	Eminent Domain	Other Real Property	Consumer/ Commer- cial/ Debt	Other Contract				
Cases Pending Beginning of Year								
<i>Active Cases</i>	5,794	18,835	109,784	33,906	131,258	65,254	106,104	581,328
<i>Inactive Cases</i>	20	570	3,586	1,636	675	1,837	1,225	13,332
Docket Adjustments	-46	50	-496	-87	-4,822	-573	-774	-6,757
Cases Added								
New Cases Filed	2,117	11,493	89,317	20,288	67,186	39,018	42,859	334,006
Cases Appealed from Lower Courts	0	1,191	0	0	201	871	1	5,239
Other Cases Reaching Docket								
<i>Cases Reactivated</i>	6	2,325	2,242	477	1,186	1,002	2,596	16,099
<i>All Other Cases Added</i>	47	280	3,164	408	799	2,056	408	8,970
Total Active Cases on Docket	7,918	32,983	204,011	54,992	195,607	106,757	151,193	933,646
Dispositions								
Change of Venue Transfers	1	105	368	118	33	316	2	1,575
Default Judgments	6	688	28,755	4,561	6,677	2,362	7,590	52,397
Agreed Judgments	351	6,626	10,364	2,047	11,314	8,259	1,293	47,591
Summary Judgments	4	246	2,870	699	448	1,801	305	7,193
Final Judgments								
<i>After Non-Jury Trial</i>	365	666	2,797	1,070	12,273	5,171	8,154	32,464
<i>By Jury Verdict</i>	10	18	108	42	20	80	11	983
<i>By Directed Verdict</i>	2	1	4	2	3	11	2	36
<i>Dismissed for Want of Prosecution</i>	45	840	10,340	1,761	2,482	4,676	1,298	27,506
<i>Non-Suited or Dismissed by Plaintiff</i>	1,114	2,771	34,096	7,504	8,014	11,598	21,208	117,570
All Other Dispositions	271	914	6,198	2,870	22,137	8,174	1,463	47,725
Total Cases Disposed	2,169	12,875	95,900	20,674	63,401	42,448	41,326	335,040
Cases Placed on Inactive Status	15	2,351	2,448	709	1,337	1,188	2,377	16,621
Cases Pending End of Year								
<i>Active Cases</i>	5,736	18,948	105,972	34,536	130,847	68,468	107,430	589,762
<i>Inactive Cases</i>	27	596	3,679	1,812	744	1,902	1,059	13,464

ADDITIONAL COURT ACTIVITY

	Total
Cases in Which Jury Selected	1,131
Cases in Which Mistrial Declared	30
Injunction or Show Cause Order Issued	5,567
Cases in Which Plaintiff/Petitioner Represented Self	13,269

District and Statutory County Courts

Family Case Activity

CASES ON DOCKET	Divorce		Parent-Child - No Divorce	Child Protective Services	Termination of Parental Rights	Adoption	Protective Orders - No Divorce	All Other Family Law Cases
	Children	No Children						
Cases Pending Beginning of Year								
<i>Active Cases</i>	58,719	61,066	30,428	21,871	2,021	6,810	7,273	21,505
<i>Inactive Cases</i>	482	255	214	87	21	30	38	186
Docket Adjustments	-201	-180	93	-571	-48	-58	-126	-328
Cases Added								
New Cases Filed	52,704	63,951	12,876	12,529	1,880	8,302	10,587	15,624
Other Cases Reaching Docket								
<i>Cases Reactivated</i>	1,493	1,385	285	116	11	63	337	335
<i>All Other Cases Added</i>	2,106	838	1,235	666	54	117	273	1,252
Total Active Cases on Docket	115,022	127,240	44,824	35,182	3,966	15,292	18,470	38,716
Dispositions								
Change of Venue Transfers	347	147	162	249	23	56	18	71
Default Judgments	2,243	4,008	878	213	59	82	851	207
Agreed Judgments	20,646	24,859	3,192	956	134	912	1,494	2,278
Summary Judgments	9	18	18	5	1	2	1	27
Final Judgments								
<i>After Non-Jury Trial</i>	12,831	17,262	2,898	4,519	1,155	5,071	1,976	7,280
<i>By Jury Verdict</i>	14	13	13	12	2	7	0	5
<i>By Directed Verdict</i>	10	6	0	3	0	1	1	4
<i>Dismissed for Want of Prosecution</i>	4,969	4,959	2,077	383	133	338	1,035	1,482
<i>Non-Suited or Dismissed by Plaintiff</i>	3,522	2,726	1,160	3,918	103	146	2,379	779
All Other Dispositions	2,252	2,246	1,025	1,680	156	1,211	1,993	3,139
Total Cases Disposed	46,843	56,244	11,423	11,938	1,766	7,826	9,748	15,272
Cases Placed on Inactive Status	1,442	1,367	285	165	13	71	351	250
Cases Pending End of Year								
<i>Active Cases</i>	66,505	69,344	33,186	22,423	2,142	7,344	8,246	22,822
<i>Inactive Cases</i>	444	242	206	98	20	28	50	141

AGE OF CASES DISPOSED	3 Months or Less	Over 3 to 6 Months	Over 6 to 12 Months	12 to 18 Months	Over 18 Months	Total
Number of Cases	101,643	66,606	68,443	25,057	30,573	292,322

Family Case Activity

CASES ON DOCKET	Title IV-D			Post-Judgment Actions				Total Cases
	Paternity	Support Order	UIFSA	Modification - Custody	Modification - Other	Enforcement	Title IV-D	
Cases Pending Beginning of Year								
<i>Active Cases</i>	25,000	25,513	3,280	21,493	31,320	16,266	54,820	387,385
<i>Inactive Cases</i>	123	105	27	147	326	351	2,766	5,158
Docket Adjustments	-235	-373	-62	-236	-561	-424	-1,044	-4,354
Cases Added								
New Cases Filed	24,714	31,220	2,436	8,824	16,597	7,019	46,502	315,765
Other Cases Reaching Docket								
<i>Cases Reactivated</i>	56	74	2	90	413	187	1,289	6,136
<i>All Other Cases Added</i>	905	1,237	190	1,594	1,733	838	5,553	18,591
Total Active Cases on Docket	50,675	58,044	5,908	32,001	50,063	24,310	108,164	727,877
Dispositions								
Change of Venue Transfers	269	108	26	481	545	135	974	3,611
Default Judgments	2,202	1,713	192	495	393	147	2,257	15,940
Agreed Judgments	5,802	9,389	324	2,957	5,512	1,536	17,081	97,072
Summary Judgments	14	7	4	1	5	0	6	118
Final Judgments								
<i>After Non-Jury Trial</i>	4,474	5,050	577	1,835	2,387	1,533	10,694	79,542
<i>By Jury Verdict</i>	17	13	1	21	10	6	3	137
<i>By Directed Verdict</i>	0	0	0	1	3	12	1	42
<i>Dismissed for Want of Prosecution</i>	2,734	2,662	172	999	1,804	829	2,003	26,579
<i>Non-Suited or Dismissed by Plaintiff</i>	7,430	7,302	748	659	1,122	982	9,377	42,353
All Other Dispositions	1,533	2,480	313	566	2,764	943	4,627	26,928
Total Cases Disposed	24,475	28,724	2,357	8,015	14,545	6,123	47,023	292,322
Cases Placed on Inactive Status	51	93	0	109	403	211	1,034	5,845
Cases Pending End of Year								
<i>Active Cases</i>	25,949	28,884	3,492	23,655	34,560	17,568	59,245	425,365
<i>Inactive Cases</i>	83	93	22	152	310	359	2,329	4,577

ADDITIONAL COURT ACTIVITY	Total
Cases in Which Jury Selected	107
Cases in Which Mistrial Declared	1
Injunction of Show Cause Order Issued	26,653
Protective Orders Signed	8,526
Cases Set for Review	33,639
Cases in Which Plaintiff/Petitioner Represented Self	76,912

District and Statutory County Courts

Felony Case Activity

CASES ON DOCKET	Capital Murder	Murder	Other Homicides	Aggra- vated Assault or Attempted Murder	Sexual Assault of Adult	Indecency with or Sexual Assault of Child	Family Violence Assault	Aggravat- ed Robbery or Robbery
Cases Pending Beginning of Year								
<i>Active Cases</i>	961	1,901	769	18,184	2,135	8,665	8,121	6,675
<i>Inactive Cases</i>	161	878	336	8,493	1,100	5,432	3,245	2,893
Docket Adjustments	-9	3	-130	-145	-245	-51	-51	-128
Cases Added								
Filed by Indictment or Information	413	918	407	24,910	1,416	5,339	13,219	7,203
Other Cases Reaching Docket								
<i>Motions to Revoke Filed</i>	1	7	80	5,608	170	710	3,136	2,132
<i>Cases Reactivated</i>	54	128	144	5,874	369	1,476	4,149	2,089
<i>All Other Cases Added</i>	10	20	16	522	37	150	179	301
Total Active Cases on Docket	1,439	2,974	1,416	55,098	4,127	16,340	28,804	18,400
Dispositions								
Convictions								
<i>Guilty Plea or Nolo Contendere</i>	114	226	146	5,494	254	1,318	3,464	2,494
<i>By the Court</i>	8	13	13	187	10	71	88	48
<i>By the Jury</i>	42	93	23	170	36	194	35	53
Total Convictions	164	332	182	5,851	300	1,583	3,587	2,595
Deferred Adjudication	1	11	58	5,173	153	689	2,511	1,282
Acquittals								
<i>By the Court</i>	1	12	3	28	2	9	8	3
<i>By the Jury</i>	4	8	2	55	28	49	19	13
Total Acquittals	5	20	5	83	30	58	27	16
Dismissals	60	150	75	5,174	564	1,269	3,012	1,168
Motions to Revoke								
<i>Granted/Revoked</i>	0	3	33	1,955	61	259	1,136	671
<i>Denied/Continued</i>	3	5	35	2,748	87	316	1,256	1,090
All Other Dispositions	7	14	13	920	17	116	115	261
Total Cases Disposed	240	535	401	21,904	1,212	4,290	11,644	7,083
Cases Placed on Inactive Status	76	185	171	7,819	467	1,885	4,955	2,463
Cases Pending End of Year								
<i>Active Cases</i>	1,108	2,253	780	25,425	2,320	10,111	12,297	8,771
<i>Inactive Cases</i>	185	938	294	10,207	1,079	5,825	3,891	3,221
Cases in Which								
<i>Death Penalty Sought</i>	6	---	---	---	---	---	---	---
<i>Death Penalty Not Sought</i>	62	---	---	---	---	---	---	---
Sentencing Information								
Prison	154	311	106	2,645	232	1,386	1,277	1,947
State Jail	3	4	11	226	0	23	49	129
Local Jail	0	0	9	2,098	27	36	1,686	345
Probation/Community Supervision	0	3	42	735	18	65	585	150
Shock Probation	0	0	3	4	0	1	1	10
Fine Only	0	0	1	11	0	0	15	0
Other	4	4	5	103	11	27	51	25

AGE OF CASES DISPOSED	90 Days or Less	91 to 180 Days	181 to 365 Days	Over 365 Days	Total
Number of Cases	81,172	43,560	45,302	44,210	214,244

INFORMATION ON TRAFFICKING OF PERSON	Total Filed
Cases for Trafficking of Persons	163
Cases for Prostitution	2,291
Cases for Compelling Prostitution	123

Felony Case Activity

CASES ON DOCKET	Burglary	Theft	Auto Theft	Drug Sale or Manu- facture	Drug Possession	Felony DWI	Other Felony	Total Cases
Cases Pending Beginning of Year								
<i>Active Cases</i>	9,499	14,654	3,659	11,743	42,953	10,450	42,508	182,877
<i>Inactive Cases</i>	5,416	12,275	2,351	5,479	22,441	5,008	23,057	98,565
Docket Adjustments	-155	-28	-15	-133	-258	-128	188	-1,285
Cases Added								
Filed by Indictment or Information	10,470	18,999	6,456	10,204	52,308	9,061	46,701	208,024
Other Cases Reaching Docket								
<i>Motions to Revoke Filed</i>	3,815	4,618	1,371	3,111	16,304	2,638	10,452	54,153
<i>Cases Reactivated</i>	4,168	7,032	2,140	3,348	18,647	2,832	15,643	68,093
<i>All Other Cases Added</i>	226	376	87	288	698	697	971	4,578
Total Active Cases on Docket	28,178	45,679	13,713	28,694	130,910	25,678	116,275	517,725
Dispositions								
Convictions								
<i>Guilty Plea or Nolo Contendere</i>	4,063	8,178	2,493	3,610	17,853	6,300	15,423	71,430
<i>By the Court</i>	151	252	72	157	669	200	730	2,669
<i>By the Jury</i>	30	31	5	41	92	43	195	1,083
Total Convictions	4,244	8,461	2,570	3,808	18,614	6,543	16,348	75,182
Deferred Adjudication	2,001	3,067	944	2,322	13,144	71	8,221	39,648
Acquittals								
<i>By the Court</i>	8	5	3	8	30	2	48	170
<i>By the Jury</i>	8	11	2	3	14	5	45	266
Total Acquittals	16	16	5	11	44	7	93	436
Dismissals	1,854	3,664	1,325	2,280	12,612	781	11,360	45,348
Motions to Revoke								
<i>Granted/Revoked</i>	1,586	1,973	642	986	6,775	970	4,089	21,139
<i>Denied/Continued</i>	1,636	2,014	508	1,567	6,233	1,283	4,269	23,050
All Other Dispositions	328	600	116	361	1,146	441	1,306	5,761
Total Cases Disposed	11,665	19,795	6,110	11,335	58,568	10,096	45,686	210,564
Cases Placed on Inactive Status	4,878	8,349	2,647	3,965	22,481	3,555	18,756	82,652
Cases Pending End of Year								
<i>Active Cases</i>	11,667	17,756	5,019	13,369	50,493	12,022	52,583	225,974
<i>Inactive Cases</i>	5,931	13,317	2,773	5,971	25,331	5,586	25,552	110,101
Cases in Which								
<i>Death Penalty Sought</i>	---	---	---	---	---	---	---	6
<i>Death Penalty Not Sought</i>	---	---	---	---	---	---	---	62
Sentencing Information								
Prison	1,626	1,151	319	2,529	4,037	1,904	7,749	27,373
State Jail	1,140	3,437	1,248	329	4,258	226	2,430	13,513
Local Jail	852	2,859	798	347	6,454	496	3,158	19,165
Probation/Community Supervision	515	834	194	541	3,203	3,670	2,469	13,024
Shock Probation	4	3	0	13	8	7	13	67
Fine Only	5	10	0	4	61	2	31	140
Other	70	154	13	90	313	331	321	1,522

ADDITIONAL COURT ACTIVITY	Total	Total
Cases in Which Jury Selected	1,327	Competency Examination Reports 5,756
Cases in Which Mistrial Declared	79	Cases Set for Review 44,724
Motions to Suppress Granted or Denied	2,064	Cases in Which Attorney Appointed as Counsel 143,070
Mental Illness/Intellectual Disability Assessments	22,936	Cases with Retained Counsel 56,974

District and County-Level Courts

Juvenile Case Activity

CASES ON DOCKET	CINS	Delinquent Conduct							
		Capital Murder	Murder	Other Homicides	Aggravated Assault or Attempted Murder	Assault	Indecency with or Sexual Assault of Child	Aggravated Robbery or	Burglary
Cases Pending Beginning of Year									
<i>Active Cases</i>	1,083	24	27	7	1,390	2,378	1,048	687	1,262
<i>Inactive Cases</i>	65	6	5	1	134	213	93	105	103
Docket Adjustments	-94	0	-6	-3	1	-123	-13	14	-33
Cases Added									
New Petitions Filed	165	27	36	12	1,715	2,338	866	1,003	841
Petitions for Transfer to Adult Criminal Court	--	9	4	1	14	7	32	15	3
Other Cases Reaching Docket									
<i>Motions to Modify/Enforce/Proceed Filed</i>	31	1	1	3	518	767	187	294	237
<i>Cases Reactivated</i>	7	7	7	1	240	262	126	162	109
<i>All Other Cases Added</i>	43	1	0	1	39	66	38	18	31
Total Active Cases on Docket	1,329	69	75	25	3,916	5,818	2,297	2,179	2,483
Adjudications									
Findings of Delinquent Conduct or CINS									
<i>Plea of True</i>	69	6	8	4	720	772	363	544	422
<i>By the Court</i>	18	0	1	0	63	67	44	44	36
<i>By the Jury</i>	0	0	0	0	5	1	3	0	0
Total Findings of DC/CINS	87	6	9	4	788	840	410	588	458
Deferred Prosecution	37	0	0	0	286	655	58	30	135
Transferred to Adult Criminal Court	--	5	3	1	16	1	35	22	7
Findings of No DC or No CINS									
<i>By the Court</i>	0	0	0	0	0	1	2	1	1
<i>By the Jury</i>	0	0	0	0	3	1	2	0	0
Total Findings of No DC/No CINS	0	0	0	0	3	2	4	1	1
Dismissals	64	1	1	0	313	705	158	86	133
Motions to Modify Disposition									
<i>Denied</i>	9	0	0	0	61	64	17	66	38
<i>Granted</i>	12	0	1	1	295	191	105	184	167
All Other Adjudications/Findings	22	3	3	0	293	783	111	147	66
Total Cases Adjudicated	231	15	17	6	2,055	3,241	898	1,124	1,005
Cases Placed on Inactive Status	8	7	7	0	270	211	151	132	131
Cases Pending End of Year									
<i>Active Cases</i>	1,046	47	45	16	1,579	2,198	1,225	905	1,318
<i>Inactive Cases</i>	10	6	5	0	162	150	111	104	106
Dispositions									
Cases with Finding of DC/CINS									
Probation Granted									
<i>Determinate Sentence Probation</i>	--	1	2	1	220	283	104	248	113
<i>All Other Probation</i>	73	0	0	2	408	549	228	236	319
Committed to Texas Juvenile Justice Dept.									
<i>Determinate Sentence</i>	--	6	6	0	24	4	12	62	3
<i>Indeterminate Sentence</i>	--	0	0	0	67	5	21	32	22
Final Judgment Without Any Disposition	17	0	1	0	38	78	8	16	22
Cases with Granted Motion to Modify Disp.									
Probation Revoked, Child Sent to TJJD	--	0	0	1	19	2	23	22	12
All Other Dispositions	11	2	1	0	211	170	71	145	120

AGE OF CASES DISPOSED	30 Days or Less	31 to 90 Days	91 to 180 Days	Over 180 Days	Total
Number of Cases	5,192	5,706	4,409	4,082	19,389

Juvenile Case Activity

CASES ON DOCKET	Delinquent Conduct							Total DC Cases		
	Theft	Auto Theft	Felony Drug Offenses	Misde-meanor Drug Offenses	DWI	Contempt of Court	All Other Offenses	Total Cases	Felonies	Misde-meanors
Cases Pending Beginning of Year										
<i>Active Cases</i>	1,189	552	660	1,416	43	40	8,364	20,170	6,686	8,184
<i>Inactive Cases</i>	72	65	32	62	1	0	534	1,491	687	721
Docket Adjustments	-8	-13	-13	-7	-4	-2	-8	-312	-173	-460
Cases Added										
New Petitions Filed	752	672	516	307	49	4	5,896	15,199	7,289	6,274
Petitions for Transfer to Adult Criminal Court	4	3	3	3	0	0	23	121	98	10
Other Cases Reaching Docket										
<i>Motions to Modify/Enforce/Proceed Filed</i>	250	232	182	264	3	0	2,103	5,073	2,344	2,226
<i>Cases Reactivated</i>	113	110	59	80	5	0	724	2,012	1,059	885
<i>All Other Cases Added</i>	20	26	30	25	1	0	148	487	231	193
Total Active Cases on Docket	2,328	1,595	1,450	2,095	101	44	17,258	43,062	17,707	17,772
Adjudications										
Findings of Delinquent Conduct or CINS										
<i>Plea of True</i>	360	309	260	193	17	1	2,395	6,443	3,423	2,286
<i>By the Court</i>	18	23	24	15	1	0	215	569	298	189
<i>By the Jury</i>	1	0	0	0	0	0	9	19	10	5
Total Findings of DC/CINS	379	332	284	208	18	1	2,619	7,031	3,731	2,480
Deferred Prosecution	114	43	190	120	5	1	1,002	2,676	945	1,454
Transferred to Adult Criminal Court	2	2	3	0	0	0	17	114	96	8
Findings of No DC or No CINS										
<i>By the Court</i>	0	2	1	0	1	0	4	13	6	3
<i>By the Jury</i>	0	0	0	0	0	0	4	10	7	3
Total Findings of No DC/No CINS	0	2	1	0	1	0	8	23	13	6
Dismissals	168	117	143	153	4	1	1,318	3,365	1,153	1,659
Motions to Modify Disposition										
<i>Denied</i>	22	46	8	36	0	0	191	558	300	223
<i>Granted</i>	144	155	86	74	0	0	873	2,288	1,363	736
All Other Adjudications/Findings	133	109	127	236	8	0	1,293	3,334	1,219	2,026
Total Cases Adjudicated	962	806	842	827	36	3	7,321	19,389	8,820	8,592
Cases Placed on Inactive Status	114	110	63	33	6	0	614	1,857	1,079	705
Cases Pending End of Year										
<i>Active Cases</i>	1,208	654	522	1,202	55	36	9,135	21,191	7,489	7,833
<i>Inactive Cases</i>	79	67	29	19	2	0	498	1,348	737	545
Dispositions										
Cases with Finding of DC/CINS										
Probation Granted										
<i>Determinate Sentence Probation</i>	99	127	108	92	2	2	728	2,130	1,197	809
<i>All Other Probation</i>	260	153	156	118	13	4	1,579	4,098	1,973	1,510
Committed to Texas Juvenile Justice Dept.										
<i>Determinate Sentence</i>	2	3	3	0	0	0	28	153	120	13
<i>Indeterminate Sentence</i>	20	23	8	3	0	0	78	279	236	24
Final Judgment Without Any Disposition	33	30	12	12	3	0	125	395	162	160
Cases with Granted Motion to Modify Disp.										
Probation Revoked, Child Sent to TJJD	10	7	4	0	0	0	37	137	104	6
All Other Dispositions	101	128	72	63	0	1	1,047	2,143	1,022	674

ADDITIONAL COURT ACTIVITY								
	CINS	DC	Total		CINS	DC	Total	
Grand Jury Approvals	--	834	834	Motions to Suppress Granted or Denied	0	21	21	
Release or Transfer Hearings	--	203	203	Applications for Sealing Records	898	774	1,672	
Detention Hearings	1,302	30,330	31,632	Motions for Sex Offender Un- or Deregistration	0	62	62	
Cases Set for Review	20	5,710	5,730	Cases in Which Attorney Appointed as Counsel	123	14,502	14,625	
Competency Hearings	0	41	41	Cases with Retained Counsel	57	2,502	2,559	

County-Level Courts

Misdemeanor Case Activity

CASES ON DOCKET	DWI - First Offense	DWI - Second Offense	Theft	Theft by Check	Drug Possession - Marijuana	Drug Offenses - Other
Cases Pending Beginning of Year						
<i>Active Cases</i>	70,415	10,527	27,043	17,472	36,533	12,693
<i>Inactive Cases</i>	32,743	4,861	32,807	15,197	17,388	5,058
Docket Adjustments	431	-173	598	-153	-319	516
Cases Added						
New Cases Filed	59,772	11,775	27,529	2,073	27,782	11,415
Appealed from Lower Courts	39	8	20	6	22	113
Other Cases Reaching Docket						
<i>Motions to Revoke Filed</i>	5,352	1,443	2,263	185	3,257	895
<i>Cases Reactivated</i>	10,588	2,407	11,520	2,746	11,717	4,192
<i>All Other Cases Added</i>	205	81	186	38	118	68
Total Active Cases on Docket	146,371	26,241	68,561	22,520	79,429	29,376
Dispositions						
Convictions						
<i>Guilty Plea or Nolo Contendere</i>	26,449	7,188	8,474	628	9,258	3,438
<i>By the Court</i>	136	44	67	7	102	31
<i>By the Jury</i>	212	44	11	0	24	6
Total Convictions	26,797	7,276	8,552	635	9,384	3,475
Deferred Adjudication	3,641	224	3,507	306	4,761	1,035
Acquittals						
<i>By the Court</i>	62	3	2	0	2	2
<i>By the Jury</i>	115	28	9	3	5	2
Total Acquittals	177	31	11	3	7	4
Dismissals	14,472	1,338	11,835	4,349	18,588	6,784
Motions to Revoke						
<i>Granted/Revoked</i>	2,275	648	1,274	153	1,823	602
<i>Denied/Continued</i>	2,218	571	871	99	922	254
All Other Dispositions	740	116	456	51	1,243	427
Total Cases Disposed	50,320	10,204	26,506	5,596	36,728	12,581
Placed on Inactive Status	11,575	2,900	12,219	892	8,788	3,276
Cases Pending End of Year						
<i>Active Cases</i>	85,209	13,059	30,582	16,078	34,065	13,841
<i>Inactive Cases</i>	33,133	5,241	33,301	13,091	13,832	4,122
Sentencing Information						
Local Jail	12,337	3,453	7,036	406	5,700	2,782
Probation/Comm. Supervision	13,537	3,599	936	139	922	489
Fine Only	390	83	394	44	2,061	158
Other	208	57	110	16	378	78

AGE OF CASES DISPOSED	30 Days or Less	31 to 60 Days	61 to 90 Days	Over 90 Days	Total
Number of Cases	59,393	28,881	27,404	196,411	312,089

Misdemeanor Case Activity

CASES ON DOCKET	Family Violence Assault	Assault - Other	Traffic	DWLS/ DWLI	Other Misdemeanor Cases	Total Cases
Cases Pending Beginning of Year						
<i>Active Cases</i>	25,447	13,472	18,067	14,206	84,373	330,248
<i>Inactive Cases</i>	13,481	8,125	9,535	8,433	49,891	197,519
Docket Adjustments	-1,007	1,563	1,363	-417	1,779	4,181
Cases Added						
New Cases Filed	37,521	13,490	9,377	8,972	112,782	322,488
Appealed from Lower Courts	15	31	12,403	91	2,241	14,989
Other Cases Reaching Docket						
<i>Motions to Revoke Filed</i>	2,204	795	523	513	5,494	22,924
<i>Cases Reactivated</i>	9,860	3,917	2,563	4,204	27,730	91,444
<i>All Other Cases Added</i>	310	191	105	31	581	1,914
Total Active Cases on Docket	75,357	31,896	43,038	28,017	233,201	784,007
Dispositions						
Convictions						
<i>Guilty Plea or Nolo Contendere</i>	7,345	3,125	4,042	3,601	32,982	106,530
<i>By the Court</i>	68	36	75	31	227	824
<i>By the Jury</i>	54	22	15	2	84	474
Total Convictions	7,467	3,183	4,132	3,634	33,293	107,828
Deferred Adjudication	3,567	1,355	5,407	823	9,077	33,703
Acquittals						
<i>By the Court</i>	18	9	3	1	17	119
<i>By the Jury</i>	89	38	4	10	58	361
Total Acquittals	107	47	7	11	75	480
Dismissals	15,547	5,221	9,725	7,382	47,364	142,605
Motions to Revoke						
<i>Granted/Revoked</i>	1,076	384	225	303	2,670	11,433
<i>Denied/Continued</i>	722	308	163	128	2,091	8,347
All Other Dispositions	274	186	1,119	399	2,682	7,693
Total Cases Disposed	28,760	10,684	20,778	12,680	97,252	312,089
Placed on Inactive Status	10,840	4,543	2,207	3,756	31,005	92,001
Cases Pending End of Year						
<i>Active Cases</i>	35,378	17,899	21,265	11,522	107,259	386,157
<i>Inactive Cases</i>	13,858	9,022	8,983	7,571	52,413	194,567
Sentencing Information						
Local Jail	5,538	2,364	1,544	3,053	27,281	71,494
Probation/Comm. Supervision	1,112	460	415	252	2,888	24,749
Fine Only	518	201	1,808	476	1,475	7,608
Other	129	49	213	164	656	2,058

ADDITIONAL COURT ACTIVITY		Misdemeanor
Cases in Which Jury Selected		712
Cases in Which Mistrial Declared		55
Motions to Suppress Granted or Denied		775
Mental Illness/Intellectual Disability Assessments		15,483
Competency Examination Reports		2,890
Cases Set for Review		25,855
Cases in Which Attorney Appointed as Counsel		137,673
Cases with Retained Counsel		92,819

County-Level Courts

Probate and Guardianship Cases

CASES ON DOCKET	Decedents' Estates			Guardianships		All Other Cases	Total Cases
	Independent Administration	Dependent Administration	All Other Estate Proceedings	Minor	Adult		
New Cases, Applications or Contests Filed	40,031	2,171	15,362	561	4,444	2,557	65,126
Other Cases Added							
<i>Ancillary Cases</i>	383	84	77	5	66	65	680
<i>All Other Matters</i>	3,955	1,212	542	249	3,827	271	10,056
Inventories Filed	25,923	1,394	0	133	1,046	0	28,496
Guardianship of Person Reports Filed	---	---	---	1,000	29,201	---	30,201
Annual or Final Accounts Filed	---	1,803	---	1,033	5,691	---	8,527

ADDITIONAL COURT ACTIVITY

	Total
Guardianships	
<i>Dismissed or Denied</i>	273
<i>Granted</i>	3,418
<i>Closed</i>	3,187
<i>Active</i>	50,850
Chapter 1102 Investigations	4,104
Chapter 48 Removals	89
Hearings Held	68,644
Cases in Which Plaintiff/Petitioner Represented Self	1,975

Mental Health Case Activity

CASES ON DOCKET	Temporary Mental Health Services	Extended Mental Health Services	Modification	
			Inpatient to Outpatient	Outpatient to Inpatient
Intake				
New Applications Filed	47,779	295	79	140
Orders for Protective Custody Signed	43,859	---	---	---
Hearings				
Probable Cause Hearings Held	38,909	---	---	---
Release/Dismissal Prior to Final Hearing	36,494	15	3	40
Final Commitment Hearings Held	8,257	126	19	15
Other Information				
Disposition at Final Hearing				
<i>Denied (Release)</i>	3,527	9	0	2
<i>Granted (Commit)</i>				
<i>Inpatient</i>	6,085	201	31	---
<i>Outpatient</i>	305	33	---	17

ORDER TO AUTHORIZE PSYCHOACTIVE MEDICATIONS

	Total
New Applications Filed	4,929
Dismissal Prior to Hearing	514
Hearings Held	3,708
Disposition at Hearing	
<i>Denied</i>	168
<i>Granted</i>	3,715

[this page blank]

Justice and Municipal Courts

Criminal Case Activity

	Traffic Misdemeanors			Non-Traffic Misdemeanors			Total
	Non-Parking	Parking	Local Ordinance	Penal Code	Other State Law	Local Ordinance	
CASES ON DOCKET							
Cases Pending Beginning of Year							
Active Cases	7,323,836	445,113	48,010	1,148,685	1,009,098	663,144	10,637,886
Inactive Cases	6,303,378	115,459	31,593	1,273,156	788,722	428,088	8,940,396
Docket Adjustments	-116,927	-7,066	-1,111	-13,790	5,036	-3,654	-137,512
Cases Added							
New Cases Filed	3,880,922	93,410	32,313	311,559	343,586	234,541	4,896,331
Cases Reactivated	1,252,421	11,936	9,993	203,334	132,923	83,103	1,693,710
All Other Cases Added	8,585	278	49	2,346	7,314	304	18,876
Total Cases on Docket	12,348,837	543,671	89,254	1,652,134	1,497,957	977,438	17,109,291
Dispositions							
Dispositions Prior to Court Appearance or Trial							
Uncontested Dispositions	1,477,051	44,252	13,980	97,991	130,661	54,999	1,818,934
Dismissed by Prosecution	505,337	13,874	4,063	76,950	77,673	55,624	733,521
Total Dispositions Prior to Court Appearance or Trial	1,982,388	58,126	18,043	174,941	208,334	110,623	2,552,455
Dispositions at Court Appearance or Trial							
Convictions							
Guilty Plea or Nolo Contendere	324,454	3,047	2,250	46,744	26,716	23,901	427,112
By the Court	64,010	779	1,391	4,533	5,446	3,236	79,395
By the Jury	855	23	9	83	71	193	1,234
Acquittals							
By the Court	26,945	63	1,431	495	514	1,253	30,701
By the Jury	132	1	4	30	10	35	212
Dismissed by Prosecution	265,263	2,880	1,386	32,030	14,768	30,335	346,662
Total Dispositions at Court Appearance or Trial	681,659	6,793	6,471	83,915	47,525	58,953	885,316
Compliance Dismissals							
After Driver Safety Course	369,021	---	---	---	---	---	369,021
After Deferred Disposition	567,586	4,501	5,814	29,014	30,313	17,898	655,126
After Teen Court	4,163	11	73	458	308	177	5,190
After Tobacco Awareness Course	---	---	---	---	785	---	785
After Treatment for Chemical Dependency	---	---	---	526	906	---	1,432
After Proof of Financial Responsibility	49,513	---	---	---	---	---	49,513
All Other Transportation Code Dismissals	186,525	2,255	460	4,198	11,033	6,220	210,691
Total Compliance Dismissals	1,176,808	6,767	6,347	34,196	43,345	24,295	1,291,758
All Other Dispositions	291,874	6,982	1,839	68,431	27,063	41,745	437,934
Total Cases Disposed	4,132,729	78,668	32,700	361,483	326,267	235,616	5,167,463
Cases Placed on Inactive Status	1,117,807	14,264	5,545	173,375	130,950	69,004	1,510,945
Cases Pending End of Year							
Active Cases	7,020,478	450,081	50,508	1,107,173	1,022,944	667,598	10,318,782
Inactive Cases	6,092,463	116,666	26,910	1,239,689	786,513	413,092	8,675,333
Show Cause Hearings Held	579,763	3,124	3,760	46,001	48,764	24,402	705,814
Cases Appealed							
After Trial	6,056	70	16	531	439	736	7,848
Without Trial	18,370	92	84	2,005	1,048	939	22,538

Juvenile/Minor Activity

Beginning of Year through End of Year	Total
Transportation Code Cases Filed	46,584
Non-Driving Alcoholic Beverage Code Cases Filed	13,652
Driving Under the Influence of Alcohol Cases Filed	1,131
Drug Paraphernalia Cases Filed	4,211
Tobacco and e-Cigarette Cases Filed	4,191
Truant Conduct Cases Filed	9,971
Education Code Cases Filed	735
Violation of Local Daytime Curfew Ordinance Cases Filed	1,795
All Other Non-Traffic Fine-Only Cases Filed	14,619
Transfer to Juvenile Court	
<i>Mandatory Transfer</i>	67
<i>Discretionary Transfer</i>	156
Accused of Contempt and Referred to Juvenile Court (Delinquent Conduct)	26
Held in Contempt by Criminal Court (Fined and/or Denied Driving Privileges)	1,541
Juvenile Statement Magistrate Warning	
<i>Warnings Administered</i>	1,425
<i>Statements Certified</i>	333
Detention Hearings Held	355
Orders for Non-Secure Custody Issued	167
Parent Contributing to Nonattendance Cases Filed	12,082

Justice and Municipal Courts

Additional Activity

Beginning of Year through End of Year	Number Given	Requests for Counsel
Magistrate Warnings		
Class C Misdemeanors	399,458	---
Class A and B Misdemeanors	195,954	69,903
Felonies	175,601	70,834

Beginning of Year through End of Year	Total
Arrest Warrants Issued	
Class C Misdemeanors	1,151,402
Class A and B Misdemeanors	57,321
Felonies	62,822
Capiases Pro Fine Issued	400,891
Search Warrants Issued	19,397
Warrants for Fire, Health and Code Inspections Filed	3,625
Examining Trials Conducted	509
Emergency Mental Health Hearings Held	8,570
Magistrate's Orders	
Emergency Protection Issued	18,066
Ignition Interlock Device Issued	8,665
All Others Issued Requiring Conditions for Release on Bond	20,794
Driver's License Denial, Revocation or Suspension Hearings Held	9,536
Disposition of Stolen Property Hearings Held	2,627
Peace Bond Hearings Held	530
Cases in Which Fine and Court Costs Satisfied by Community Service	
Partial Satisfaction	24,095
Full Satisfaction	57,399
Cases in Which Fine and Court Costs Satisfied by Jail Credit	364,680
Cases in Which Fine and Court Costs Waived for Indigency	55,089
Amount of Fines and Court Costs Waived for Indigency	\$14,666,641
Fines, Court Costs and Other Amounts	
Kept by City or County	\$505,295,808
Remitted to State	\$246,579,659
Total Collected	\$765,965,816

Justice Courts

Criminal Case Activity

	Traffic Misdemeanors			Non-Traffic Misdemeanors			Total
	Non-Parking	Parking	County Ordinance	Penal Code	Other State Law	County Ordinance	
CASES ON DOCKET							
Cases Pending Beginning of Year							
Active Cases	2,880,558	39,277	4,352	351,115	503,148	22,926	3,801,376
Inactive Cases	1,485,741	10,909	347	204,112	253,635	5,217	1,959,961
Docket Adjustments	45,829	-2,959	14	-7,566	-2,260	-377	32,681
Cases Added							
New Cases Filed	1,250,593	15,162	1,127	68,422	122,509	8,421	1,466,234
Cases Reactivated	254,271	1,405	73	29,451	43,461	1,073	329,734
All Other Cases Added	4,268	206	5	1,296	6,731	41	12,547
Total Cases on Docket	4,435,519	53,091	5,571	442,718	673,589	32,084	5,642,572
Dispositions							
Dispositions Prior to Court Appearance or Trial							
Uncontested Dispositions	534,523	6,523	754	28,486	59,325	3,076	632,687
Dismissed by Prosecution	215,623	2,779	110	18,261	44,275	1,490	282,538
Total Dispositions Prior to Court Appearance or Trial	750,146	9,302	864	46,747	103,600	4,566	915,225
Dispositions at Court Appearance or Trial							
Convictions							
Guilty Plea or Nolo Contendere	39,358	297	23	2,882	3,892	225	46,677
By the Court	24,906	202	7	1,373	2,181	125	28,794
By the Jury	239	6	0	13	28	10	296
Acquittals							
By the Court	2,851	6	34	225	127	118	3,361
By the Jury	41	0	0	6	2	2	51
Dismissed by Prosecution	126,764	1,480	4	4,842	7,292	940	141,322
Total Dispositions at Court Appearance or Trial	194,159	1,991	68	9,341	13,522	1,420	220,501
Compliance Dismissals							
After Driver Safety Course	107,095	---	---	---	---	---	107,095
After Deferred Disposition	133,317	1,386	55	5,403	10,905	382	151,448
After Teen Court	275	0	0	16	50	1	342
After Tobacco Awareness Course	---	---	---	---	185	---	185
After Treatment for Chemical Dependency	---	---	---	12	46	---	58
After Proof of Financial Responsibility	13,809	---	---	---	---	---	13,809
All Other Transportation Code Dismissals	54,419	899	29	2,878	6,470	226	64,921
Total Compliance Dismissals	308,915	2,285	84	8,309	17,656	609	337,858
All Other Dispositions	66,940	1,157	26	7,147	10,451	636	86,357
Total Cases Disposed	1,320,160	14,735	1,042	71,544	145,229	7,231	1,559,941
Cases Placed on Inactive Status	322,122	1,852	39	21,880	30,828	1,055	377,776
Cases Pending End of Year							
Active Cases	2,687,961	35,467	4,103	338,992	479,462	18,852	3,564,837
Inactive Cases	1,567,724	11,493	305	199,689	247,096	5,308	2,031,615
Show Cause Hearings Held	148,381	656	68	6,626	16,108	690	172,529
Cases Appealed							
After Trial	1,057	8	6	31	91	9	1,202
Without Trial	8,281	22	69	136	562	11	9,081

Justice Courts

Civil Case Activity

	Debt Claim	Landlord/Tenant	Small Claims	Total
Cases Pending Beginning of Year				
<i>Active Cases</i>	244,789	97,555	189,920	532,264
<i>Inactive Cases</i>	3,387	2,738	4,651	10,776
Docket Adjustments	4,862	-2,735	-1,327	800
Cases Added				
New Cases Filed	281,375	189,578	57,600	528,553
<i>Cases Reactivated</i>	1,712	344	479	2,535
<i>All Other Cases Added</i>	982	780	1,666	3,428
Total Cases on Docket	533,720	285,522	248,338	1,067,580
Dispositions				
Default Judgments	93,136	55,415	6,051	154,602
Agreed Judgments	24,740	760	1,661	27,161
Trial/Hearing by Judge/Hearing Officer	16,878	53,480	17,854	88,212
Trial by Jury	59	145	201	405
Cases Dismissed for Want of Prosecution	13,828	9,370	5,763	28,961
Cases Non-Suited or Dismissed by Plaintiff	104,184	56,560	12,582	173,326
All Other Dispositions	11,403	12,860	9,669	33,932
Total Cases Disposed	264,228	188,590	53,781	506,599
Cases Placed on Inactive Status	3,411	1,029	1,263	5,703
Cases Pending End of Year				
<i>Active Cases</i>	262,714	94,887	189,956	547,557
<i>Inactive Cases</i>	4,302	3,139	4,963	12,404
Cases Appealed				
<i>After Trial</i>	236	4,201	563	5,000
<i>Without Trial</i>	64	2,129	84	2,277

Juvenile/Minor Activity

Beginning of Year through End of Year	Total
Transportation Code Cases Filed	13,014
Non-Driving Alcoholic Beverage Code Cases Filed	4,542
Driving Under the Influence of Alcohol Cases Filed	538
Drug Paraphernalia Cases Filed	1,280
Tobacco and e-Cigarette Cases Filed	1,504
Truant Conduct Cases Filed	9,428
Education Code Cases Filed	530
Violation of Local Daytime Curfew Ordinance Cases Filed	43
All Other Non-Traffic Fine-Only Cases Filed	3,824
Transfer to Juvenile Court	
<i>Mandatory</i>	29
<i>Discretionary</i>	34
Accused of Contempt and Referred to Juvenile Court (Delinquent Conduct)	8
Held in Contempt by Criminal Court (Fined and/or Denied Driving Privileges)	590
Juvenile Statement	
<i>Magistrate Warnings Administered</i>	807
<i>Certified by Judge</i>	199
Detention Hearings Held	318
Orders for Non-Secure Custody Issued	14
Parent Contributing to Nonattendance Cases Filed	10,319

Additional Activity

Beginning of Year through End of Year	Number Given	Requests for Counsel
Magistrate Warnings		
Class C Misdemeanors	29,249	---
Class A and B Misdemeanors	103,317	38,416
Felonies	105,775	45,577
Beginning of Year through End of Year		Total
Arrest Warrants Issued		
Class C Misdemeanors		299,571
Class A and B Misdemeanors		21,487
Felonies		27,402
Capiases Pro Fine IssuedW		42,521
Search Warrants Issued		1,537
Warrants for Fire, Health and Code Inspections FiledW		94
Examining Trials Conducted		435
Emergency Mental Health Hearings Held		8,219
Magistrate's Orders		
Emergency Protection Issued		9,334
Ignition Interlock Device Issued		5,213
All Others Issued Requiring Conditions for Release on Bond		17,729
Driver's License Denial, Revocation or Suspension Hearings Held		9,176
Handgun License Denial, Revocation or Suspension Hearings Held		186
Disposition of Stolen Property Hearings Held		1,113
Peace Bond Hearings Held		301
Inquests Conducted		25,050
Cases in Which Fine and Court Costs Satisfied by Community Service		
Partial Satisfaction		2,728
Full Satisfaction		11,620
Cases in Which Fine and Court Costs Satisfied by Jail Credit		75,334
Cases in Which Fine and Court Costs Waived for Indigency		14,815
Amount of Fines and Court Costs Waived for Indigency		\$3,729,759
Fines, Court Costs and Other Amounts		
Kept by County		\$168,805,607
Remitted to State		\$85,091,875
Total Collected		\$266,117,272

Municipal Courts

Criminal Case Activity

	Traffic Misdemeanors			Non-Traffic Misdemeanors			Total
	Non-Parking	Parking	City Ordinance	Penal Code	Other State Law	City Ordinance	
CASES ON DOCKET							
Cases Pending Beginning of Year							
Active Cases	4,443,278	405,836	43,658	797,570	505,950	640,218	6,836,510
Inactive Cases	4,817,637	104,550	31,246	1,069,044	535,087	422,871	6,980,435
Docket Adjustments	-162,756	-4,107	-1,125	-6,224	7,296	-3,277	-170,193
Cases Added							
New Cases Filed	2,630,329	78,248	31,186	243,137	221,077	226,120	3,430,097
Cases Reactivated	998,150	10,531	9,920	173,883	89,462	82,030	1,363,976
All Other Cases Added	4,317	72	44	1,050	583	263	6,329
Total Cases on Docket	7,913,318	490,580	83,683	1,209,416	824,368	945,354	11,466,719
Dispositions							
Dispositions Prior to Court Appearance or Trial							
Uncontested Dispositions	942,528	37,729	13,226	69,505	71,336	51,923	1,186,247
Dismissed by Prosecution	289,714	11,095	3,953	58,689	33,398	54,134	450,983
Total Dispositions Prior to Court Appearance or Trial	1,232,242	48,824	17,179	128,194	104,734	106,057	1,637,230
Dispositions at Court Appearance or Trial							
Convictions							
Guilty Plea or Nolo Contendere	285,096	2,750	2,227	43,862	22,824	23,676	380,435
By the Court	39,104	577	1,384	3,160	3,265	3,111	50,601
By the Jury	616	17	9	70	43	183	938
Acquittals							
By the Court	24,094	57	1,397	270	387	1,135	27,340
By the Jury	91	1	4	24	8	33	161
Dismissed by Prosecution	138,499	1,400	1,382	27,188	7,476	29,395	205,340
Total Dispositions at Court Appearance or Trial	487,500	4,802	6,403	74,574	34,003	57,533	664,815
Compliance Dismissals							
After Driver Safety Course	261,926	---	---	---	---	---	261,926
After Deferred Disposition	434,269	3,115	5,759	23,611	19,408	17,516	503,678
After Teen Court	3,888	11	73	442	258	176	4,848
After Tobacco Awareness Course	---	---	---	---	600	---	600
After Treatment for Chemical Dependency	---	---	---	514	860	---	1,374
After Proof of Financial Responsibility	35,704	---	---	---	---	---	35,704
All Other Transportation Code Dismissals	132,106	1,356	431	1,320	4,563	5,994	145,770
Total Compliance Dismissals	867,893	4,482	6,263	25,887	25,689	23,686	953,900
All Other Dispositions	224,934	5,825	1,813	61,284	16,612	41,109	351,577
Total Cases Disposed	2,812,569	63,933	31,658	289,939	181,038	228,385	3,607,522
Cases Placed on Inactive Status	795,685	12,412	5,506	151,495	100,122	67,949	1,133,169
Cases Pending End of Year							
Active Cases	4,332,517	414,614	46,405	768,181	543,482	648,746	6,753,945
Inactive Cases	4,524,739	105,173	26,605	1,040,000	539,417	407,784	6,643,718
Show Cause Hearings Held	431,382	2,468	3,692	39,375	32,656	23,712	533,285
Cases Appealed							
After Trial	4,999	62	10	500	348	727	6,646
Without Trial	10,089	70	15	1,869	486	928	13,457

Civil/Administrative Case Activity

	Total
Cases Pending Beginning of Year	
<i>Active Cases</i>	658,952
<i>Inactive Cases</i>	476,440
Docket Adjustments	-120,270
Cases Added	
New Cases Filed	447,737
<i>Cases Reactivated</i>	6,504
<i>All Other Cases Added</i>	57
Total Cases on Docket	992,980
Dispositions	
Uncontested Civil Fines or Penalties	233,821
Default Judgments	93,346
Agreed Judgments	561
Trial/Hearing by Judge/Hearing Officer	41,998
Trial by Jury	4
Cases Dismissed for Want of Prosecution	8,574
All Other Dispositions	6,121
Total Cases Disposed	384,425
Cases Placed on Inactive Status	30,794
Cases Pending End of Year	
<i>Active Cases</i>	709,549
<i>Inactive Cases</i>	368,797
Cases Appealed	
<i>After Trial</i>	92
<i>Without Trial</i>	102

Juvenile/Minor Case Activity

Beginning of Year through End of Year	Total
Transportation Code Cases Filed	33,570
Non-Driving Alcoholic Beverage Code Cases Filed	9,110
Driving Under the Influence of Alcohol Cases Filed	593
Drug Paraphernalia Cases Filed	2,931
Tobacco and e-Cigarette Cases Filed	2,687
Truant Conduct Cases Filed	543
Education Code Cases Filed	205
Violation of Local Daytime Curfew Ordinance Cases Filed	1,752
All Other Non-Traffic Fine-Only Cases Filed	10,795
Transfer to Juvenile Court	
<i>Mandatory</i>	38
<i>Discretionary</i>	122
Accused of Contempt and Referred to Juvenile Court (Delinquent Conduct)	18
Held in Contempt by Criminal Court (Fined and/or Denied Driving Privileges)	951
Juvenile Statement	
<i>Magistrate Warnings Administered</i>	618
<i>Certified by Judge</i>	134
Detention Hearings Held	37
Orders for Non-Secure Custody Issued	153
Parent Contributing to Nonattendance Cases Filed	1,763

Municipal Courts

Additional Activity

Beginning of Year through End of Year	Number Given	Requests for Counsel
Magistrate Warnings		
<i>Class C Misdemeanors</i>	370,209	---
<i>Class A and B Misdemeanors</i>	92,637	31,487
<i>Felonies</i>	69,826	25,257

Beginning of Year through End of Year	Total
Arrest Warrants Issued	
<i>Class C Misdemeanors</i>	851,831
<i>Class A and B Misdemeanors</i>	35,834
<i>Felonies</i>	35,420
Capiases Pro Fine Issued	358,370
Search Warrants Issued	17,860
Warrants for Fire, Health and Code Inspections Filed	3,531
Examining Trials Conducted	74
Emergency Mental Health Hearings Held	351
Magistrate's Orders	
<i>Emergency Protection Issued</i>	8,732
<i>Ignition Interlock Device Issued</i>	3,452
<i>All Others Issued Requiring Conditions for Release on Bond</i>	3,065
Driver's License Denial, Revocation or Suspension Hearings Held	360
Disposition of Stolen Property Hearings Held	1,514
Peace Bond Hearings Held	229
Cases in Which Fine and Court Costs Satisfied by Community Service	
<i>Partial Satisfaction</i>	21,367
<i>Full Satisfaction</i>	45,779
Cases in Which Fine and Court Costs Satisfied by Jail Credit	289,346
Cases in Which Fine and Court Costs Waived for Indigency	40,274
<u>Amount of Fines and Court Costs Waived for Indigency</u>	<u>\$10,936,882</u>
Fines, Court Costs and Other Amounts	
<i>Kept by City</i>	\$336,490,201
<i>Remitted to State</i>	\$161,487,784
<i>Total</i>	\$499,848,544

Assigned Judges in the Trial Courts

Statewide Totals

Reasons for Assignments and Number of Judges Assigned

Reason for Assignment by Presiding Judge within the Region	Active Judges - Number of Assignments	Sr/Fmr/Ret Judges - Number of Assignments	Total Number of Assignments
Assistance with Heavy Docket	30	982	1,012
Vacation	9	668	677
Illness	3	268	271
Recusal - Voluntary	614	1,043	1,657
Recusal - Involuntary	11	129	140
Disqualification - Voluntary	101	229	330
Disqualification - Involuntary	0	3	3
Continuing Education	0	307	307
Personal Emergency	1	44	45
Election Contest	2	7	9
Attorney Contempt	0	3	3
Suit to Remove Locally Elected Official	0	2	2
Vacant Bench	8	75	83
Other	35	520	555
Totals	814	4,280	5,094
Assignment to Another Region	2	45	47
Assigned by the Chief Justice to the Region	11	9	20

Motions to Recuse/Disqualify

Type of Judge Hearing Motion	No. of Motions
Regional Presiding Judge	248
Active Judge	13
Senior, Former, Retired Judge	122

Disposition	No. of Motions
Granted with hearing	21
Granted without hearing	7
Denied with hearing	193
Denied without hearing - failure to comply with Rule 18a	111
Denied without hearing - other	54

Vacant Benches

Reason for Vacancy	Number of Days Judge Assigned to Sit
Death	85.5
Illness*	79
New Bench	25
Resignation	414
Retirement	208
Suspension	112

*More than 2 weeks absence

Assigned Judges in the Trial Courts

Statewide Totals

Other Activity						
Rule 12 Appeals				Appeals from Judicial Branch Certification Commission		
Ruling:				Ruling:		
Denied	Granted in Whole	Granted in Part	No Jurisdiction	Violation Occurred, Penalty Upheld	Violation Occurred, Penalty Reduced	Violation Did Not Occur
5	1	1	14	0	0	0
Appointments for PIU Cases						0
Number of Attorney Fee Voucher Appeals						49

Appendix

Case Status and Clearance Rate Definitions

ALL TRIAL COURTS

Case Status

For more specific information about the case status categories listed below, as well as definitions of the various disposition types, refer to the reporting instructions posted at <http://www.txcourts.gov/reporting-to-oca/judicial-council-trial-court-activity-reports.aspx>.

Cases Pending Beginning of Month–Active: The number of cases that were awaiting disposition at the beginning of the reporting period.

Cases Pending Beginning of Month–Inactive: The number of cases that had been classified as inactive at the beginning of the reporting period.

New Cases Filed: The number of cases that were filed with the court for the first time during the reporting period.

Reactivated: The number of cases that had previously been placed on inactive status, but were restored to the court's control during the reporting period. Further court proceedings in these cases could be resumed during the reporting period and proceed toward disposition. The rules for reactivating a case are the reverse of those for placing a case on inactive status, (e.g., the lifting of a stay, arrest of a defendant with an outstanding warrant, etc.).

All Other Cases Added (Reopened): The number of cases in which a judgment had previously been entered but which were restored to the court's pending caseload during the reporting period. These cases come back to the court due to the filing of a request to modify or enforce that existing judgment and a hearing before a judicial officer is requested to review the status of the case or initiate further proceedings in the case.

Total Cases on Docket: The sum of the number of new cases filed, cases appealed from lower courts, reactivated and reopened cases.

Total Dispositions: The number of cases for which an original entry of judgment has been entered during the reporting period. For cases involving multiple parties/issues, the disposition is not to be reported until all parties/issues have been resolved.

Placed on Inactive Status: The number of cases whose status was administratively changed to inactive during the reporting period due to events beyond the court's control. These cases were removed from court control, and the court could take no further action until an event restored the case to the court's active pending caseload. Examples include cases in which a warrant of arrest was issued, a stay was issued while a defendant undergoes temporary or extended inpatient mental health treatment, or a stay was issued due to bankruptcy.

Cases Pending End of Month–Active: The number of cases that were awaiting disposition at the end of the reporting period.

Cases Pending End of Month–Inactive: The number of cases that had been classified as inactive at the end of the reporting period.

CLEARANCE RATE

Clearance Rate: The number of cases disposed or placed on inactive status divided by the number of cases added to the docket (including reactivated cases). The clearance rate is a measure of how effectively a court is disposing the cases added to its docket.

A clearance rate of 100 percent indicates that the court disposed of the same number of cases during the year as were added to the docket during the year, resulting in no changes to the court's case backlog.

Formula:

Number of cases disposed + number of cases placed on inactive status

divided by

number of new cases filed + number of cases reactivated + cases appealed from lower courts + all other cases added

DISTRICT COURTS

Criminal Docket

A criminal case is counted as one defendant per indictment or information. For example, if an indictment names more than one defendant, there is more than one case; three defendants named in one indictment equals three cases. If the same defendant is charged in more than one indictment, even if for the same criminal episode, there is more than one case; the same person named in four indictments equals four cases. Finally, if an indictment contains more than one count (Art. 21.24, Code of Criminal Procedure), only one case per person named in the indictment is reported. The case is reported under the classification for the most serious offense alleged.

The case type categories are:

CAPITAL MURDER: An offense under Penal Code Sec. 19.03 (Capital Murder).

MURDER: An offense under Penal Code Sec. 19.02 (Murder).

OTHER HOMICIDES: An offense under Penal Code Sec. 19.04 (Manslaughter), 19.05 (Criminally Negligent Homicide), or 49.08 (Intoxication Manslaughter).

ASSAULT OR ATTEMPTED MURDER: A felony offense under Penal Code Sec. 22.01 (Assault), 22.04 (Injury to a Child, Elderly Individual or Disabled Individual), 22.05 (Deadly Conduct), 22.07 (Terroristic Threat), or 22.08 (Aiding Suicide); an offense under Penal Code Sec. 22.015 (Coercing, Soliciting or Inducing Gang Membership), 22.02 (Aggravated Assault), 22.041 (Abandoning or Endangering Child), 22.09 (Tampering with Consumer Product), or 22.11 (Harassment by Persons in Certain Correctional Facilities; Harassment of Public Servant); or an offense of Attempt (as defined in Sec. 15.01) to Commit: Murder (19.02) or Capital Murder (19.03).

SEXUAL ASSAULT OF AN ADULT: An offense under Penal Code Sec. 22.011 (Sexual Assault) or 22.021 (Aggravated Sexual Assault) where the victim is an adult (17 years or older).

INDECENCY OR SEXUAL ASSAULT OF A CHILD: An offense under Penal Code Secs. 22.011 (Sexual Assault) or 22.021 (Aggravated Sexual Assault) where the victim is a child (younger than 17 years); an offense under Sec. 21.02 (Continuous Sexual Abuse of Young Child or Children); an offense under Sec. 21.11 (Indecency with a Child); or an offense under Sec. 21.12 (Improper Relationship Between Educator and Student).

FAMILY VIOLENCE ASSAULT: A felony offense under Penal Code Sec. 22.01(b)(2) against a person whose relationship to the defendant is described by Sec. 71.0021(b), 71.003, or 71.005 of the Family Code.

AGGRAVATED ROBBERY OR ROBBERY: An offense under Penal Code Sec. 29.03 (Aggravated Robbery) or 29.02 (Robbery).

BURGLARY: A felony offense under Penal Code Sec. 30.02 (Burglary) or 30.04 (Burglary of Vehicles).

THEFT: A felony offense under Ch. 31 of the Penal Code, except when the property involved is a motor vehicle; or a felony offense under Sec. 32.31 (Credit Card Abuse or Debit Card Abuse) or 33A.04 (Theft of Telecommunications Service).

AUTOMOBILE THEFT: A felony offense under Penal Code Sec. 31.03 (Theft) if the property involved is a motor vehicle, or an offense under Sec. 31.07 (Unauthorized Use of a Vehicle).

DRUG SALE OR MANUFACTURE: A felony offense under the Texas Controlled Substances Act (Ch. 481, Health and Safety Code), Ch. 482, Health and Safety Code (Simulated Controlled Substances), the Texas Dangerous Drugs Act (Ch. 483, Health and Safety Code), or Ch. 485, Health and Safety Code (Abusable Volatile Chemicals) for the manufacture, delivery, sale, or possession with intent to deliver or sell a drug or controlled substance.

DRUG POSSESSION: A felony offense for possession under the Texas Controlled Substances Act (Ch. 481, Health and Safety Code) or the Texas Dangerous Drugs Act (Ch. 483, Health and Safety Code), other than possession with intent to deliver or sell.

FELONY D.W.I.: A felony offense under Penal Code Sec. 49.04 (Driving While Intoxicated), 49.045 (Driving While Intoxicated with Child Passenger), or 49.09 (Enhanced Offenses and Penalties, involving driving a motor vehicle). Also include an offense under Penal Code Sec. 49.07 (Intoxication Assault) when the case involves a motor vehicle.

OTHER FELONIES: A felony offense not clearly identifiable as belonging in one of the preceding categories, including cases previously categorized as forgery.

ALL MISDEMEANORS: Any offense classified as a misdemeanor.

Civil Docket

A civil case, unlike a criminal case, does not depend on the number of persons involved. Instead, each separate suit, normally commenced by the filing of the plaintiff's original petition, defines an individual civil case.

The case type categories are:

INJURY OR DAMAGE—MOTOR VEHICLE: All cases for damages associated in any way with a motor vehicle (automobile, truck, motorcycle, etc.), with or without accompanying personal injury. Examples include personal injury, property damage, and wrongful death cases that involve motor vehicles.

INJURY OR DAMAGE—MEDICAL MALPRACTICE: Cases that allege misconduct or negligence by a person or entity in the medical profession (doctors, nurses, physician assistants, dentists, etc. and their firms: hospitals, nursing homes, etc.) acting in a professional capacity, thereby causing physical or financial harm.

INJURY OR DAMAGE—OTHER PROFESSIONAL MALPRACTICE: Cases that allege misconduct or negligence by a person or entity not in the medical profession (lawyers, accountants, architects, etc. and

their firms) acting in a professional capacity, thereby causing physical or financial harm.

INJURY OR DAMAGE—PRODUCT LIABILITY—ASBESTOS/SILICA: Cases involving the alleged responsibility of the manufacturer or seller for an injury caused to a person or property by exposure to, or ingestion of, asbestos or silica or an alleged breach of duty to provide suitable instructions to prevent injury.

INJURY OR DAMAGE—OTHER PRODUCT LIABILITY: All other cases, not involving asbestos or silica, involving the alleged responsibility of the manufacturer or seller of an article for an injury caused to a person or property by a defect in, or the condition of, the article sold or an alleged breach of duty to provide suitable instructions to prevent injury.

OTHER INJURY OR DAMAGE: All other cases not falling into categories above alleging an injury or wrong committed against a person, their reputation, or their property by a party who either did something that he was obligated not to do or failed to do something that he was obligated to do. Examples include damages on premises, “slip-and-fall” cases, construction damages, assault, battery, animal attack, vandalism, slander/libel/defamation, malicious prosecution, and false imprisonment.

REAL PROPERTY—EMINENT DOMAIN: Suits by a unit of government or a corporation with the power of eminent domain for the taking of private land for public use; or cases in which a property owner challenges the amount of remuneration offered by the government for the taking of a parcel of land.

OTHER REAL PROPERTY: All other cases involving real property. Examples include disputes over the ownership, use, boundaries, or value of real property, including trespass to try title.

CONTRACT—CONSUMER/COMMERCIAL/DEBT: Cases involving a buyer of goods or services bringing a suit against the seller for failure either to deliver said goods or services or to honor a warranty as promised in an expressed or implied contract. Also, cases involving a seller of goods or services bringing a suit against a buyer for failure to pay for said goods or services as promised in an expressed or implied contract (debt collection). Examples include agreements, breach of contract, contracts, fraud, notes, sworn accounts, debts, and assignment of creditors.

OTHER CONTRACT: All other cases involving a dispute over an agreement, express or implied, between two parties. Examples include employment cases (including discrimination, retaliation, termination, and other employment cases), landlord/tenant disputes, mortgage foreclosures, homeowners association disputes, etc.

CIVIL CASES RELATING TO CRIMINAL MATTERS: All civil cases associated with criminal matters, including bond forfeiture, expunction, nondisclosure, occupational license, seizure and forfeiture, extradition, contempt (in criminal cases only), and writ of habeas corpus (in criminal cases only) cases. Include petitions for relief from a firearms disability related to criminal cases (Sec. 574.088, Health and Safety Code).

OTHER CIVIL CASES: All non-tax civil cases not clearly identifiable as belonging in one of the preceding categories. Include occupational license cases in civil and family matters and cases appealing the finding of a lower court, department, or administrative agency (e.g., workers’ compensation, business dissolution, liquor license appeal, etc.).

TAX CASES: Suits brought by governmental taxing entities against an individual or business for the collection of taxes.

Family Law Docket

A family law case is counted and reported when: 1) an original petition is filed (no matter how many parties or children are involved); 2) a show cause motion, motion to modify, or similar motion is filed following entry of original judgment; or 3) some other case is filed.

The case type categories are:

DIVORCE—CHILDREN: Suits brought by a party to a marriage to dissolve the marriage pursuant to Ch. 6, Family Code that also include a suit affecting the parent-child relationship due to the existence of children born or adopted of the marriage who are under 18 years of age or who are otherwise entitled to support as provided by Ch. 154, Family Code. Include petitions for annulment and petitions to declare a marriage void.

DIVORCE—NO CHILDREN: Suits brought by a party to a marriage to dissolve the marriage pursuant to Ch. 6, Family Code. Include petitions for annulment and petitions to declare a marriage void.

PARENT-CHILD—NO DIVORCE: Cases involving issues of custody, support, paternity, visitation (by parents, grandparents or other family members) that do not involve a current or previously decided divorce/marriage dissolution case. Include voluntary legitimation of paternity (Sec. 160.201, Family Code).

CHILD PROTECTIVE SERVICES: Cases filed under Ch. 262 of the Family Code on behalf of the Department of Family and Protective Services; a motion in aid of investigation filed under Sec. 261.303 of the Family Code; a motion to participate filed under Sec. 264.203 of the Family Code; or a civil action filed by the Department requesting a determination of an at-risk child under Sec. 264.303 of the Family Code.

TERMINATION OF PARENTAL RIGHTS: Cases filed under Ch. 161 of the Family Code requesting that the court extinguish the legal relationship of parent and child.

ADOPTION: Cases filed under Ch. 162 of the Family Code requesting the establishment of a new, permanent relationship of parent and child between persons not having that relationship naturally. Include gestation agreements.

PROTECTIVE ORDERS—NO DIVORCE: Cases filed under Ch. 82, Family Code, requesting an order designed to limit or eliminate contact between two or more family/household members or individuals involved in a dating relationship.

TITLE IV-D—PATERNITY: Cases filed by the Title IV-D Agency (Office of Attorney General) requesting a determination of parentage under Ch. 160, Family Code and the setting of a child support obligation. These cases may also involve custody and visitation issues.

TITLE IV-D—SUPPORT ORDER: Cases filed by the Title IV-D Agency (Office of Attorney General) requesting the setting of a child support obligation where the parentage of the child has been established by an Acknowledgment of Paternity or the child was born during the marriage. These cases may also involve custody and visitation issues.

TITLE IV-D—UIFSA: Cases filed by the Title IV-D Agency (Office of the Attorney General) seeking to establish a Texas child support order. The issue of paternity may be addressed. UIFSA cases are distinguished by the fact that not all parties reside in Texas. Issues of custody and visitation are not generally involved.

ALL OTHER FAMILY CASES: Includes all cases filed under the Family Code that are not reported elsewhere, including, but not limited to:

- Judicial bypass of parental notification of abortion (Sec. 33.003); Changes of name (Ch. 45);
- Adult adoptions (Sec. 152.502);
- Removal of disability of minority (Ch. 31);
- Removal of disability of minority for marriage (Sec. 2.103);
- Suits for parental liability for damages caused by conduct of child (Ch. 41); and
- Suits for liability for interference with possession of a child (Ch. 42).

POST-JUDGMENT MODIFICATION—CUSTODY: Post-judgment suits or motions filed pursuant to Subchapter B, Ch. 156, Family Code, for modification of an order that provides for the conservatorship of, possession of, or determination of residence of a child (e.g., motions to modify conservatorship [custody], motions to modify right to determine primary residence of child, motions for further orders of the court).

POST-JUDGMENT MODIFICATION—OTHER: Post-judgment suits or motions requesting modification of orders not involving custody of a child, including, but not limited to:

- Suits filed pursuant to Subchapter B, Ch. 156, Family Code for modification of an order that provides for the access to a child (motions to modify visitation privileges; motions to modify rights, privileges and duties of conservator);
- Suits filed pursuant to Subchapter C, Ch. 156, Family Code for modification of an order that provides for the support of a child (motions to modify or set child support; motions to terminate wage withholding; motions for further orders of the court); and
- Suits filed pursuant to Sec. 8.057, Family Code for modification of an order that provides for spousal maintenance (petition to terminate/modify order/writ of income withholding).

POST-JUDGMENT ENFORCEMENT: Post-judgment suits or motions requesting the enforcement of a final order, including, but not limited to:

- Motions filed pursuant to Ch. 157, Family Code to enforce a

final order for conservatorship, child support, possession of or access to a child, property provisions, injunctions, or other provisions of a final order (e.g., motions for contempt; motions for enforcement of judgments or prior orders; motions to revoke community supervision/probation for failure to pay child support);

- Suits to enforce a divorce or annulment decree filed pursuant to Ch. 9, Family Code (petition for enforcement of property division; petitions to divide assets not divided on divorce or annulment; post-decree qualified domestic relations orders); and
- Suits to enforce spousal maintenance filed pursuant to Ch. 8, Family Code.

POST-JUDGMENT TITLE IV-D: Suits or motions filed by the Title IV-D agency (Office of the Attorney General) pursuant to Chs. 156, 157 or 159, Family Code, to enforce and/or modify a child support obligation.

TITLE IV-D—PATERNITY: Cases filed by the Title IV-D Agency (Office of Attorney General) requesting a determination of parentage under Ch. 160, Family Code and the setting of a child support obligation. These cases may also involve custody and visitation issues. The pleading is most often styled Petition to Establish the Parent-Child Relationship.

TITLE IV-D—SUPPORT ORDER: Cases filed by the Title IV-D Agency (Office of Attorney General) requesting the setting of a child support obligation where the parentage of the child has been established by an Acknowledgment of Paternity or the child was born during the marriage. These cases may also involve custody and visitation issues. The pleading is most often styled Suit Affecting the Parent-Child Relationship.

TITLE IV-D—UIFSA: Cases filed by the Title IV-D Agency (Office of the Attorney General) seeking to establish a Texas child support order. The issue of paternity may be addressed. UIFSA cases are distinguished by the fact that not all parties reside in Texas. Issues of custody and visitation are not generally involved.

Juvenile Docket

Juvenile cases are based upon petitions for adjudication of a child alleged to have engaged in delinquent conduct or conduct indicating a need for supervision (C.I.N.S.) as governed by Title 3 of the Texas Family Code.

Delinquent conduct cases are further broken down into case categories similar to the ones used in the Criminal section. See OCA's Required Reporting webpage (<http://www.txcourts.gov/reporting-to-oca/judicial-council-trial-court-activity-reports.aspx>) for full definitions.

STATUTORY COUNTY COURTS

Misdemeanor Case Docket

A criminal case is counted as one defendant per information or complaint. For example, if an information names more than one defendant, there is more than one case; three defendants named in one information equals three cases. If the same defendant is charged in more than one information, even if for the same criminal

episode, there is more than one case; the same person named in four informations equals four cases. Finally, if an information contains more than one count (Art. 21.24, Code of Criminal Procedure) only one case per person named in the information is reported. The case is reported under the classification for the most serious offense alleged.

Case categories are identical to the ones used in the CRIMINAL SECTION OF THE CONSTITUTIONAL COUNTY COURT REPORTS.

Felony Case Docket

A criminal case is counted as one defendant per indictment or information. For example, if an indictment names more than one defendant, there is more than one case; three defendants named in one indictment equals three cases. If the same defendant is charged in more than one indictment, even if for the same criminal episode, there is more than one case; the same person named in four indictments equals four cases. Finally, if an indictment contains more than one count (Art. 21.24, Code of Criminal Procedure), only one case per person named in the indictment is reported. The case is reported under the classification for the most serious offense alleged.

Case categories are identical to the ones used in the CRIMINAL SECTION OF THE DISTRICT COURT REPORTS.

Civil Docket

A civil case, unlike a criminal case, does not depend on the number of persons involved. Instead, each separate suit, normally commenced by the filing of the plaintiff's original petition, defines an individual civil case.

Case categories are identical to the ones used in the CIVIL SECTION OF THE DISTRICT COURT REPORTS.

Family Law Docket

A family law case is counted and reported when: 1) an original petition is filed (no matter how many parties or children are involved); 2) a show cause motion, motion to modify, or similar motion is filed following entry of original judgment; or 3) some other case is filed.

Case categories are identical to the ones used in the FAMILY SECTION OF THE DISTRICT COURT REPORTS.

Juvenile Docket

Juvenile cases are based upon petitions for adjudication of a child alleged to have engaged in delinquent conduct or conduct indicating a need for supervision (C.I.N.S.) as governed by Title 3 of the Texas Family Code.

Delinquent conduct cases are further broken down into case categories similar to the ones used in the Criminal section. See OCA's Required Reporting webpage (<http://www.txcourts.gov/reporting-to-oca/judicial-council-trial-court-activity-reports.aspx>) for full definitions.

Probate and Guardianship Docket

These cases are governed by the Texas Probate Code, and include matters involving the probate of wills, the administration of estates, and guardianships. A single probate case may involve more than one

person.

Case categories are identical to the ones used in the PROBATE AND GUARDIANSHIP SECTION OF THE CONSTITUTIONAL COUNTY COURT REPORTS.

Court-Ordered Mental Health Cases

Sec. 574.014 of the Health and Safety Code requires a report to the Office of Court Administration on the number of applications for involuntary mental health commitment orders filed and the disposition of those cases. Information is also collected on applications seeking an order to authorize psychoactive medications.

Case categories are identical to the ones used in the COURT-ORDERED MENTAL HEALTH SERVICES SECTION OF THE CONSTITUTIONAL COUNTY COURT REPORTS.

CONSTITUTIONAL COUNTY COURTS

Criminal Docket

A criminal case is counted as one defendant per information or complaint. For example, if an information names more than one defendant, there is more than one case; three defendants named in one information equals three cases. If the same defendant is charged in more than one information, even if for the same criminal episode, there is more than one case; the same person named in four informations equals four cases. Finally, if an information contains more than one count (Art. 21.24, Code of Criminal Procedure) only one case per person named in the information is reported. The case is reported under the classification for the most serious offense alleged.

The case type categories are:

D.W.I.—FIRST OFFENSE: An offense under Sec. 49.04, Penal Code (Driving While Intoxicated).

D.W.I.—SECOND OFFENSE: A second offense of driving while intoxicated (Sec. 49.04, Penal Code) under Sec. 49.09, Penal Code (Enhanced Offenses and Penalties).

THEFT: A misdemeanor offense under Ch. 31 (Theft) of the Penal Code, except Sec. 31.06, or an offense under Penal Code Sec. 33A.04 (Theft of Telecommunications Service).

THEFT BY CHECK: Any offense of theft or theft of service in which the defendant allegedly obtained property or secured performance of service by issuing or passing a check or similar sight order for the payment of money, when the issuer did not have sufficient funds in or on deposit with the bank or other drawee for the payment in full of the check or order as well as all other checks or orders then outstanding (Sec. 31.06, Penal Code). Also included are appeals of cases brought under Sec. 32.41, Penal Code (Issuance of Bad Checks).

DRUG POSSESSION—MARIJUANA: A misdemeanor offense under Sec. 481.120 (Delivery of Marijuana), Sec. 481.121 (Possession of Marijuana) or Sec. 481.134(f) (Drug Free Zones), Health and Safety Code.

DRUG POSSESSION—OTHER: Any other misdemeanor offense for possession, manufacture, delivery, sale, or possession with intent to deliver or sell a drug or controlled substance under the Texas Controlled Substances Act (Ch. 481, Health and Safety Code), the Texas Dangerous Drug Act (Ch. 483, Health and Safety Code), or Ch. 485 (Abusable Volatile Chemicals), Health and Safety Code.

FAMILY VIOLENCE ASSAULT: A misdemeanor offense under Penal Code Sec. 22.01(a)(1) against a person whose relationship to the defendant is described by Sec. 71.0021(b), 71.003, or 71.005 of the Family Code.

ASSAULT—OTHER: Any other misdemeanor offense under Ch. 22 of the Penal Code.

TRAFFIC: Violations of the provisions of Title 7, Transportation Code and related statutes, except D.W.I. Sec. 49.04 (or Sec. 49.09 for a subsequent offense), Penal Code, and Sec. 521.457, Transportation Code (Driving While License Invalid).

D.W.L.S./D.W.L.I.: An offense under Sec. 521.457, Transportation Code (Driving While License Invalid).

OTHER MISDEMEANOR CASES: A misdemeanor not clearly identifiable as belonging in one of the preceding categories.

Civil Docket

A civil case, unlike a criminal case, does not depend on the number of persons involved. Instead, each separate suit, normally commenced by the filing of the plaintiff's original petition, defines an individual civil case.

The case type categories are:

INJURY OR DAMAGE—MOTOR VEHICLE: All cases for damages associated in any way with a motor vehicle (automobile, truck, motorcycle, etc.), with or without accompanying personal injury. Examples include personal injury, property damage, and wrongful death cases that involve motor vehicles.

OTHER INJURY OR DAMAGE: All other cases alleging an injury or wrong committed against a person, their reputation, or their property by a party who either did something that he was obligated not to do or failed to do something that he was obligated to do. Examples include damages on premises, "slip-and-fall" cases, construction damages, assault, battery, animal attack, vandalism, slander/libel/defamation, malicious prosecution, and false imprisonment.

REAL PROPERTY: Cases involving disputes over the ownership, use, boundaries, or value of real property.

CONTRACT—CONSUMER/COMMERCIAL/DEBT: Cases involving a buyer of goods or services bringing a suit against the seller for failure either to deliver said goods or services or to honor a warranty as promised in an expressed or implied contract. Also, cases involving a seller of goods or services bringing a suit against a buyer for failure to pay for said goods or services as promised in an expressed or implied

contract (debt collection). Examples include agreements, breach of contract, contracts, notes, sworn accounts, debts, and assignment of creditors.

CONTRACT—LANDLORD/TENANT: Cases alleging a breach of contract (lease) between a landlord and tenant, including unlawful detainer.

OTHER CONTRACT: All other cases involving a dispute over an agreement, express or implied, between two parties. Examples include employment cases (including discrimination, retaliation, termination, and other employment cases), fraud, mortgage foreclosures, homeowners association disputes, etc.

CIVIL CASES RELATING TO CRIMINAL MATTERS: All civil cases associated with criminal matters, including bond forfeiture, nondisclosure, occupational license, seizure and forfeiture, contempt (in criminal cases only), and writ of habeas corpus (in criminal cases only) cases. Include petitions for relief from a firearms disability related to a criminal case (Sec. 574.088, Health and Safety Code).

ALL OTHER CIVIL CASES: All other civil cases not clearly identifiable as belonging in one of the preceding categories. Include petitions for relief from a firearms disability related to an involuntary mental health commitment case (Sec. 574.088, Health and Safety Code).

Juvenile Docket

Juvenile cases are based upon petitions for adjudication of a child alleged to have engaged in delinquent conduct or conduct indicating a need for supervision (C.I.N.S.) as governed by Title 3 of the Texas Family Code.

Delinquent conduct cases are further broken down into case categories similar to the ones used in the Criminal section. See OCA's Required Reporting webpage (<http://www.txcourts.gov/reporting-to-oca/judicial-council-trial-court-activity-reports.aspx>) for full definitions.

Probate and Guardianship Docket

These cases are governed by the Texas Probate Code, and include matters involving the probate of wills, the administration of estates, and guardianships. A single probate case may involve more than one person.

The case type categories are:

INDEPENDENT ADMINISTRATION: A proceeding to probate a will and for issuance of letters testamentary under Probate Code Sec. 145(b), or an estate opened under Probate Code Secs. 145(c), 145(d) or 145(e).

DEPENDENT ADMINISTRATION: An estate opened under Probate Code Sec. 178. These estate cases require court monitoring. Also include applications to appoint a temporary administrator under Ch. VI, Probate Code.

ALL OTHER ESTATE PROCEEDINGS: Other proceedings involving the handling or transfer of property by reason of the death of an individual.

GUARDIANSHIP: Cases involving the establishment of, or a

controversy over, the relation existing between a person (guardian) lawfully invested with the power and charged with the duty of taking care of the rights of a minor or adult (ward) who is considered by the court as incapable of caring for himself/herself.

ALL OTHER CASES: All other cases not clearly identifiable as belonging in one of the preceding categories. Include petitions for relief from a firearms disability related to a guardianship case (Sec. 574.088, Health and Safety Code).

Court-Ordered Mental Health Cases

Sec. 574.014 of the Health and Safety Code requires a report to the Office of Court Administration on the number of applications for involuntary mental health commitment orders filed and the disposition of those cases. Information is also collected on applications seeking an order to authorize psychoactive medications.

The case type categories are:

TEMPORARY MENTAL HEALTH SERVICES: Applications for commitment under Sec. 574.034(a) or 574.034(b), Health and Safety Code for not longer than 90 days. Do not include requests for modification of existing commitment orders.

EXTENDED MENTAL HEALTH SERVICES: Applications for commitment under Sec. 574.035(a) or 574.035(b), Health and Safety Code for greater than 90 days, but not longer than 12 months. Do not include requests for modification of existing commitment orders.

MODIFICATION—INPATIENT TO OUTPATIENT: Applications for the modification of an existing order for commitment for inpatient services to provide for commitment for outpatient services (Sec. 574.061, to provide for commitment for outpatient services (Sec. 574.061, Health and Safety Code).

MODIFICATION—OUTPATIENT TO INPATIENT: Applications for the modification of an existing order for commitment for outpatient services to provide for commitment for inpatient services (Sec. 574.065(d)(2), Health and Safety Code).

ORDER TO AUTHORIZE PSYCHOACTIVE MEDICATIONS: Applications seeking an order authorizing, reauthorizing or modifying the administration of psychoactive medication (Sec. 574.106, Health and Safety Code).

JUSTICE COURTS

Criminal Docket

The number of criminal cases is based on the number of individual violations charged. If the same defendant has been charged for more than 1 violation, each violation is counted as a separate case. For instance, a citation with 4 violations charged is counted as 4 cases. The case type categories are:

TRAFFIC MISDEMEANORS: Cases relating to motor vehicle operation or ownership for which the maximum punishment does not involve confinement in jail or prison (i.e., class C misdemeanors).

Non-Parking. Cases involving violations of the provisions of Title 7, Transportation Code and related statutes that do not involve parking (e.g., speeding, passing a school bus, driving without a valid inspection sticker, driving with an expired or no driver's license).

Parking. Cases involving violations of Secs. 545.301 through 545.304, Ch. 681 or Ch. 683, Transportation Code and related statutes concerning the improper stopping, standing, or parking of a vehicle (e.g., parking in an intersection, parking within 15 feet of a fire hydrant, parking where an official sign prohibits parking).

County Ordinance. Cases involving violations of traffic or parking-related ordinances enacted by the county (e.g., vehicle weight limitations set by the county pursuant to Transportation Code, Sec. 621.301) that are not already covered by state statute.

NON-TRAFFIC MISDEMEANORS: Cases not involving traffic or parking violations for which the maximum punishment does not involve confinement in jail or prison.

Penal Code. Cases involving laws enacted by the Texas Legislature that are set out in the Penal Code (e.g., disorderly conduct, public intoxication, theft of property valued at less than \$100).

Other State Law. Cases involving laws enacted by the Texas Legislature that are set out in statutes other than the Penal Code (e.g., Alcoholic Beverage Code, Education Code, Health and Safety Code, Occupations Code, Parks and Wildlife Code, etc.).

County Ordinance. Cases involving ordinances enacted by the county (e.g., building codes, zoning, sanitation, and animal ordinances) that are not already covered by state statute.

Civil Docket

A civil case, unlike a criminal case, does not depend on the number of persons involved. Instead, each separate suit, normally commenced by the filing of the plaintiff's original petition, defines an individual civil case.

The case type categories are:

Debt Claim. Cases filed on or after September 1, 2013 to recover a debt by an assignee of a claim, a debt collector or collection agency, a financial institution, or a person or entity primarily engaged in the business of lending money at interest. The claim can be for no more than \$10,000, excluding statutory interest and court costs but including attorney fees, if any. Debt claim cases in justice court are governed by Rules 500-507 and 508 of Part V of the Rules of Civil Procedure.

Landlord/Tenant includes:

1. **Eviction.** All suits for eviction (recovery of possession of premises) brought to recover possession of real property under Chapter 24 of the Texas Property Code, often by a landlord against a tenant. A claim for rent may be joined with an eviction case if the amount of rent due and unpaid is not more than \$10,000,

excluding statutory interest and court costs but including attorney fees, if any. Eviction cases are governed by Rules 500-507 and 510 of Part V of the Rules of Civil Procedure.

2. **Repair and Remedy.** A case by a residential tenant under Chapter 92, Subchapter B, of the Texas Property Code to enforce the landlord's duty to repair or remedy a condition materially affecting the physical health or safety of an ordinary tenant. Repair and remedy cases are governed by Rules 500-507 and 509 of Part V of the Rules of Civil Procedure.

Small Claims Suits includes:

1. **Small Claims Suits (filed on or after September 1, 2013).** Cases filed for the recovery of money damages, civil penalties, personal property, or other relief allowed by law. The claim cannot exceed \$10,000, excluding statutory interest and court costs but including attorney fees, if any. Small claims cases are governed by Rules 500-507 of Part V of the Rules of Civil Procedure.

2. **Miscellaneous proceedings** including occupational licenses, bond forfeitures, writs of re-entry, writs of restoration, writs of retrieval, tax cases, tax warrants, dangerous dog cases (in which no criminal charges have been filed), tow hearings, habitual toll violator hearings, junk vehicle, and deed restriction cases.

MUNICIPAL COURTS
Criminal Docket

The number of criminal cases is based on the number of individual violations charged. If the same defendant has been charged for more than 1 violation, each violation is counted as a separate case. For instance, a citation with 4 violations charged is counted as 4 cases. The case type categories are:

TRAFFIC MISDEMEANORS: Cases relating to motor vehicle operation or ownership for which the maximum punishment does not involve confinement in jail or prison (i.e., class C misdemeanors).

Non-Parking. Cases involving violations of the provisions of Title 7, Transportation Code and related statutes that do not involve parking (e.g., speeding, passing a school bus, driving without a valid inspection sticker, driving with an expired or no driver's license).

Parking. Cases involving violations of Sec. 545.301 through 545.304, Ch. 681 or Ch. 683, Transportation Code and related statutes concerning the improper stopping, standing, or parking of a vehicle (e.g., parking in an intersection, parking within 15 feet of a fire hydrant, parking where an official sign prohibits parking).

City Ordinance. Cases involving violations of traffic or parking-related ordinances enacted by municipalities that are not already covered by state statute.

NON-TRAFFIC MISDEMEANORS: Cases not involving traffic or parking violations for which the maximum punishment does not involve confinement in jail or prison.

Penal Code. Cases involving laws enacted by the Texas Legislature that are set out in the Penal Code (e.g., disorderly conduct, public intoxication, theft of property valued at less than \$100).

Other State Law. Cases involving laws enacted by the Texas Legislature that are set out in statutes other than the Penal Code (e.g., Alcoholic Beverage Code, Education Code, Health and Safety Code, Occupations Code, etc.).


City Ordinance. Cases involving ordinances enacted by municipalities (e.g., building codes, zoning laws, dog ordinances). Ordinance violations involving litter, fire safety, zoning, public health, and sanitation are punishable by fines only, up to a maximum of \$2,000. Punishment for violation of other types of city ordinances is limited to fines only, not to exceed \$500, that are not already covered by state statute.

Civil Docket

A civil case, unlike a criminal case, does not depend on the number of persons involved. Instead, each separate suit, normally commenced by the filing of the plaintiff's original petition, defines an individual civil case.

Civil cases are those involving all complaints, citations or suits within the civil or administrative jurisdiction of the municipal court, including red light camera, vehicle parking and stopping (Transportation Code, Ch. 682), dangerous dog, substandard building, and abandoned motor vehicle cases, as well as any other cases involving the enforcement of health and safety and nuisance abatement ordinances. Bond forfeiture (nisi) proceedings conducted pursuant to Code of Criminal Procedure, Art. 22.02 are also included.

[this page blank]



ANNUAL STATISTICAL REPORT FOR THE TEXAS JUDICIARY FISCAL YEAR 2020



P.O. Box 12066
Austin, TX 78711-2066



512.463.1625 Phone
512.463.1648 Fax



www.txcourts.gov