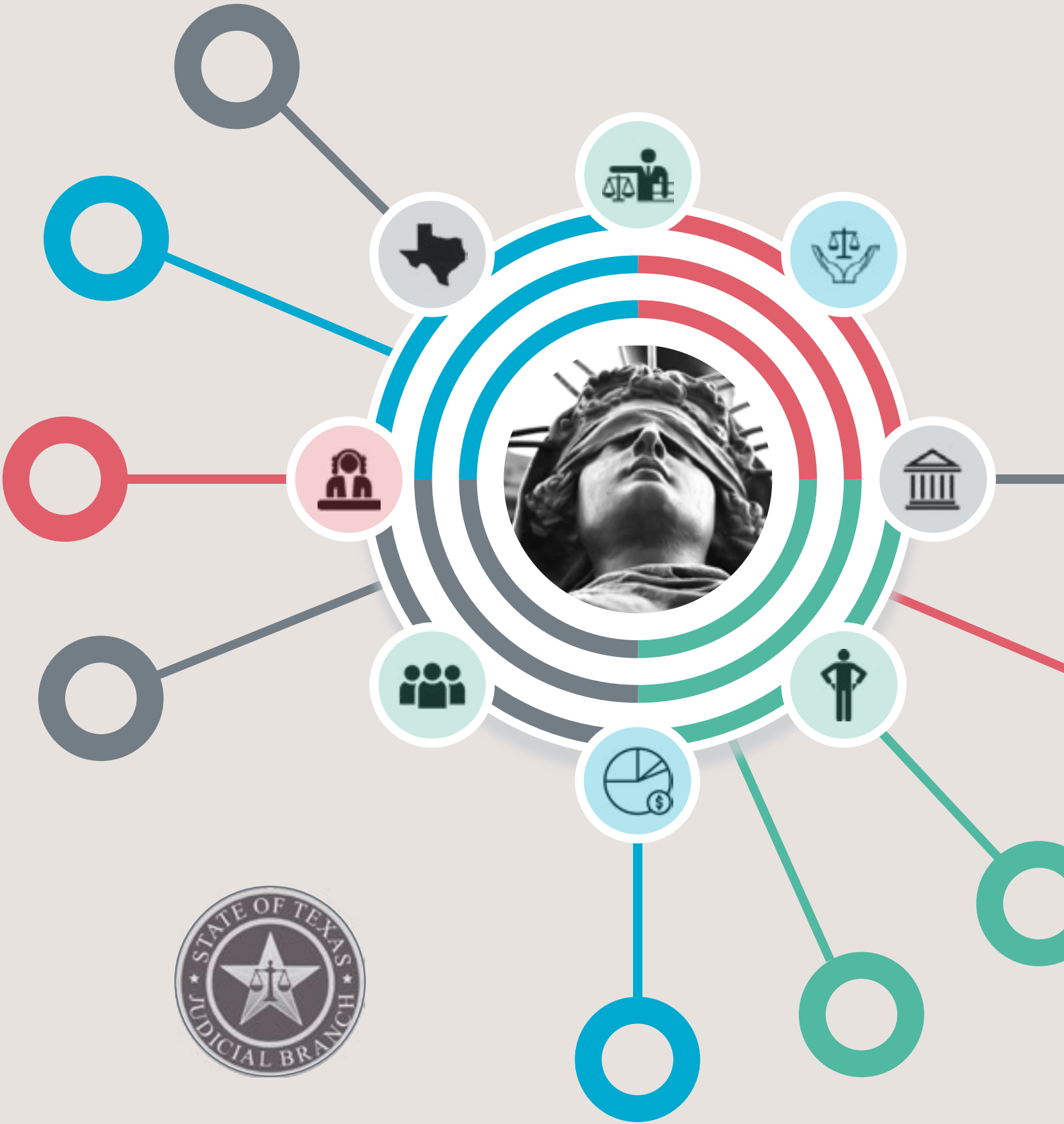


# ANNUAL STATISTICAL REPORT

for the **TEXAS JUDICIARY**  
FISCAL YEAR 2018



# Office of Court Administration

## A Message from the Administrative Director

Many years bring challenges to the Texas Judiciary, but few have ever brought about challenges of the magnitude related to the impact of Hurricane Harvey that hit just before the beginning of Fiscal Year 2018. Courts all along the coast were affected, with some losing entire courthouses – Aransas and Harris Counties – and others have dislocated judges, clerks, and court personnel. Even though they had personal devastation from the hurricane, those dedicated individuals immediately returned to work to resolve the justice needs of those around them. It is those individuals who the Texas Judiciary adds to the list of many heroes after Hurricane Harvey.

Not only did the judges, clerks, and court personnel permit the judiciary to continue functioning after Hurricane Harvey, but the technology put in place by the judiciary at the state and local levels contributed greatly to this effort. Clerks who had transitioned court records from paper to electronic form safeguarded files that otherwise would have been destroyed. The state's electronic filing system permitted thousands of filings in the affected counties to be submitted and processed remotely, even by judges and staff who had been relocated. Without the advancements made in the past decade, the Texas Judiciary's response to Hurricane Harvey would have looked very different. While we are proud of the progress, Harvey reminds us that we can never rest on our successes and must continue to advance.

As we pause to look at the work of the Texas Judiciary in Fiscal Year 2018, several items are worth noting:

### CIVIL

- Case filings increased in most of the court levels in the state, with civil filings driving the increase.
- Civil filings increased in nearly every case category, a trend that has continued over the past 5 years. This most significant growth is in the debt case category, a category that now makes up the most significant portion of the caseload in all levels of the trial courts.
- The number of new civil filings in the justice courts rose 11%, driven by a 29% increase in debt claim cases that have increased over 140% in the past 5 years.
- Motor vehicle injury/damage cases continue to spike in the district courts with a 44% increase in filings in the past 5 years.
- After seeing civil filings surpass criminal filings in the courts of appeals for the first time since the courts of appeals gained criminal jurisdiction, the spread between those case types continued to expand with criminal case filings declining and civil case filings climbing.
- Consistent with trends at the other levels of courts in the state, the workload of the Supreme Court increased with the number of filings of petitions for review at the highest levels since 2003.

### PROBATE/GUARDIANSHIP/MENTAL HEALTH

- As expected, the number of probate and guardianship filings continue to increase with an aging population. The number of probate independent administrations have increased by 12% in the past year.
- Since the beginning of OCA's Guardianship Compliance Project, the number of guardianship of a person reports and annual accountings have increased, 27% and 4% respectively in the past 5 years.
- The majority (63%) of mental health civil commitments are to an inpatient commitment, while only 3% of those commitments are to an outpatient setting.

## FAMILY

- Following a continuing trend, the number of family law cases continues to climb and now makes up almost half of the docket of the district courts.
- Child protection cases continue to climb, with an increase of 30% in the past 5 years, while the number of persons representing themselves as a petitioner/plaintiff has now surpassed 40% of cases filed.

## JUVENILE

- While the number of juvenile delinquency cases have fallen dramatically over the past 10 years, the courts have seen a significant increase in violent crimes (murder, robbery, auto theft) committed by juveniles.
- The number of criminal cases filed against children has declined in recent years, but Fiscal Year 2018 saw a significant increase in the number of tobacco and e-cigarette cases filed.

## CRIMINAL

- The number of misdemeanors has fallen to its lowest rate since 1993, while the number of felonies has reached a near all-time high. The increase in felonies is driven primarily by an increase in drug possession cases.
- Traffic and parking filings continued to decline rapidly and are now at their lowest number since at least 1980.
- Following the trends in the trial courts and courts of appeals, the number of cases filed in the Court of Criminal Appeals continues to decline.

We invite you to explore the data in this statistical report to learn more about the work of the Texas Judiciary.



David Slayton  
Administrative Director  
Office of Court Administration



OUR MISSION

TO PROVIDE RESOURCES AND INFORMATION  
FOR THE EFFICIENT ADMINISTRATION OF THE  
JUDICIAL BRANCH OF TEXAS.

# Table of Contents

Texas Court Structure ..... iii  
Judicial Administration ..... v  
Funding of the Texas Judicial Branch ..... vi

**Statewide Trends**.....1  
Civil Cases ..... 2  
Family Cases ..... 9  
Criminal Cases ..... 14  
Fine Only Criminal Cases ..... 22  
Juvenile Cases..... 24  
Probate and Guardianship Cases..... 32  
Applications for Involuntary Mental Health Services..... 36  
Assigned Judges..... 37  
Administrative Judicial Regions..... 38

**Court-Level Trends**.....1  
Supreme Court ..... 2  
Court of Criminal Appeals..... 7  
Courts of Appeals ..... 14  
District Courts ..... 18  
Statutory County Courts..... 26  
Constitutional County Courts ..... 34  
Justice Courts ..... 41  
Municipal Courts ..... 48  
Profile of Appellate and Trial Court Judges..... 54

**Detail**.....1  
Supreme Court .....2  
ACTIVITY .....2  
DISPOSITION OF PETITIONS FOR REVIEW BY THE SUPREME COURT .....3  
Court of Criminal Appeals .....4  
ACTIVITY .....4  
DISPOSITION OF CASES BY THE COURT OF CRIMINAL APPEALS .....5  
Courts of Appeals .....6  
10-YEAR ACTIVITY .....6  
INDIVIDUAL COURT ACTIVITY.....7  
District Courts.....8  
CRIMINAL CASE ACTIVITY .....8  
CIVIL CASE ACTIVITY.....10  
FAMILY CASE ACTIVITY.....12  
JUVENILE CASE ACTIVITY .....14  
Statutory County Courts..... 16  
FELONY CASE ACTIVITY .....16  
MISDEMEANOR CASE ACTIVITY .....18  
CIVIL CASE ACTIVITY.....20  
FAMILY CASE ACTIVITY.....22  
JUVENILE CASE ACTIVITY .....24  
PROBATE AND GUARDIANSHIP CASE ACTIVITY .....26

## Table of Contents

MENTAL HEALTH CASE ACTIVITY .....	26
Constitutional County Courts .....	28
CRIMINAL CASE ACTIVITY .....	28
CIVIL CASE ACTIVITY.....	30
JUVENILE CASE ACTIVITY .....	32
PROBATE AND GUARDIANSHIP CASE ACTIVITY .....	34
MENTAL HEALTH CASE ACTIVITY .....	34
District and Statutory County Courts .....	36
CIVIL CASE ACTIVITY.....	36
FAMILY CASE ACTIVITY.....	38
FELONY CASE ACTIVITY .....	40
District and County-Level Courts.....	42
JUVENILE CASE ACTIVITY .....	42
County-Level Courts .....	44
MISDEMEANOR CASE ACTIVITY .....	44
PROBATE AND GUARDIANSHIP CASE ACTIVITY .....	46
MENTAL HEALTH CASE ACTIVITY .....	46
Justice and Municipal Courts.....	48
CRIMINAL CASE ACTIVITY .....	48
JUVENILE/MINOR ACTIVITY .....	49
ADDITIONAL ACTIVITY .....	50
Justice Courts .....	51
CRIMINAL CASE ACTIVITY .....	51
CIVIL CASE ACTIVITY.....	52
JUVENILE/MINOR ACTIVITY .....	52
ADDITIONAL ACTIVITY .....	53
Municipal Courts .....	54
CRIMINAL CASE ACTIVITY .....	54
CIVIL/ADMINISTRATIVE CASE ACTIVITY .....	55
JUVENILE/MINOR ACTIVITY .....	55
ADDITIONAL ACTIVITY .....	56
Assigned Judges in the Trial Courts .....	57

<b>Appendix</b> .....	I
Case Status and Clearance Rate Definitions .....	II
Case Type Categories .....	III
District Courts.....	III
Statutory County Courts .....	V
Constitutional County Courts.....	VI
Justice Courts .....	VII
Municipal Courts .....	VIII

## Texas Court Structure

The structure of the court system of Texas was established by an 1891 amendment to the Texas Constitution of 1876. The amendment established the Supreme Court as the highest state appellate court for civil matters, and the Court of Criminal Appeals as the highest state appellate court in criminal matters. The amendment also established courts of appeals that exercise intermediate appellate jurisdiction in civil and criminal cases.<sup>1</sup>

District courts are the state's trial courts of general jurisdiction. The geographical area served by each district court is established by the specific statute creating the court.


In addition to these state courts, the Texas Constitution provides for a county court in each county, presided over by the county judge. The county judge also serves as head of the county commissioners court, the governing body of the county. To aid the constitutional county court with its judicial functions, the Legislature has established statutory county courts, generally designated as county courts at law or statutory probate courts, in the more populous counties.

The Texas Constitution also authorizes not less than one nor more than 16 justices of the peace in each county. The justice courts generally have exclusive jurisdiction of civil matters when the amount in controversy does not exceed \$200 and concurrent jurisdiction with the county courts when the amount in controversy exceeds \$200 but does not exceed \$10,000. These courts also have jurisdiction in misdemeanor cases where punishment upon conviction may be by fine only.

By statute, the Legislature has created municipal courts in each incorporated city in the state. These courts have original jurisdiction over violations of municipal ordinances and concurrent jurisdiction with the justice courts over misdemeanor state law violations, limited to the geographical confines of the municipality. Municipal courts also have civil jurisdiction limited to a few specific types of cases.

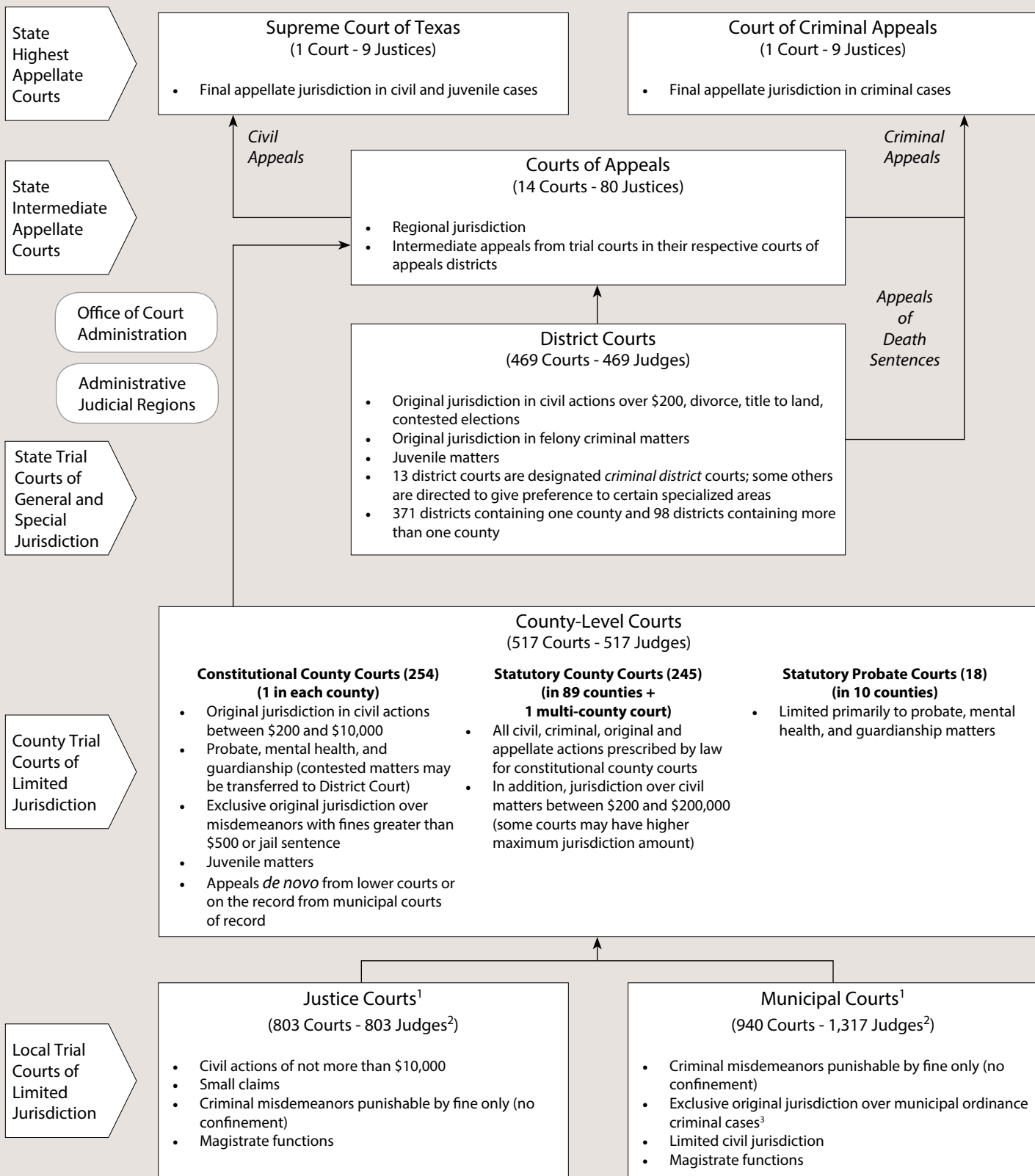
Trials in the justice courts and most municipal courts are not of record, and appeals therefrom are by new trial ("trial *de novo*") to the county court, except in certain counties, where the appeal is to a county court at law or to a district court. When an appeal is by trial *de novo*, the case is tried again in the higher court, just as if the original trial had not occurred.

Jurisdiction of the various levels of courts is established by constitutional provision and by statute. Statutory jurisdiction is established by general statutes providing jurisdiction for all courts on a particular level, as well as by the statutes establishing individual courts. Thus, to determine the jurisdiction of a particular court, one must examine the Constitution; the general statutes establishing jurisdiction for that level of court; the specific statute authorizing the establishment of the particular court in question; the statutes creating other courts in the same county (whose jurisdictional provisions may affect the court in question); and the statutes dealing with specific subject matter (such as the Family Code, which requires, for example, that judges who are lawyers hear appeals from cases heard by non-lawyer judges in juvenile cases).



<sup>1</sup> The courts of appeals were given appellate criminal jurisdiction in 1981.

**Court Structure of Texas**  
September 1, 2018



1. All justice courts and most municipal courts are not courts of record. Appeals from these courts are by trial *de novo* in the county-level courts, and in some instances in the district courts.
2. Some municipal courts are courts of record—appeals from the courts are taken on the record to the county-level courts. As of March 2018, 174 courts indicated that they were a court of record; a list is posted at <http://www.txcourts.gov/about-texas-courts.aspx>.
3. An offense that arises under a municipal ordinance is punishable by a fine not to exceed: (1) \$2,000 for ordinances that govern fire safety, zoning, and public health, (2) \$4,000 for dumping of refuse, or (3) \$500 for all others.

## Judicial Administration

The Texas Supreme Court has constitutional responsibility for the efficient administration of the judicial system and possesses the authority to make rules of administration applicable to the courts.<sup>1</sup> Under the direction of the Chief Justice, the Office of Court Administration aids the Supreme Court in carrying out its administrative duties by providing administrative support and technical assistance to all courts in the state.

The Supreme Court and the Texas Legislature also receive recommendations on long-range planning and improvements in the administration of justice from the Texas Judicial Council, a 22-member policy-making body composed of two appointees from each level of court, as well as appointees from the Governor and legislative branches of government. The Chief Justice of the Supreme Court, Presiding Judge of the Court of Criminal Appeals, chief justices of each of the courts of appeals, and judges of each of the trial courts are generally responsible for the administration of their respective courts.

For the district and statutory county courts there is also a local administrative district judge in each county, as well as a local administrative statutory county court judge in each county that has a statutory county court. In counties with two or more district courts, a local administrative district judge is elected by the district judges in the county for a term not to exceed two years.<sup>2</sup> Similarly, in counties with two or more statutory county courts, a local administrative statutory county court judge is elected by the statutory county court judges for a term not to exceed two years. The local administrative judge is charged with implementing the local rules of administration, supervising the expeditious movement of court caseloads, and other administrative duties.<sup>3</sup>

To aid in the administration of justice in the trial courts, the state is divided into eleven administrative judicial regions. With the advice and consent of the Senate, the Governor appoints one of the active or retired district judges, or a retired appellate court judge who has district court experience residing in each region, as the presiding judge. The statutory probate court judges also select a presiding judge, who must be an active statutory probate court judge.

The Chief Justice of the Supreme Court may convene periodic conferences of the chief justices of the courts of appeals, as well as periodic conferences of the eleven presiding judges to ensure the efficient administration of justice in the courts of the state.

By statute, the Supreme Court has administrative control over judicial branch agencies and issues Administrative Orders to include orders for appointments to judicial boards, commissions, and task forces.

---

1 Article V, Section 31 of the Texas Constitution.

2 In accordance with Section 74.091 or Section 74.0911, Texas Government Code.

3 The administrative responsibilities of the local administrative judge are detailed in Section 74.092, Texas Government Code.



## Funding of the Texas Judicial Branch

The State provides funding for salaries and operating costs of the Supreme Court, Court of Criminal Appeals and intermediate appellate courts. The State funds a base salary for district judges and salary supplements for certain constitutional and statutory county court judges, as well as salaries, salary supplements, expenses of retirement, and other payroll-related benefits for certain prosecutors. The State also pays for or supplements some other expenses of the judicial branch, including juror pay, basic civil legal services, criminal indigent defense, judicial technology, and special prosecution units.

Most counties supplement the base salary of judges of the intermediate appellate courts and district courts. Counties pay the operating costs of district courts, as well as the salary of judges, salaries of other staff, and operating costs for constitutional county courts, county courts at law, and justice courts.


Cities finance all costs related to the operation of municipal courts, including judges' salaries.

In FY 2019, state appropriations for the Texas judicial system accounted for approximately 0.38 percent of all state appropriations. Sixty percent of the financing for the judicial system came from General Revenue sources. Sixteen percent came from dedicated General Revenue funds, such as the Fair Defense Account, the Statewide Electronic Filing System Account and the Judicial and Court Personnel Training Fund, and the remaining amounts came from other special funds, including the Judicial Fund and federal funds.

### State Appropriations FY 2019

**0.38%**

**PERCENTAGE OF TOTAL STATE APPROPRIATIONS TO JUDICIARY**



**ALL OTHER STATE APPROPRIATIONS**  
**\$107,903,992,995**



**THE JUDICIARY**  
**\$409,736,656**

### State Judicial Branch Funding Sources FY 2019

**\$245,443,419** **60%**

GENERAL REVENUE

**\$96,946,041** **24%**

SPECIAL FUNDS

**\$66,358,772** **16%**

DEDICATED GENERAL REVENUE

**\$988,424** **0.2%**

FEDERAL FUNDS

### Appropriations for Operating Costs for the State Judicial Branch FY 2019



**PERSONNEL AND EMPLOYEE BENEFITS**

**\$247,036,442**  
**91%**



**OTHER OPERATING COSTS**

**\$24,337,802**  
**9%**

## State Judicial Branch Appropriations, FY 2019

**\$68.1M**

**DISTRICT JUDGES<sup>2</sup>**

**\$47.2M**

**JUDICIAL  
AGENCIES<sup>1</sup>**

**\$41.9M**

**14 COURTS OF  
APPEALS**

**\$37.3M**

**JUDICIAL  
RETIREMENT &  
BENEFITS**

**\$35.0M**

**BASIC CIVIL LEGAL  
SERVICES**

**\$33.1M**

**DISTRICT  
ATTORNEYS**

**\$32.6M**

**INDIGENT  
DEFENSE**

**\$28.9M**

**STATE EMPLOYEE  
RETIREMENT &  
BENEFITS**

**\$27.7M**

**COUNTY  
JUDGE SALARY  
SUPPLEMENT**

**\$13.3M**

**JUDICIAL & COURT  
PERSONNEL  
TRAINING**

**\$10.9M**

**JUROR PAY**

**\$6.5M**

**COURT OF  
CRIMINAL  
APPEALS**

**\$6.4M**

**SUPREME COURT**

**\$6.0M**

**COUNTY ATTORNEY  
SUPPLEMENT**

**\$5.7M**

**VISITING JUDGES<sup>3</sup>**

**\$5.2M**

**SPECIAL  
PROSECUTION  
UNIT**

**\$1.7M**

**OTHER SUPREME  
COURT PROGRAMS**

**\$0.03M**

**DEATH PENALTY  
REPRESENTATION**

### Notes:

1. "Judicial Agencies" include the Office of Court Administration, Texas Judicial Council, Office of the State Prosecuting Attorney, Office of Capital and Forensic Writs, State Law Library, and State Commission on Judicial Conduct. Appropriations for Judicial Agencies include approximately \$10.5 million in interagency contracts.
2. "District Judges" includes salaries, travel, and local administrative judge salary supplement.
3. "Visiting Judges" includes salaries and per diem expenses.

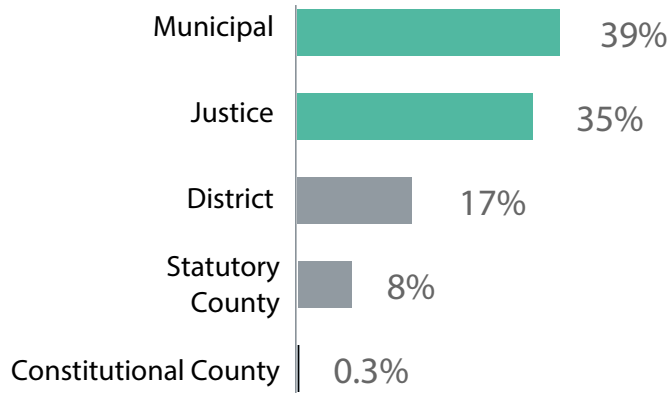
# Statewide Trends

Civil Cases .....	2
Family Cases .....	9
Criminal Cases .....	14
Fine Only Criminal Cases .....	22
Juvenile Cases.....	24
Probate and Guardianship Cases.....	32
Applications for Involuntary Mental Health Services.....	36
Assigned Judges.....	37
Administrative Judicial Regions.....	38

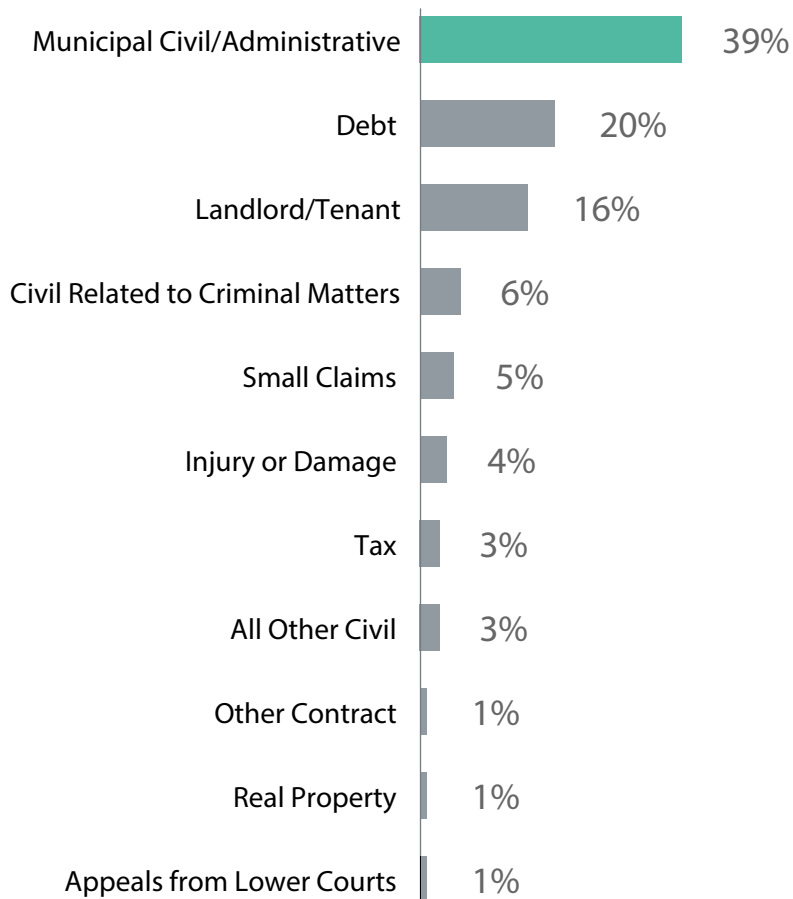
# Statewide Trends

## Civil Cases

In 2018, approximately three-quarters of the more than 1.5 million new civil cases were filed in the municipal courts and justice courts.



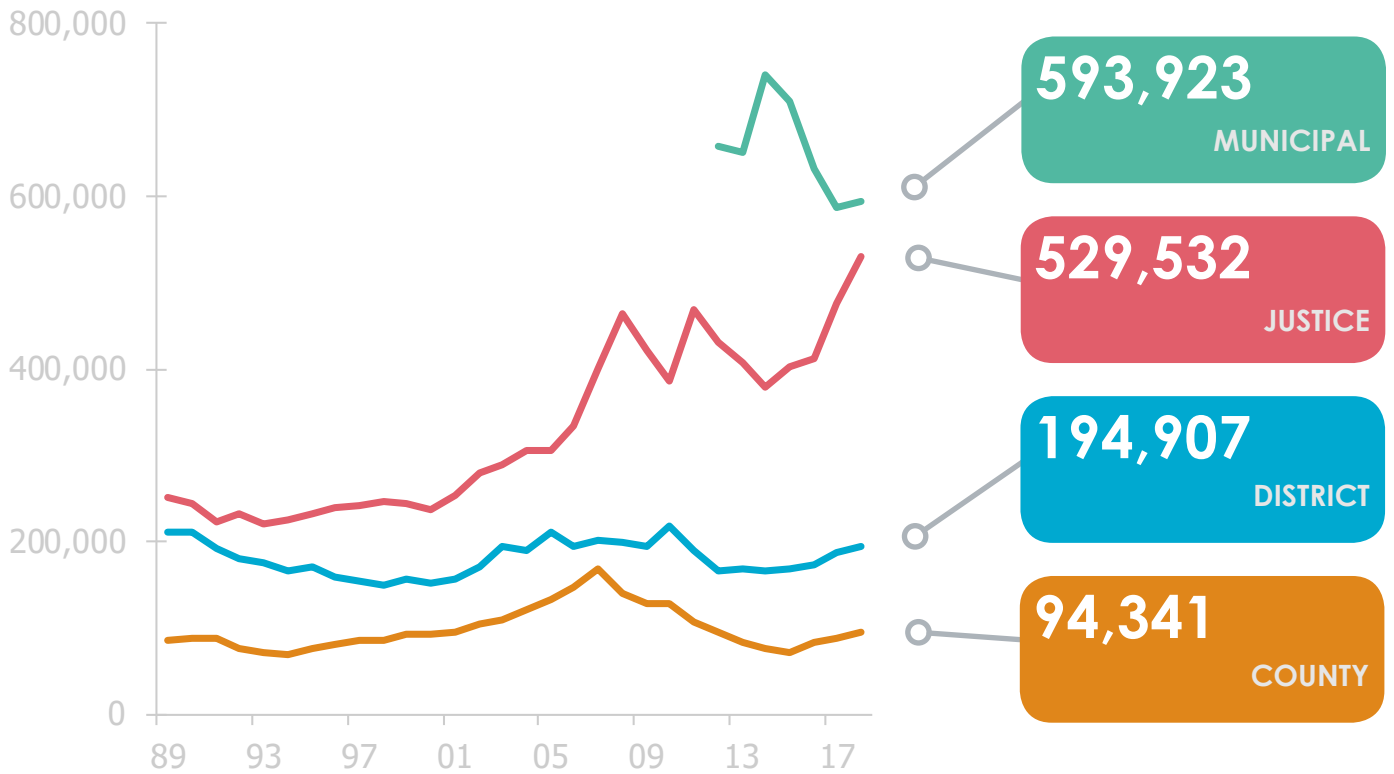
Civil/administrative cases in the municipal courts accounted for almost 40 percent of new civil cases filed statewide in 2018. Debt and landlord/tenant cases were the next largest categories of cases filed.



# Statewide Trends

## Civil Cases

In 2018, the number of new civil cases (excluding civil cases related to criminal matters) filed in the district courts increased by 4 percent from the previous year and by 6 percent in the county courts. New civil case filings rose 11 percent in the justice courts and 1 percent in the municipal courts.



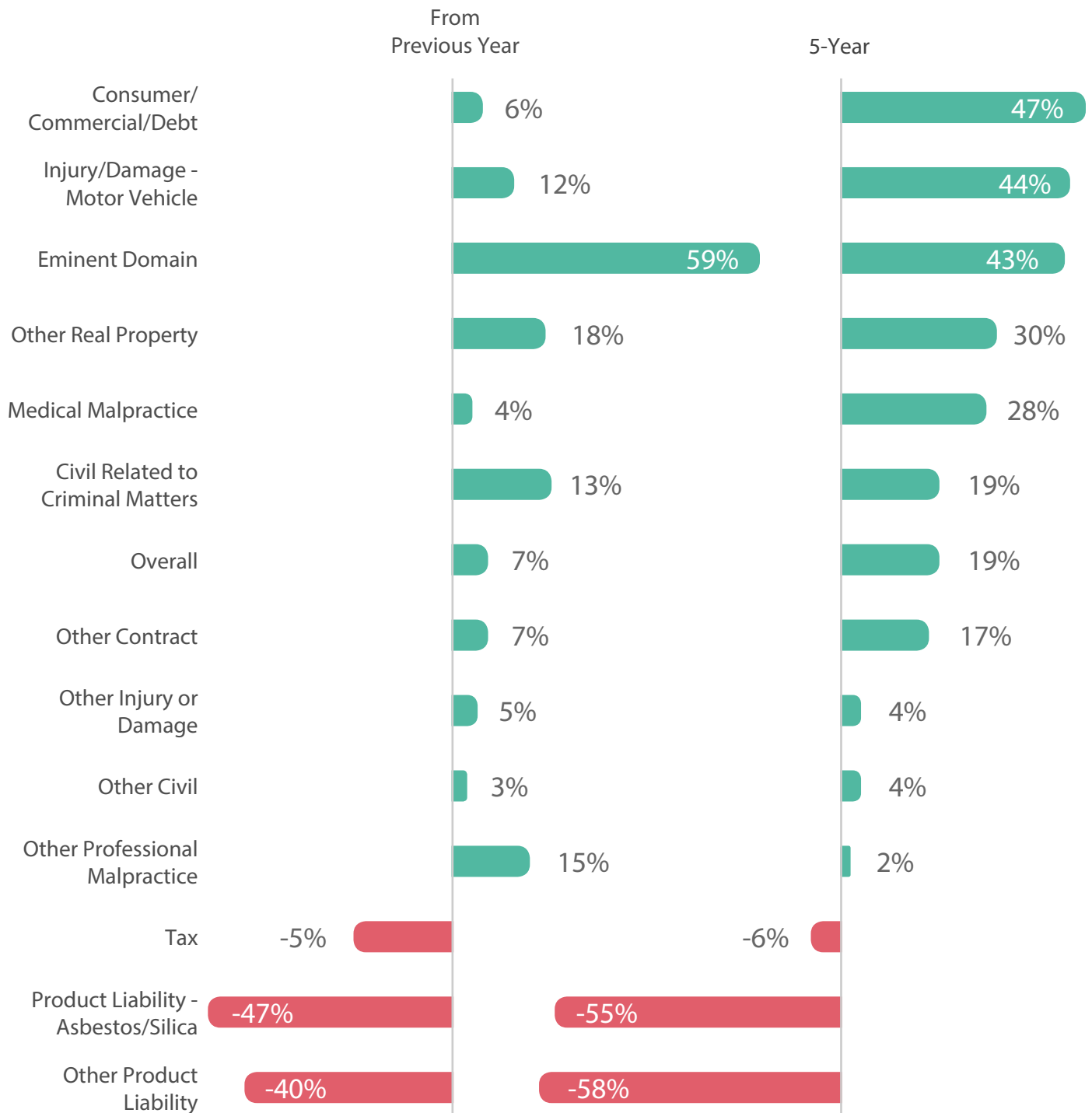
# Statewide Trends

## Civil Cases

### Change in Filings by Case Category

District and County Courts

The number of new cases filed in district and county-level courts increased in most categories. In terms of the volume of cases, the largest increases in district and county courts occurred in **debt** cases, which account for 22 percent of the caseload, and **injury or damage cases involving a motor vehicle**, which account for 13 percent. Although the number of cases was relatively small, **eminent domain** cases increased, and product liability cases decreased, significantly in 2018.

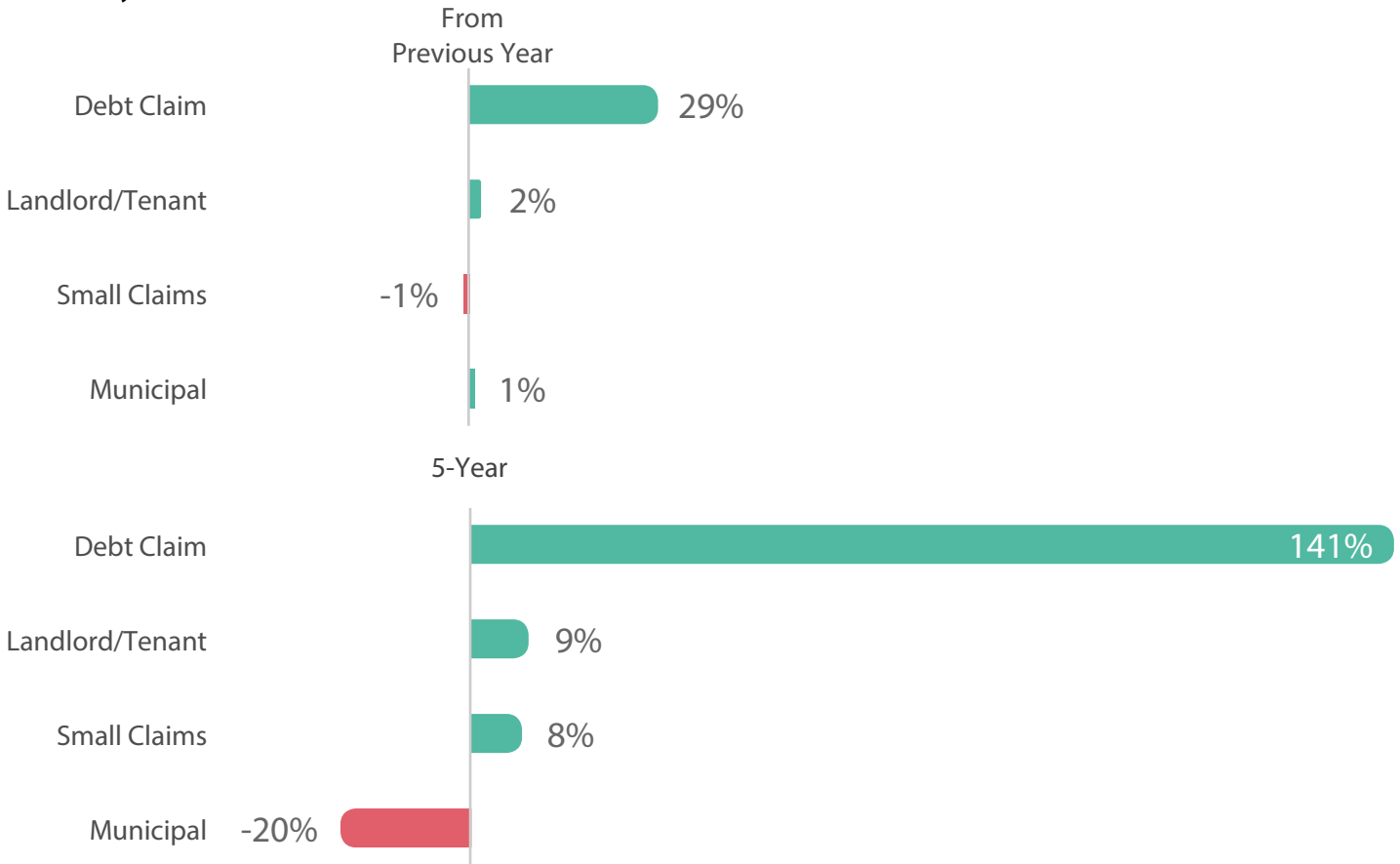


# Statewide Trends

## Civil Cases

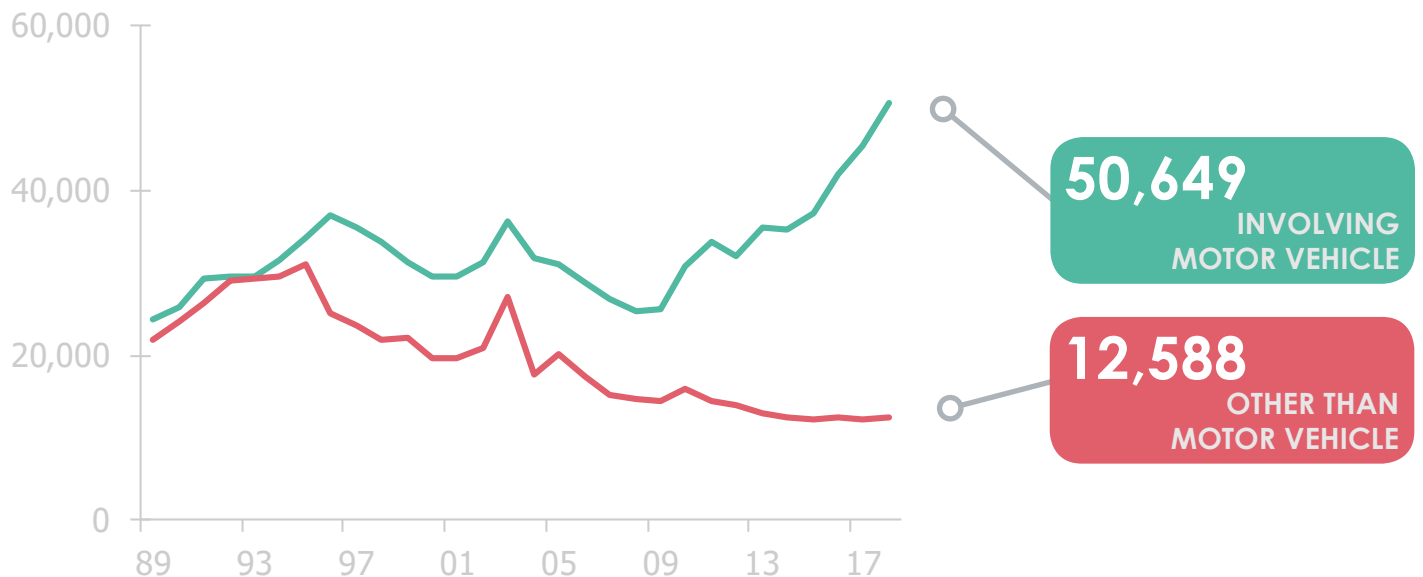
### Justice and Municipal Courts

In the justice courts, debt claim cases rose nearly 30 percent from the previous year and more than doubled over the last 5 years.



### Significant Trends

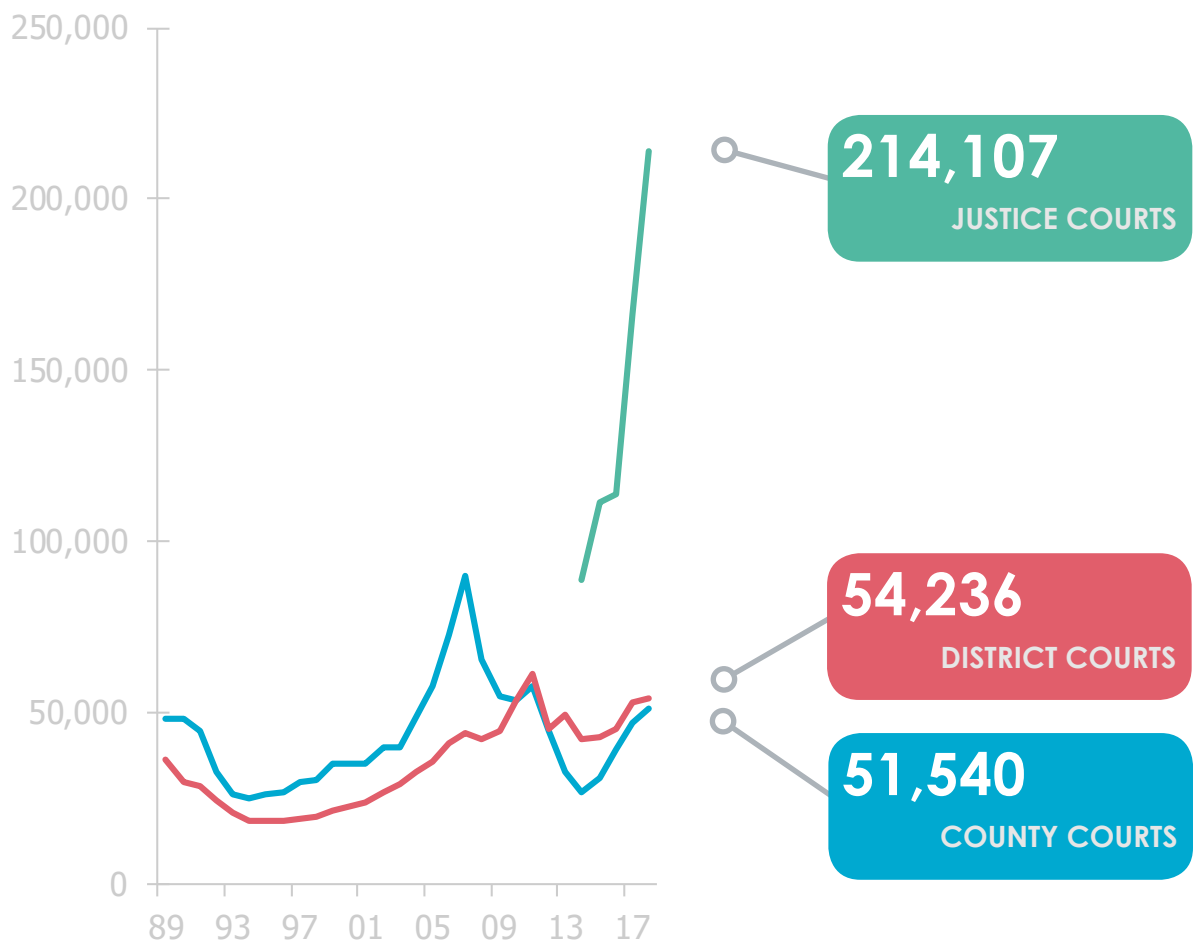
The number of new injury or damage cases filed involving a motor vehicle increased 12 percent from the previous year, reaching another all-time high. After reaching the lowest level last year since 1980, the number of injury or damage cases not involving a motor vehicle increased by 2 percent in 2018.



# Statewide Trends

## Civil Cases

The number of new **debt** cases filed increased over the last 5 years by 27 percent in the district courts, by 90 percent in the county courts, and by 141 percent in the justice courts.

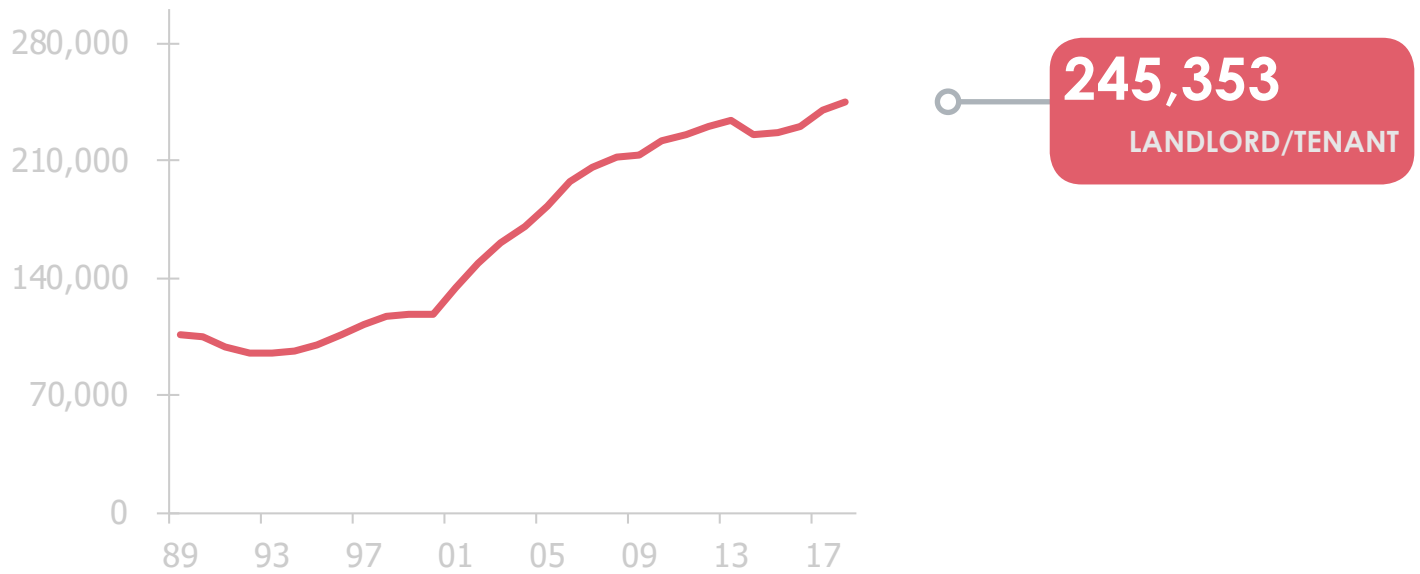




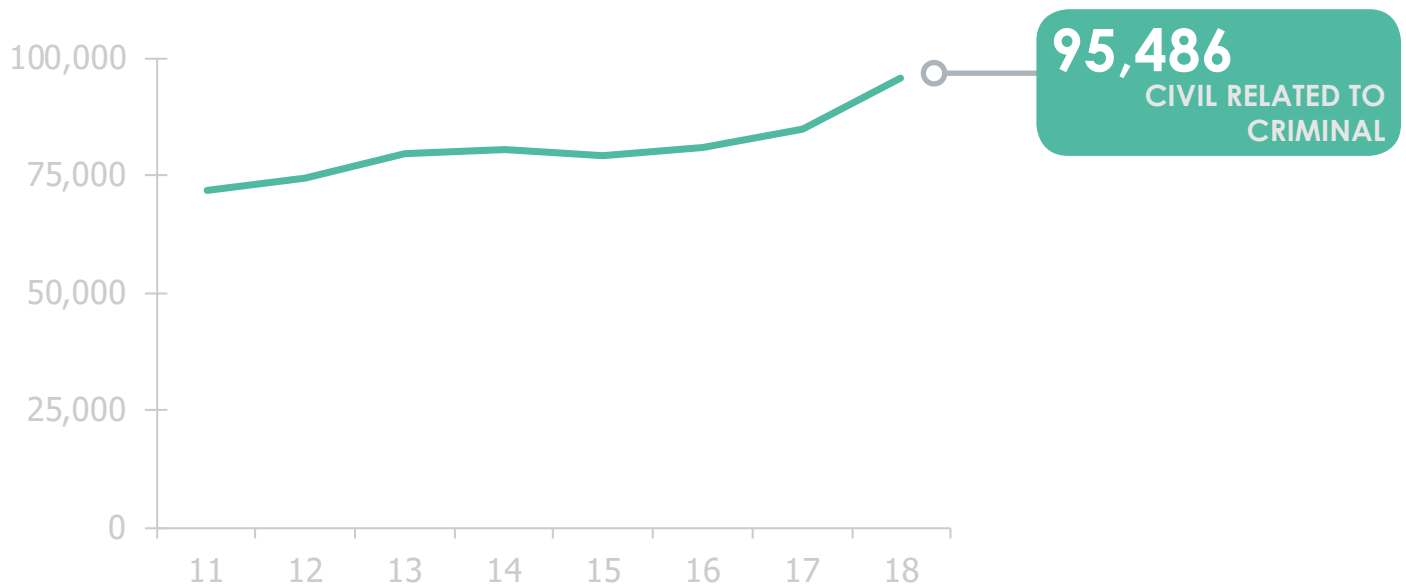
# Statewide Trends

## Civil Cases

The number of new **landlord/tenant cases filed** in justice courts increased by 9 percent over the last 5 years and reached a new all-time high in 2018.



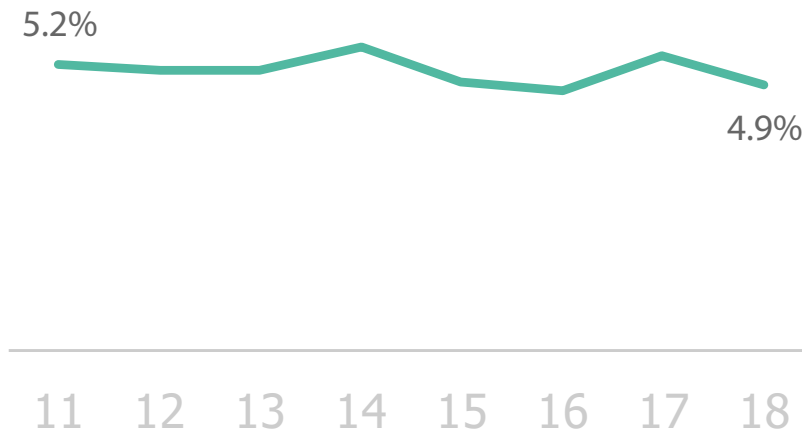
In the district and county courts, the number of new **civil cases related to criminal matters** (i.e., bond forfeiture, occupational license, nondisclosure and other matters) increased 13 percent from the number filed in 2017.



# Statewide Trends

## Civil Cases

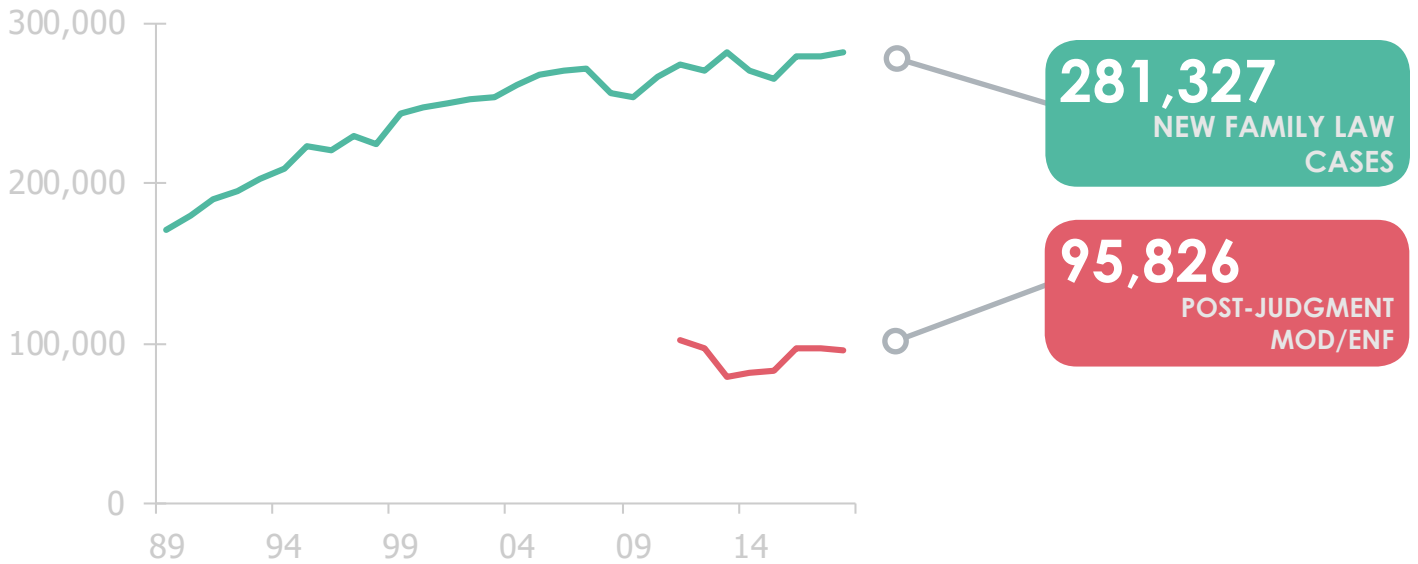
The plaintiff or petitioner was self-represented at the time of filing in 5 percent of civil cases filed in district courts and county courts.



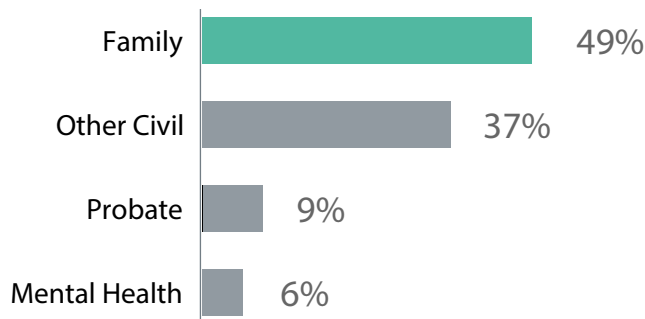
# Statewide Trends

## Family Cases

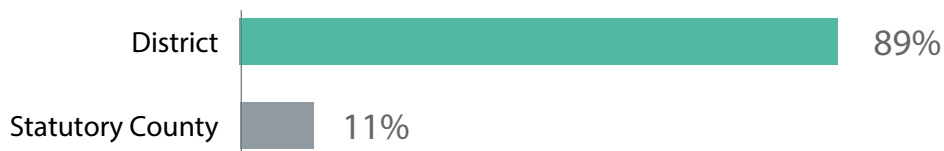
The number of new family cases filed in 2018 was close to the all-time high of 281,541 cases filed in 2013. The number of post-judgment suits for modification or enforcement remained steady over the last 3 years.



In 2018, family cases comprised nearly one-half of the total civil caseload (excluding civil cases related to criminal matters).



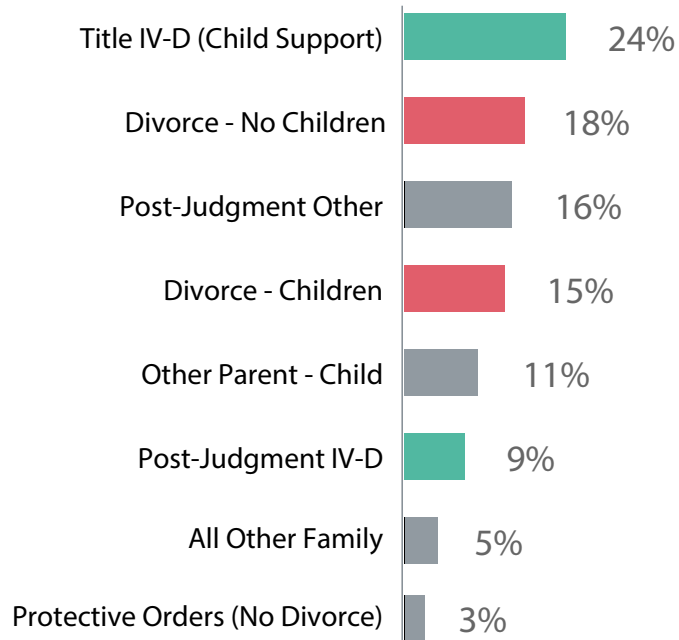
Most family cases were handled in the district courts.



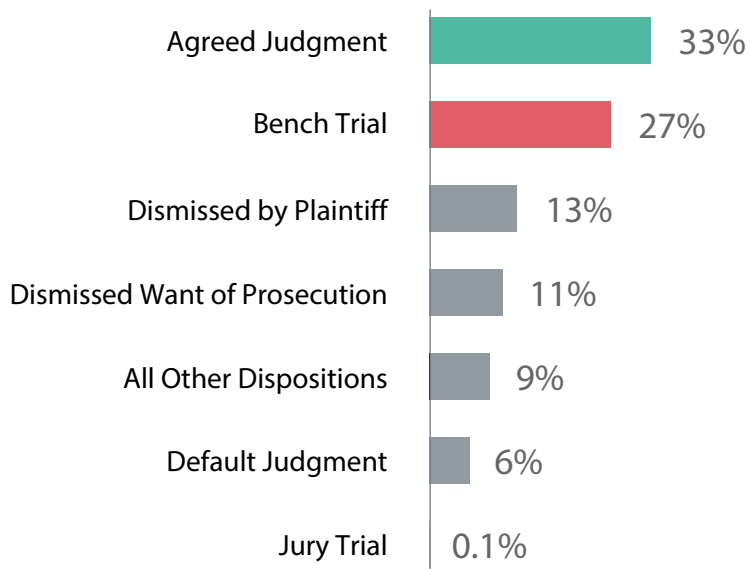
# Statewide Trends

## Family Cases

One-third of the 377,153 new family cases filed involved new or post-judgment Title IV-D (child support) suits, and another third involved divorce.



One-third of family cases were disposed of by agreed judgment in 2018. While 27 percent of cases were disposed of by bench trial, only 0.1 percent of cases were decided by jury trial.

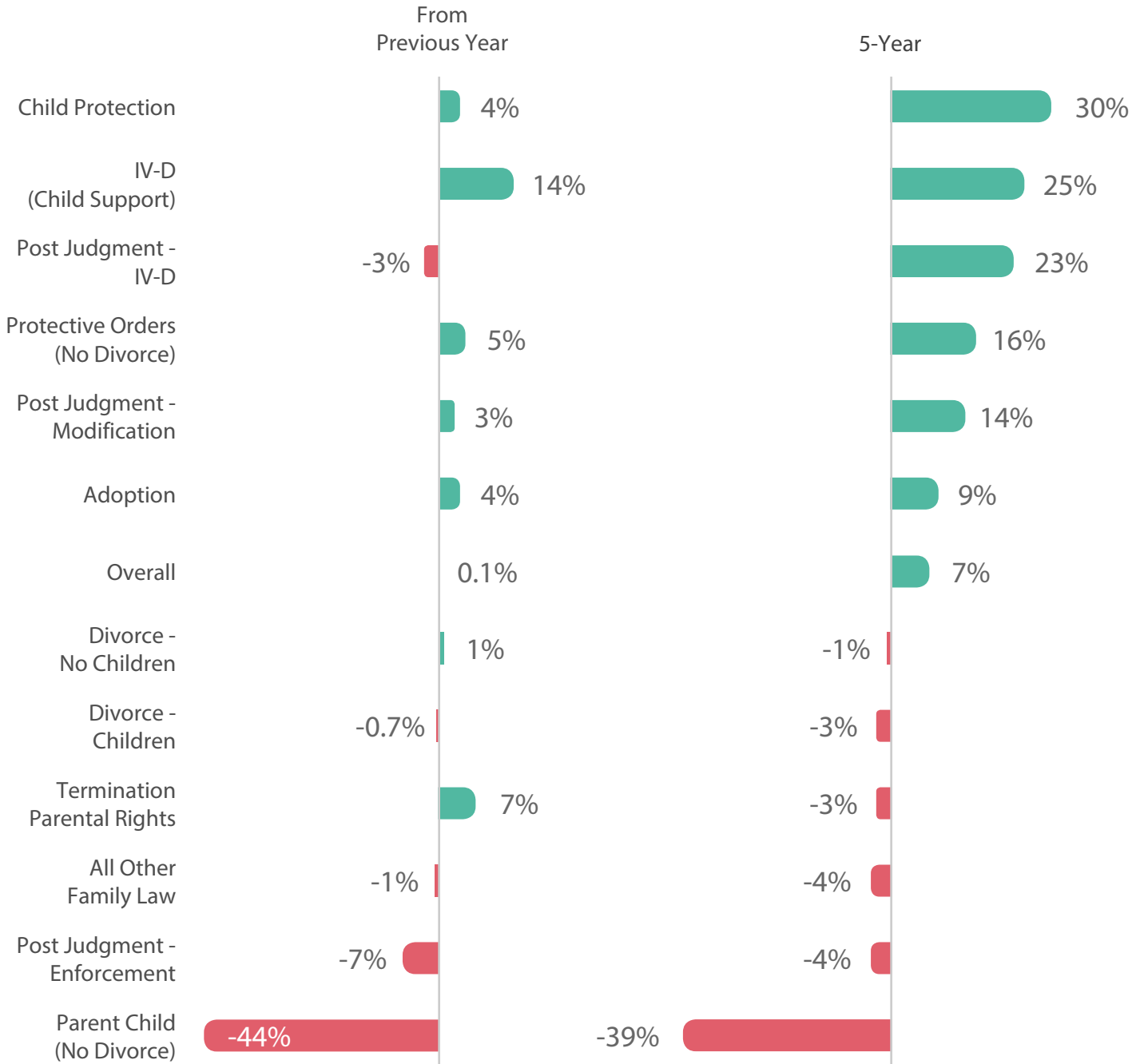


# Statewide Trends

## Family Cases

Filings increased in more than half of the case categories in 2018. The greatest percentage increases over the last five years occurred in **child protection, IV-D (child support), protective order, and post judgment modification (not involving IV-D) cases.**

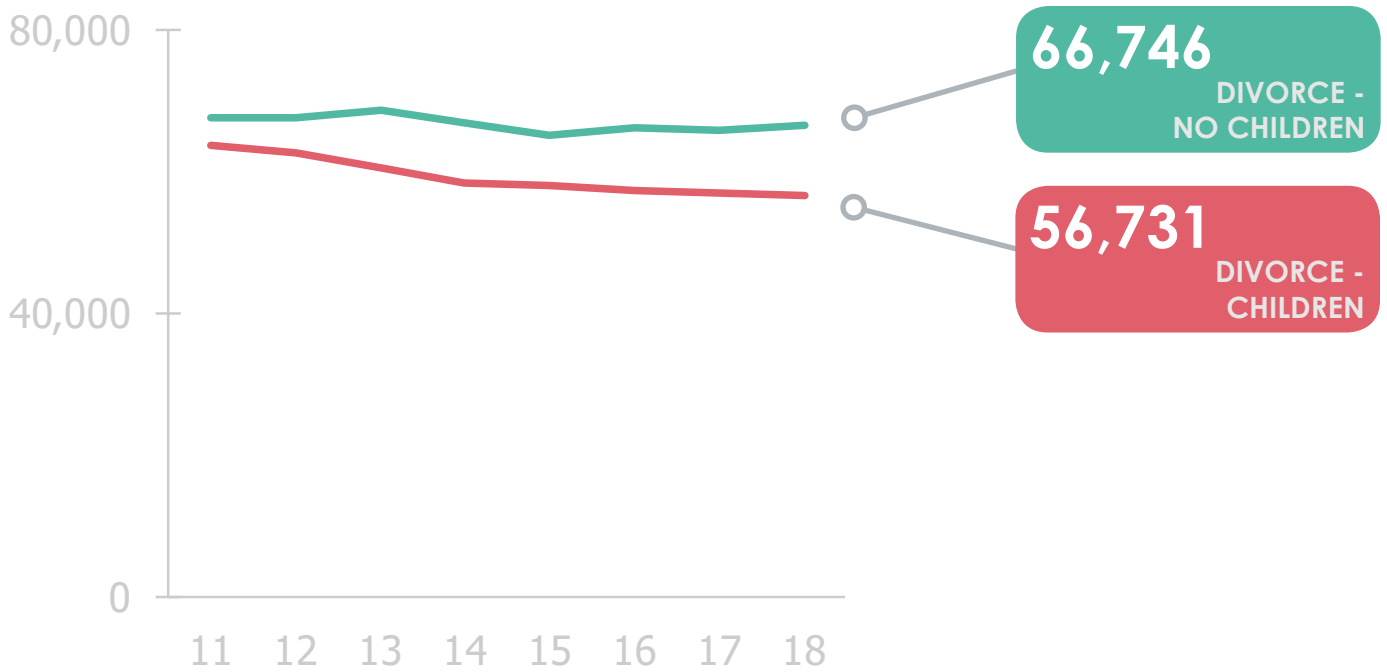
### Change in Filings



# Statewide Trends

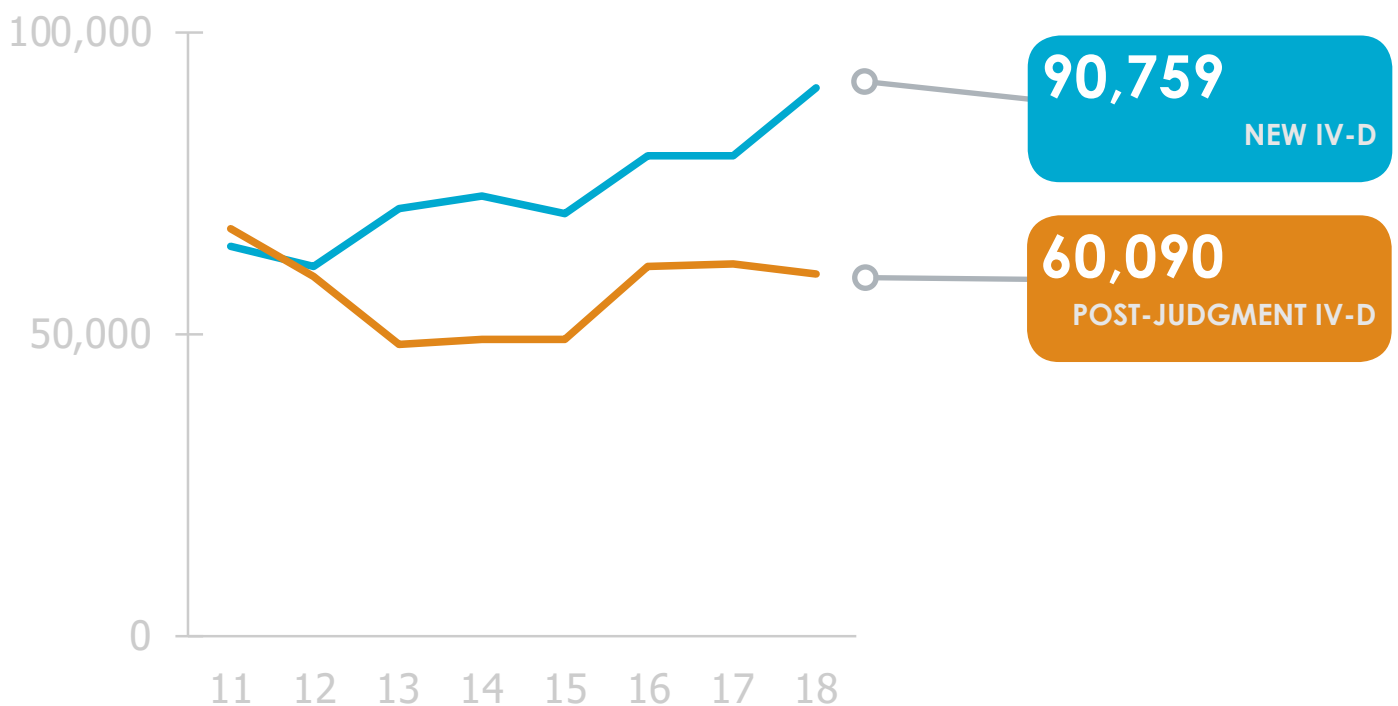
## Family Cases

New suits for divorce not involving children remained steady over the last few years, while divorce cases involving children continuously declined.



## Significant Trends

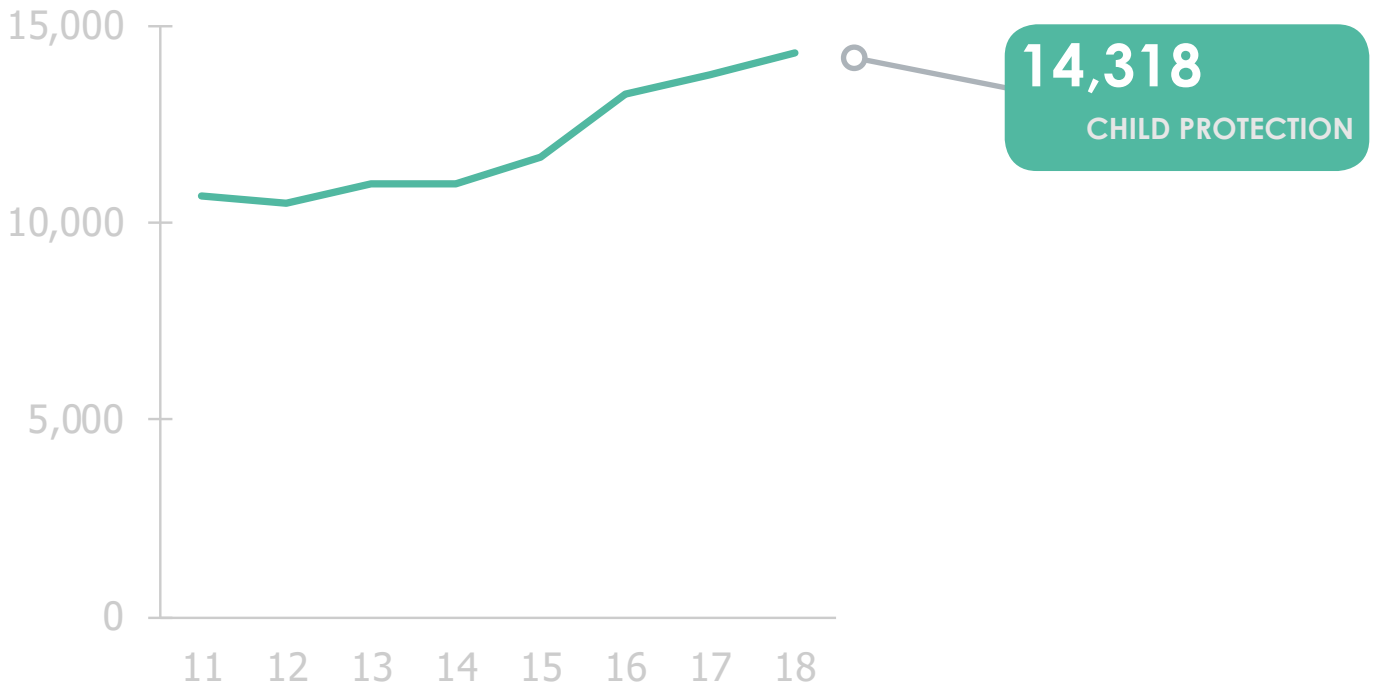
New IV-D cases increased 14 percent from 2017 to 2018 and increased by 25 percent over the last 5 years, while post-judgment IV-D cases remained steady over the last few years.



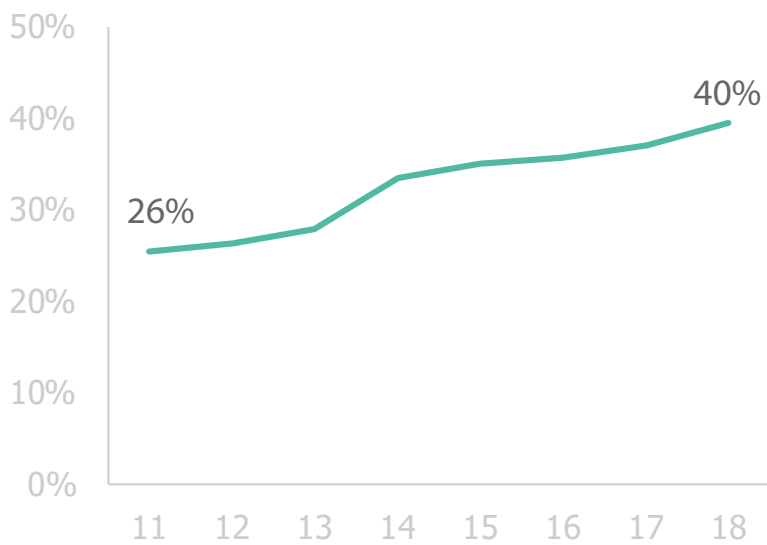
# Statewide Trends

## Family Cases

New child protection cases increased over each of the past 6 years. The number of cases filed in 2018 was 37 percent higher than the number filed in 2012.



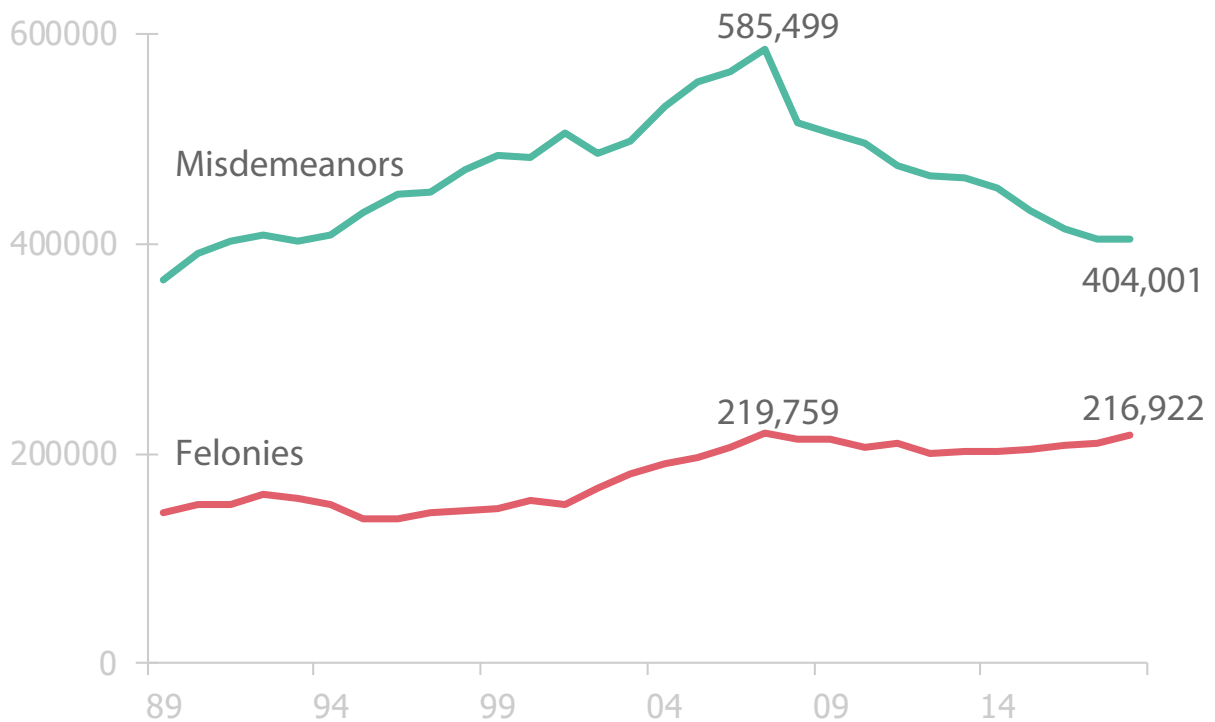
The percentage of plaintiffs/petitioners who were self-represented at the time of filing a case has steadily grown, reaching 40 percent in 2018.



# Statewide Trends

## Criminal Cases

The number of new **misdemeanor** cases filed has fallen 31 percent from a high in 2007 to the lowest filing rate since 1993. The number of new **felony** cases filed increased each year since 2014 and reached a filing rate in 2018 that was second only to the peak in 2007.



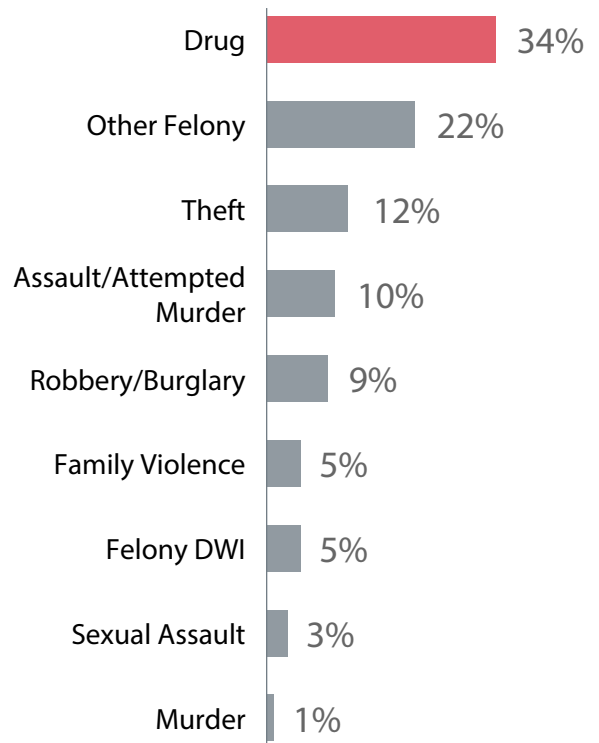
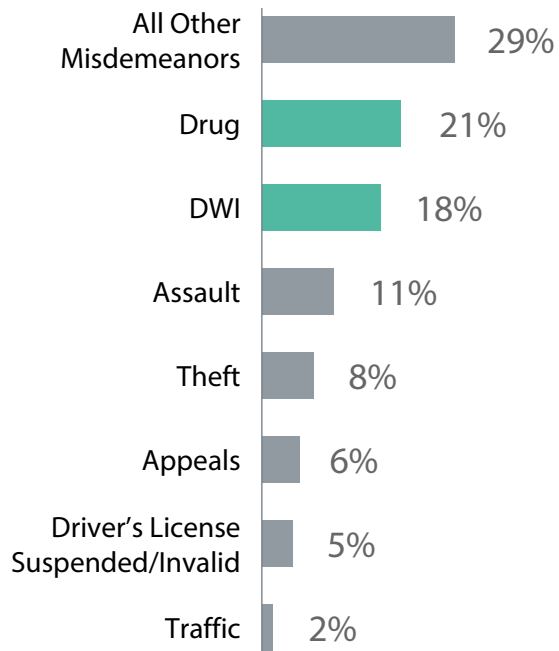


# Statewide Trends

## Criminal Cases

**Drug and alcohol** offenses, accounted for 39 percent of the new misdemeanor cases filed in 2018.

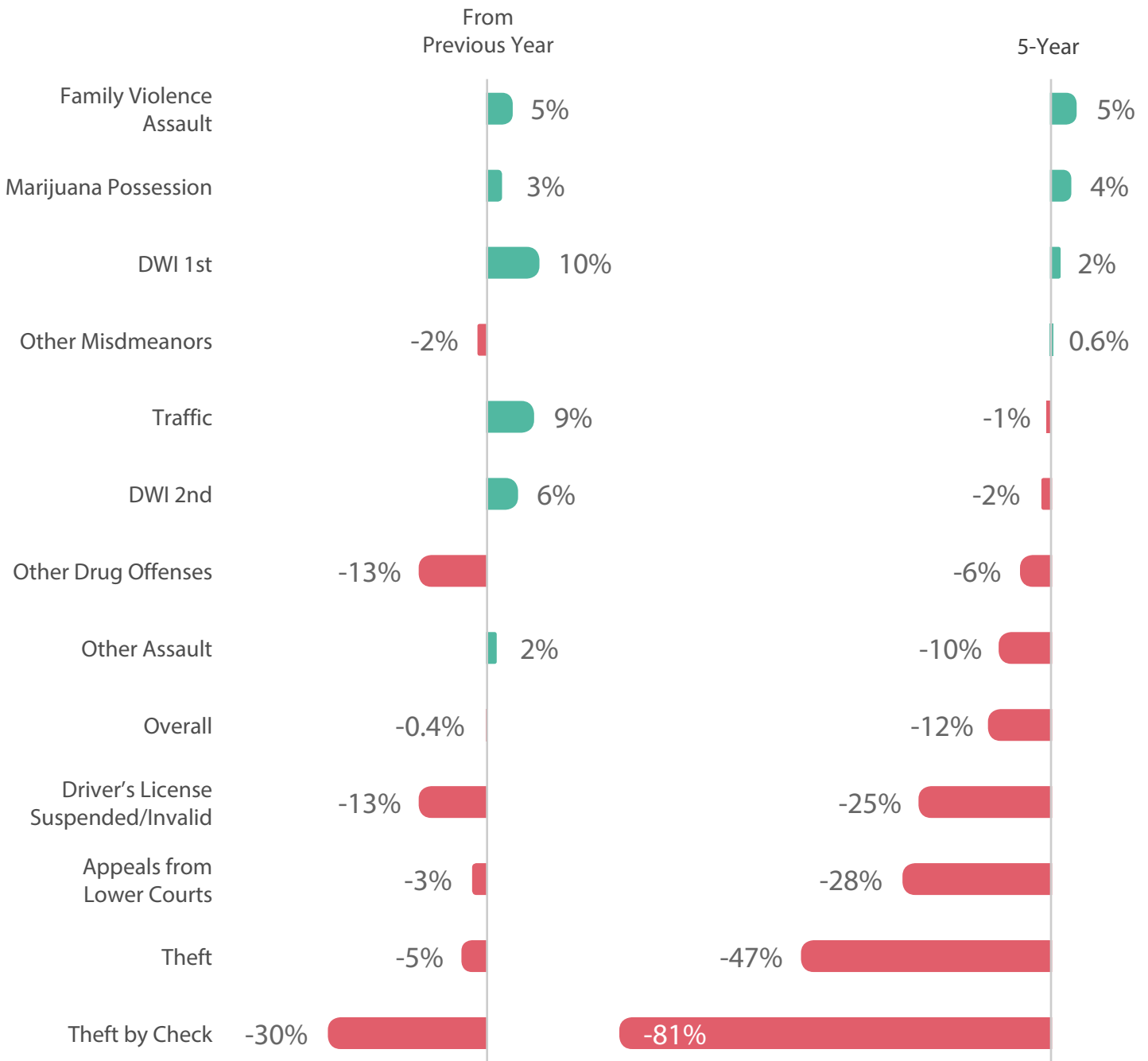
**Drug** offenses accounted for more than one-third of new felony cases filed in 2018.



# Statewide Trends

## Criminal Cases

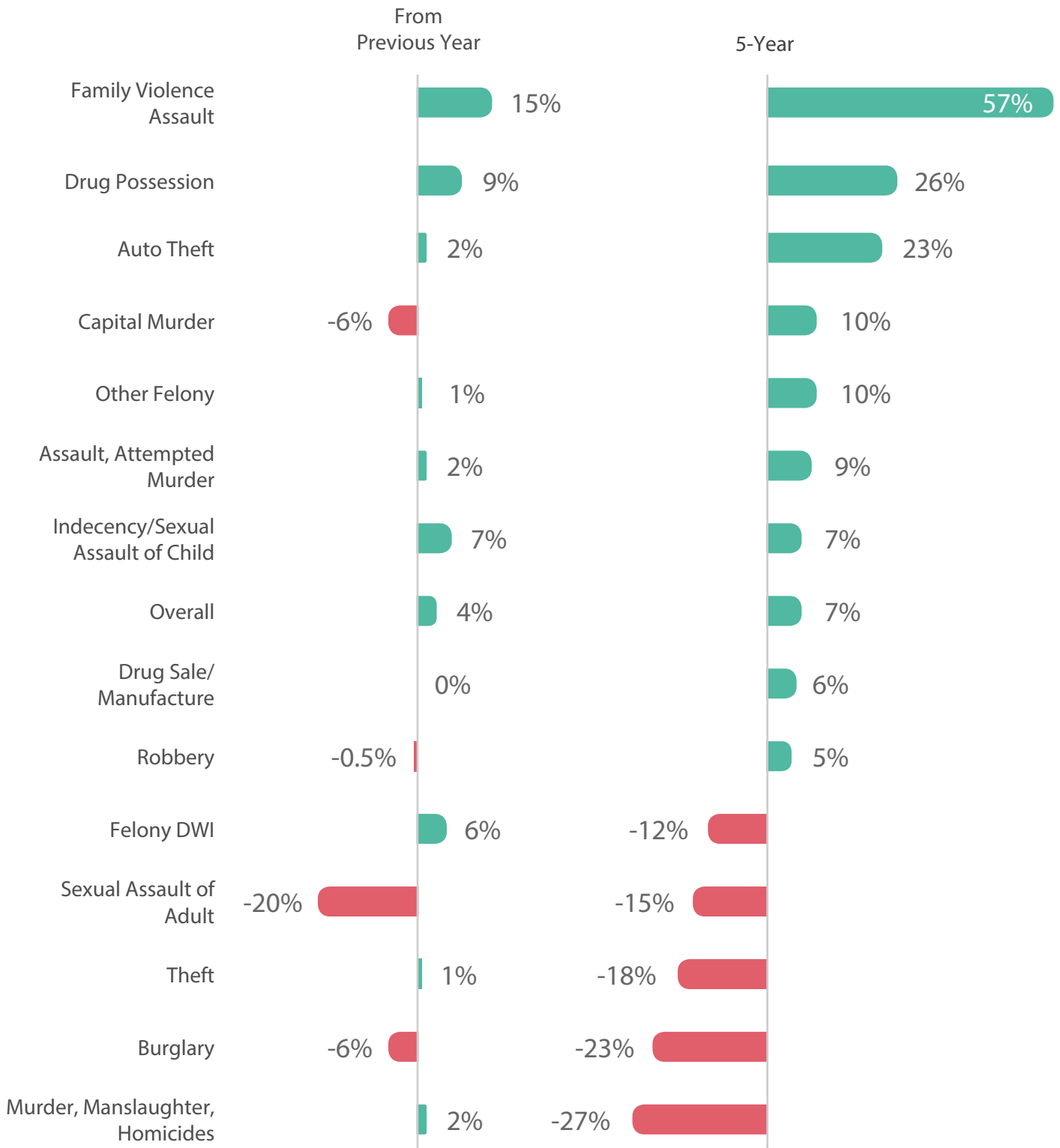
### Change in New Misdemeanor Cases Filed



# Statewide Trends

## Criminal Cases

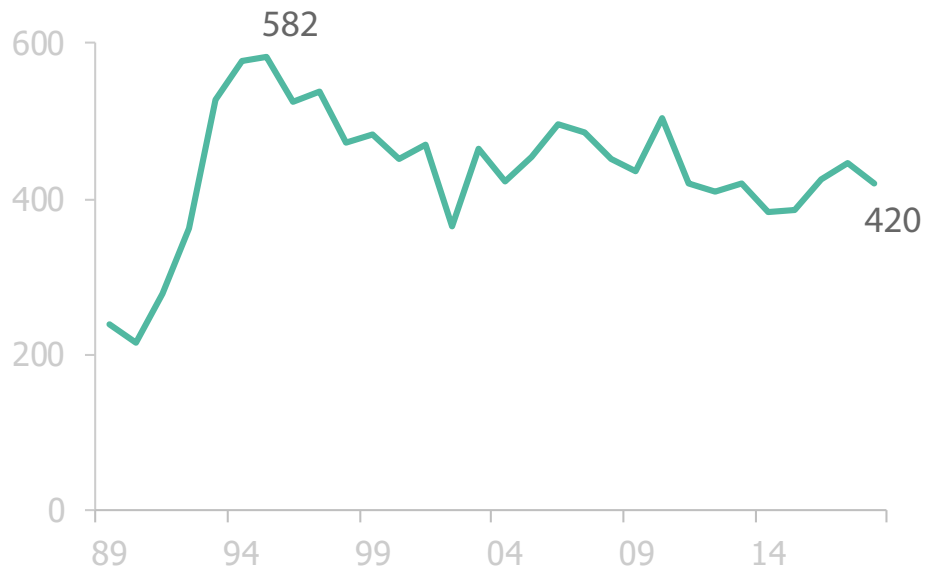
### Change in New Felony Cases Filed



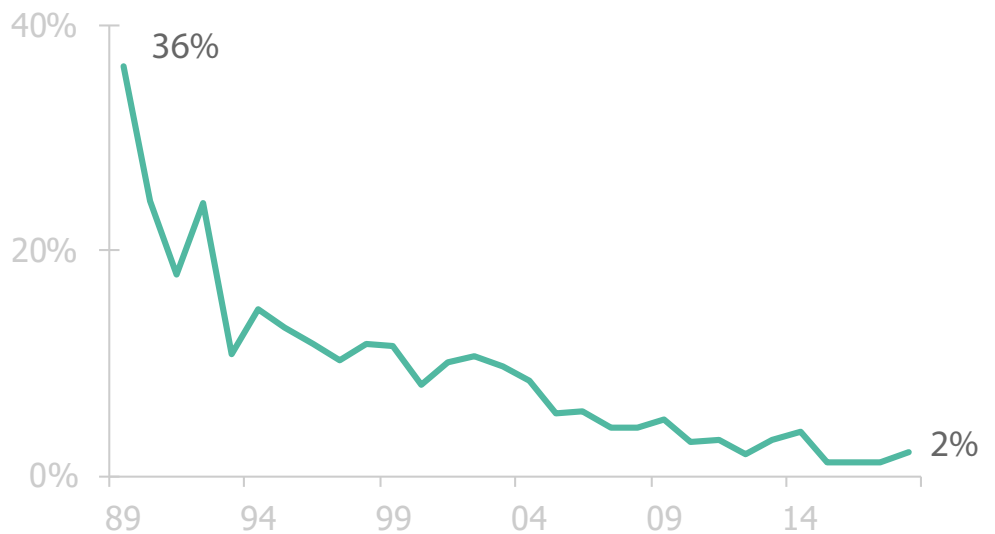
# Statewide Trends

## Criminal Cases

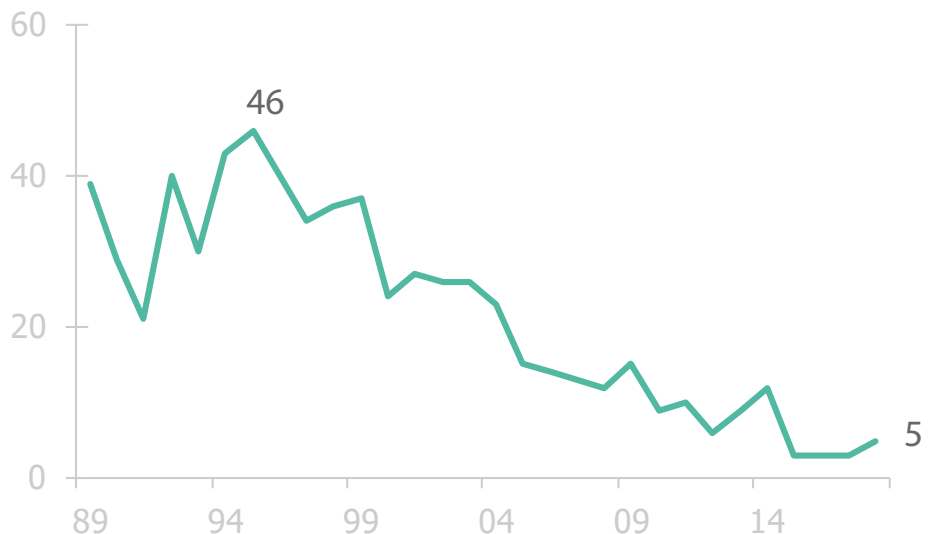
After 3 years of increases, the number of new **capital murder** cases filed in 2018 was 6 percent lower than the number filed during the previous year.



The percentage of **capital murder convictions resulting in the death penalty** increased slightly in 2018 but remained historically low.



After declining from a high of 46 in 1995 to an all-time low of 3 from 2015 to 2017, the number of **death sentences** increased to 5 in 2018.

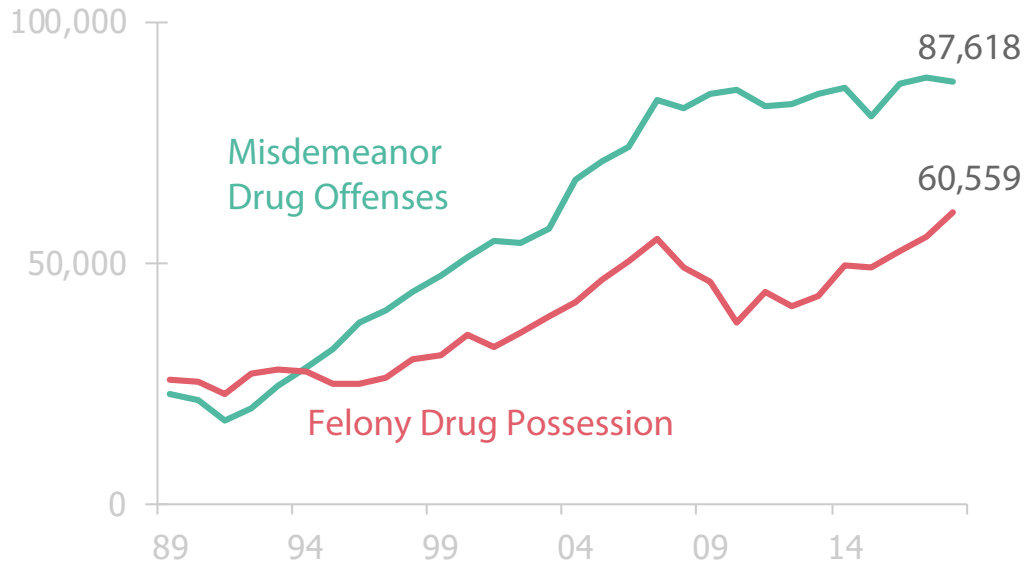


# Statewide Trends

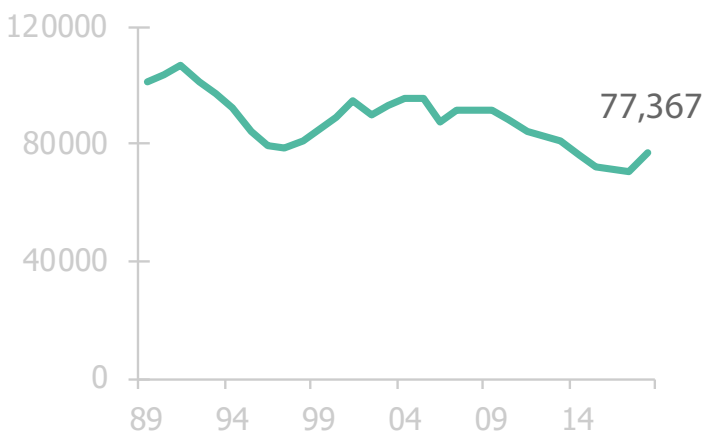
## Criminal Cases

### Significant Trends

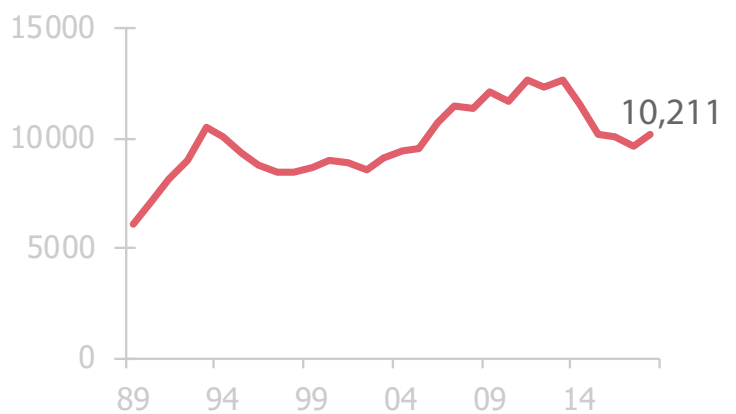
The number of new **felony drug possession** cases filed increased 8 percent from the previous year to a new peak. After hitting a peak in 2017, the number of new **misdemeanor drug** cases filed decreased by 1 percent in 2018.



After 9 years of decline, the number of new **misdemeanor DWI** cases filed increased by 8 percent in 2018.



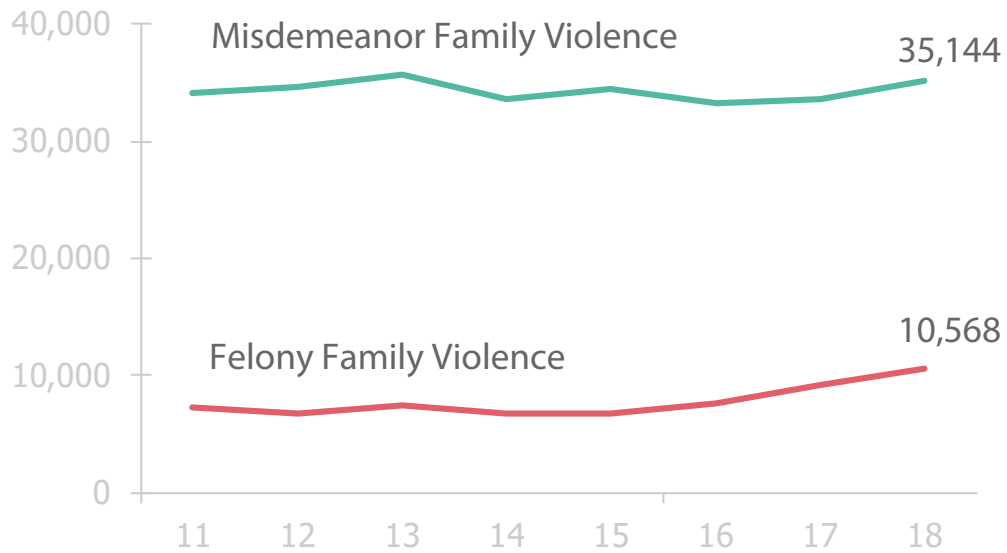
After 4 years of decline, the number of new **felony DWI** cases filed increased by 6 percent in 2018.



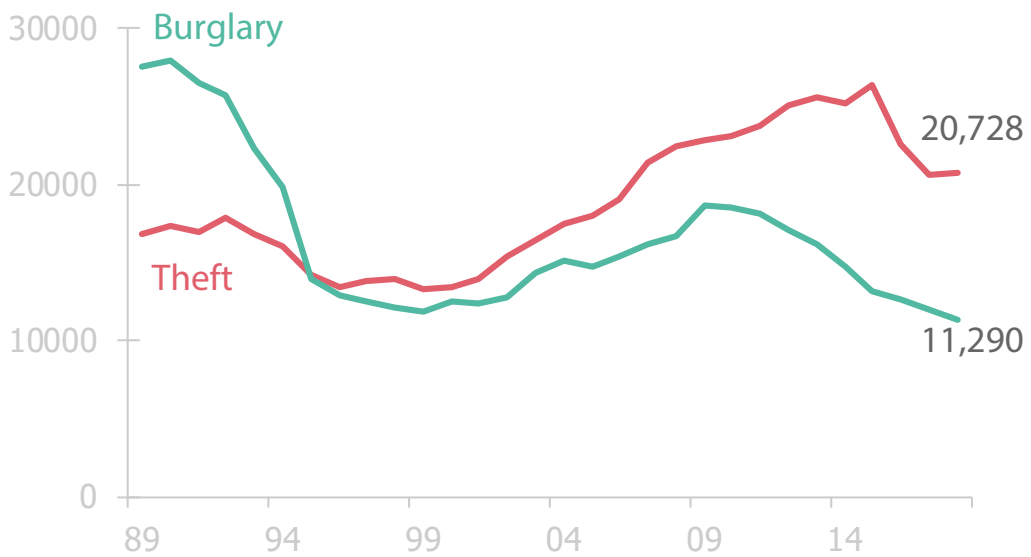
# Statewide Trends

## Criminal Cases

The number of new **felony family violence** cases increased 15 percent, and the number of **misdemeanor family violence** cases filed increased 5 percent, from the previous year.



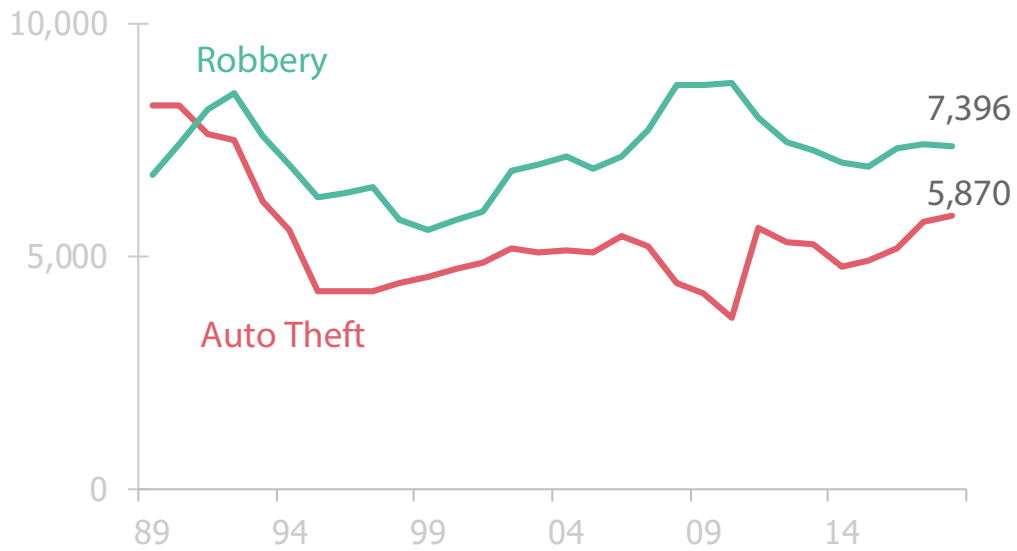
New **burglary** cases declined for the ninth year in a row. After 2 years of rapid decline, the number of new **felony theft** cases filed in 2018 was relatively unchanged from the previous year.



# Statewide Trends

## Criminal Cases

The number of new **auto theft** cases filed in 2018 was the highest since 1993. New **robbery** case filings increased 5 percent over the last 5 years.



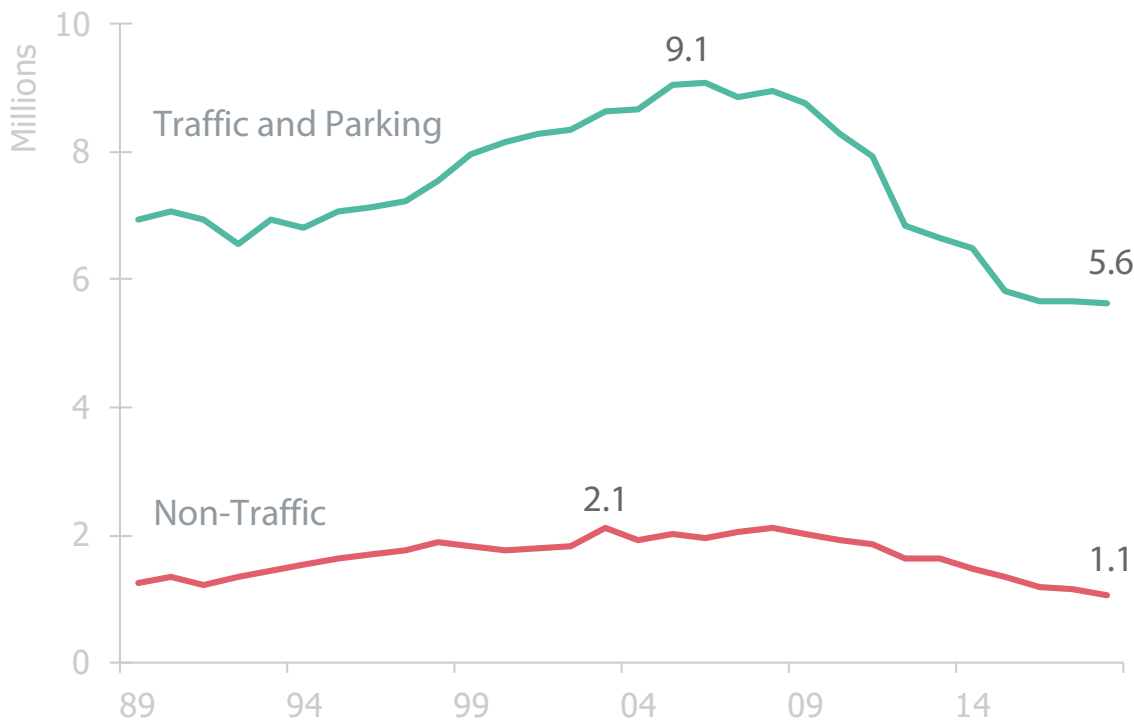
# Statewide Trends

## Fine Only Criminal Cases

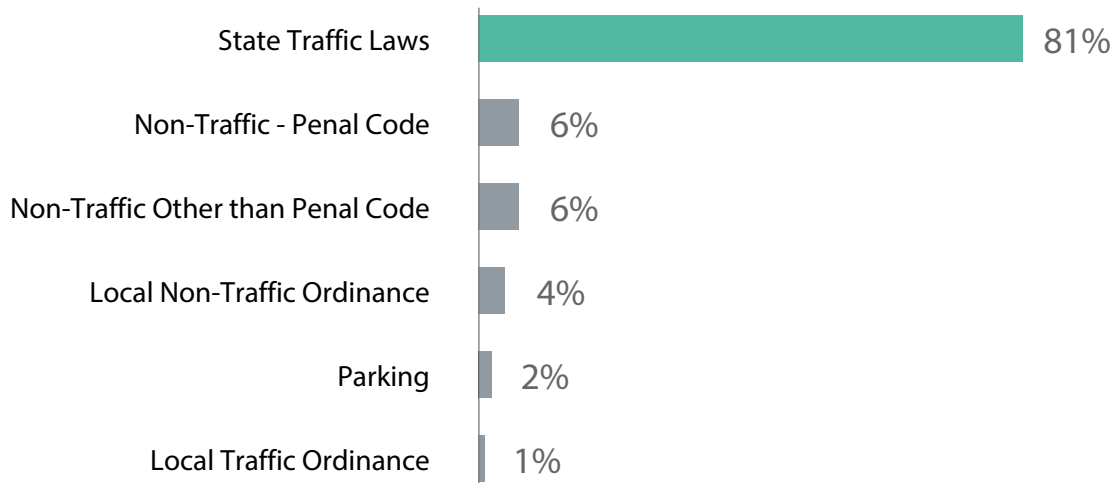
### Fine Only Misdemeanors

Traffic and parking cases declined by 0.3 percent from the previous year, continuing a 10-year decline in new cases filed. The 5.6 million cases filed in 2018 was 38 percent lower than the peak number of filings in 2006 and was the lowest number since at least 1980.

Non-traffic misdemeanor cases declined by 6 percent from the previous year. The 2.1 million cases filed in 2018 was 50 percent lower than the peak number of filings in 2008 and was the lowest number since 1984.



The vast majority of the 6.7 million new criminal cases filed in 2018 involved violations of state traffic laws.



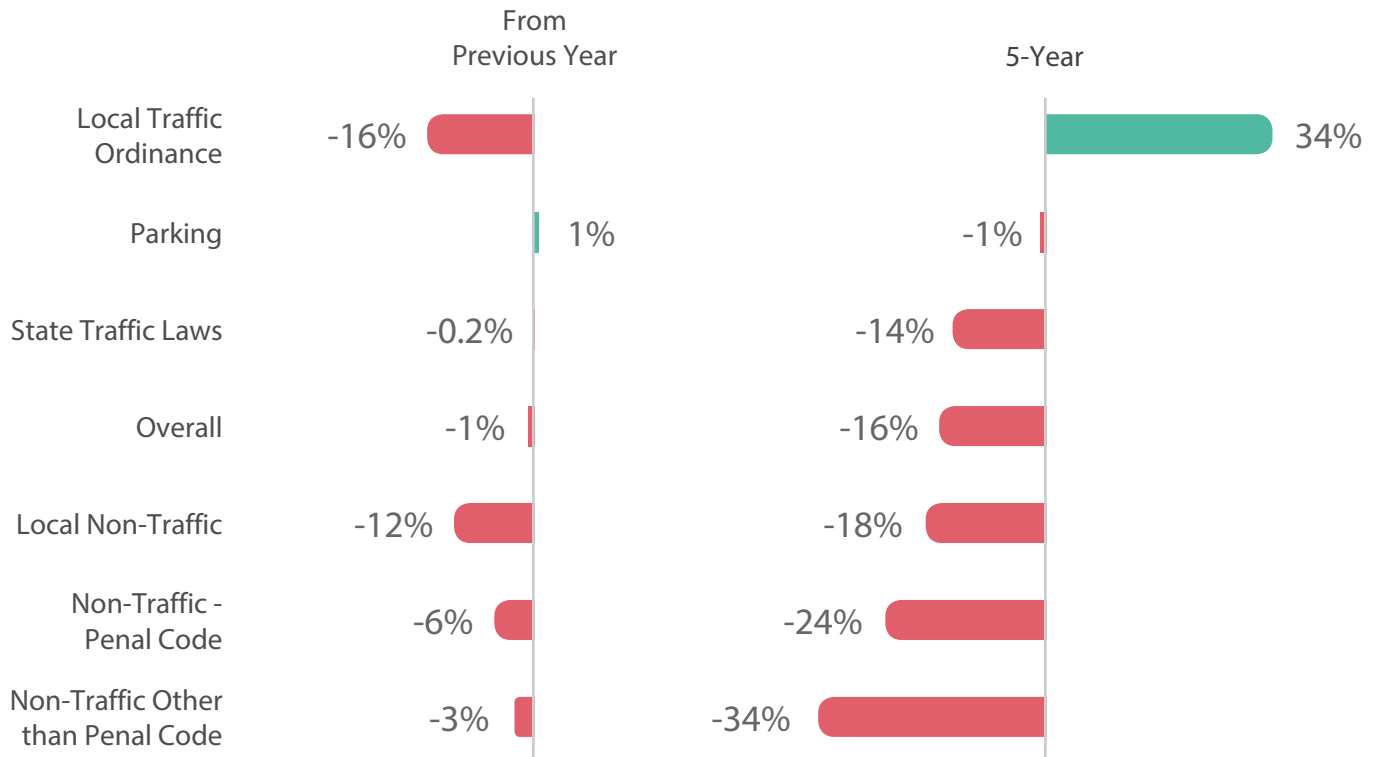


# Statewide Trends

## Fine Only Criminal Cases

### Change in Filings

In 2018, the number of new Class C misdemeanor cases continued to decline in every category except parking. Over the last 5 years, significant declines occurred in **state traffic** law and **non-traffic misdemeanor** cases.

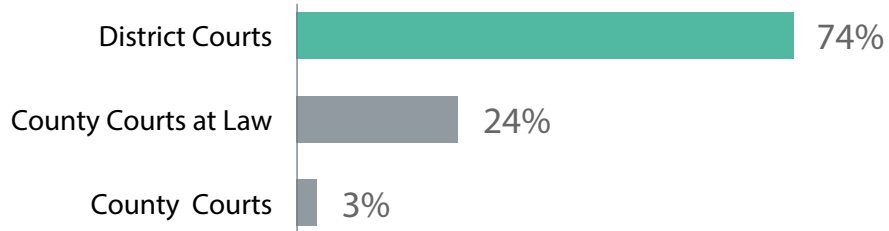


# Statewide Trends

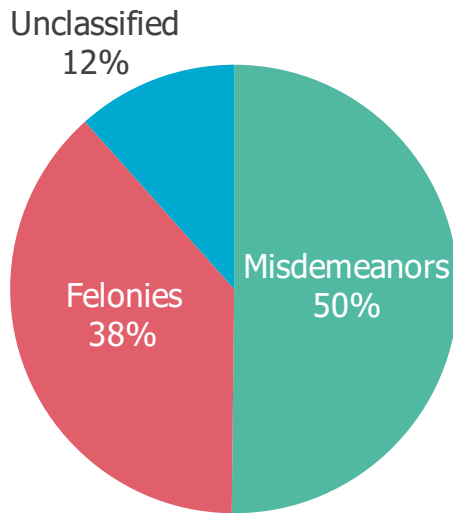
## Juvenile Cases

### Felony and Class A & B Misdemeanors

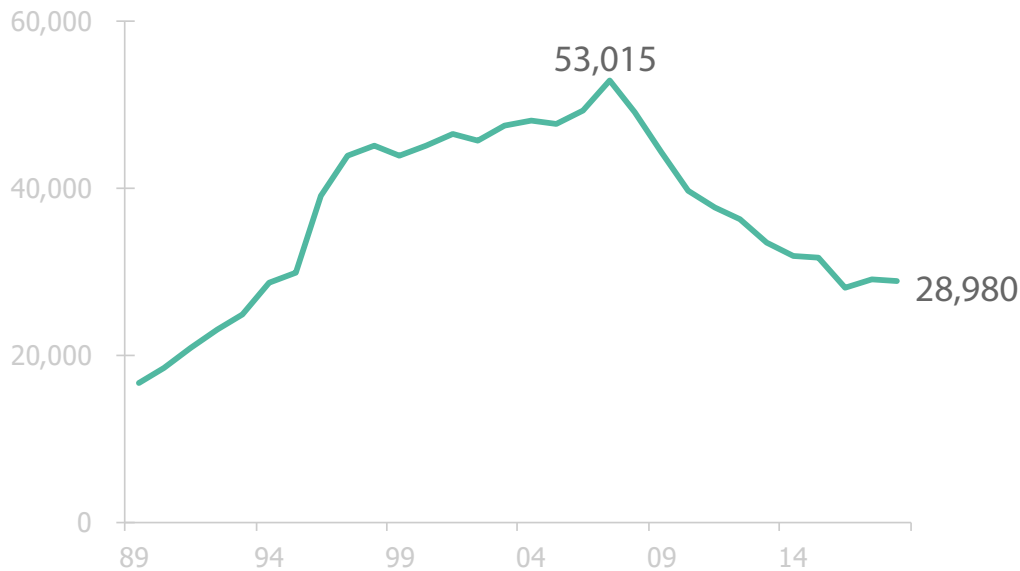
A large majority of juvenile cases were filed in district courts.



Over half of juvenile cases involved misdemeanor offenses.



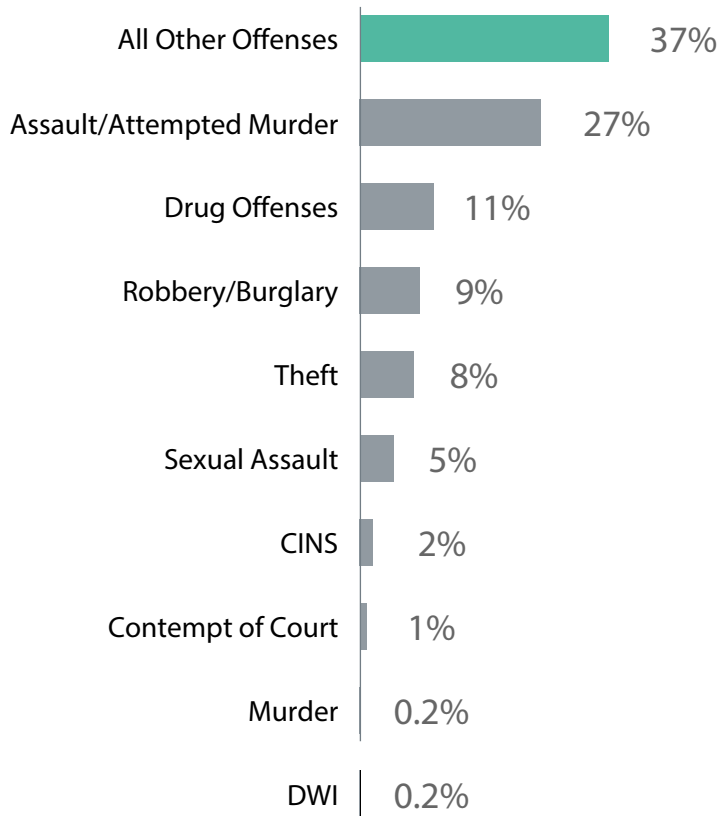
After 9 years of significant decline, the number of juvenile cases added to the courts' dockets rose 4 percent in 2017 then declined slightly in 2018.



# Statewide Trends

## Juvenile Cases

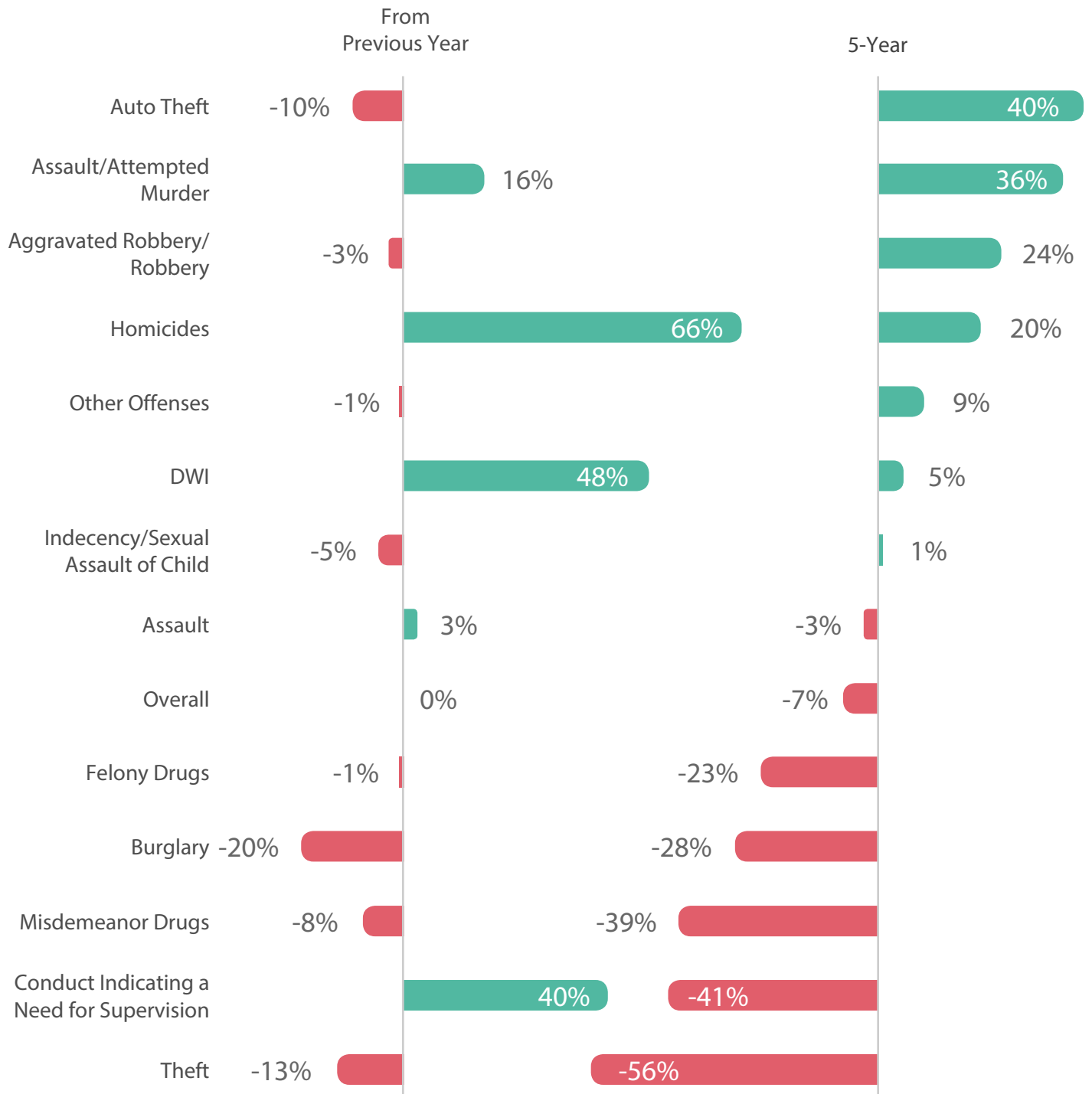
Cases in the “All Other Offenses” category accounted for the largest share of cases of the 21,874 new juvenile cases filed in 2018. Cases in this category include any offense that does not fit into one of the other categories.



# Statewide Trends

## Juvenile Cases

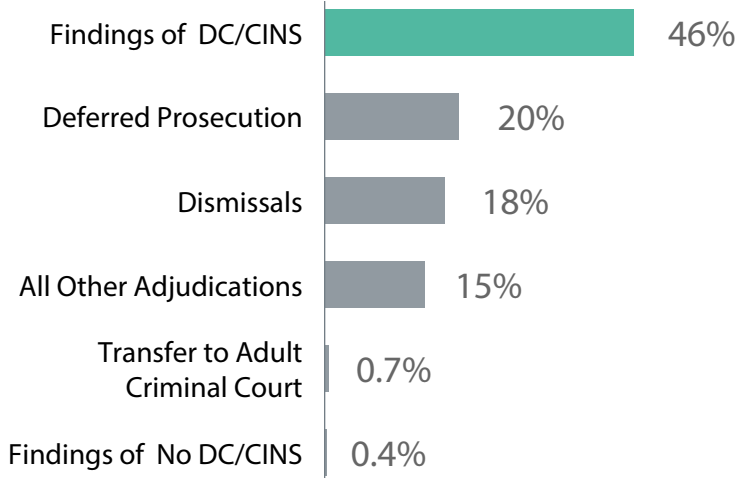
### Change in New Cases Filed



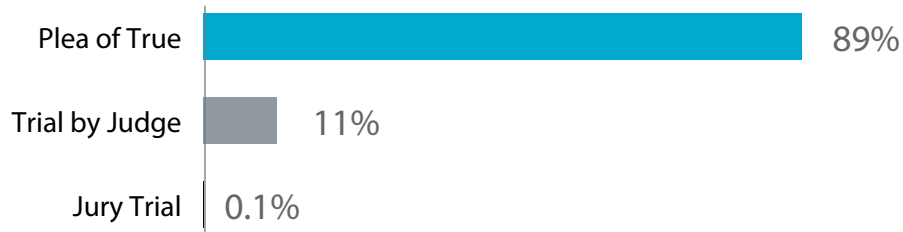
# Statewide Trends

## Juvenile Cases

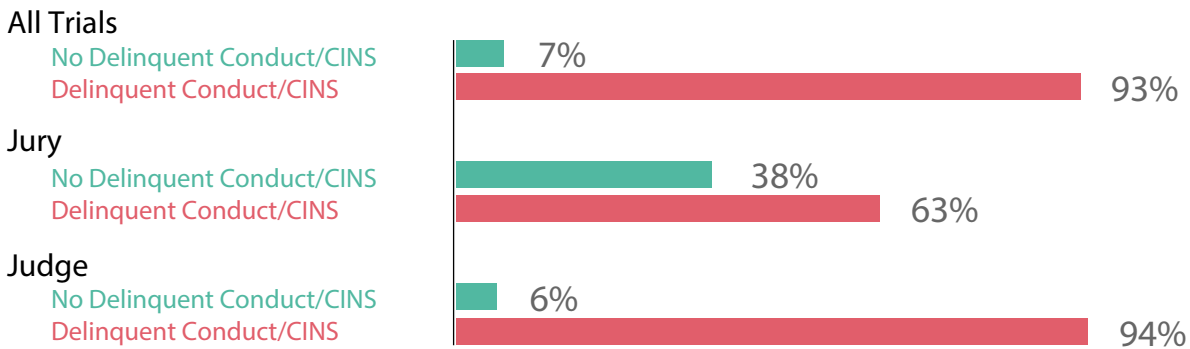
More than 45 percent of juvenile cases adjudications resulted in findings of delinquent conduct/conduct indicating a need for supervision.



Most findings of delinquent conduct/conduct indicating a need for supervision resulted from a plea of true.



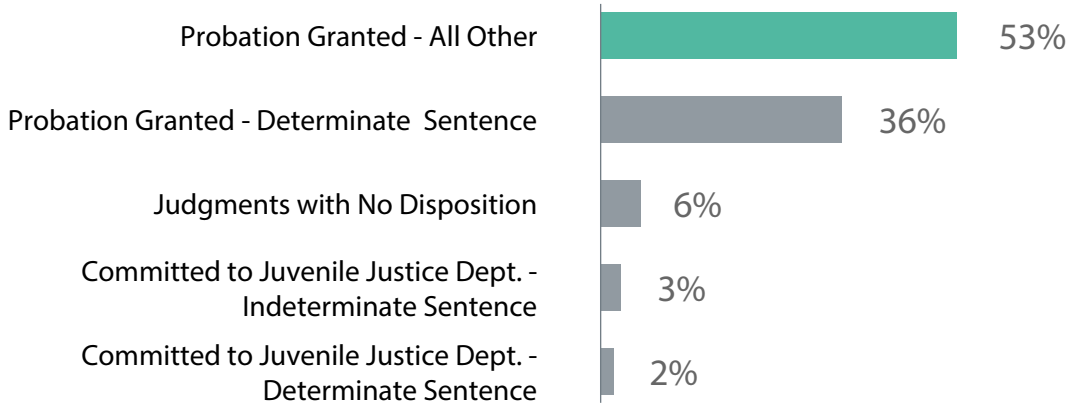
Most trials by judge and nearly two-thirds of trials by jury resulted in findings of delinquent conduct/CINS.



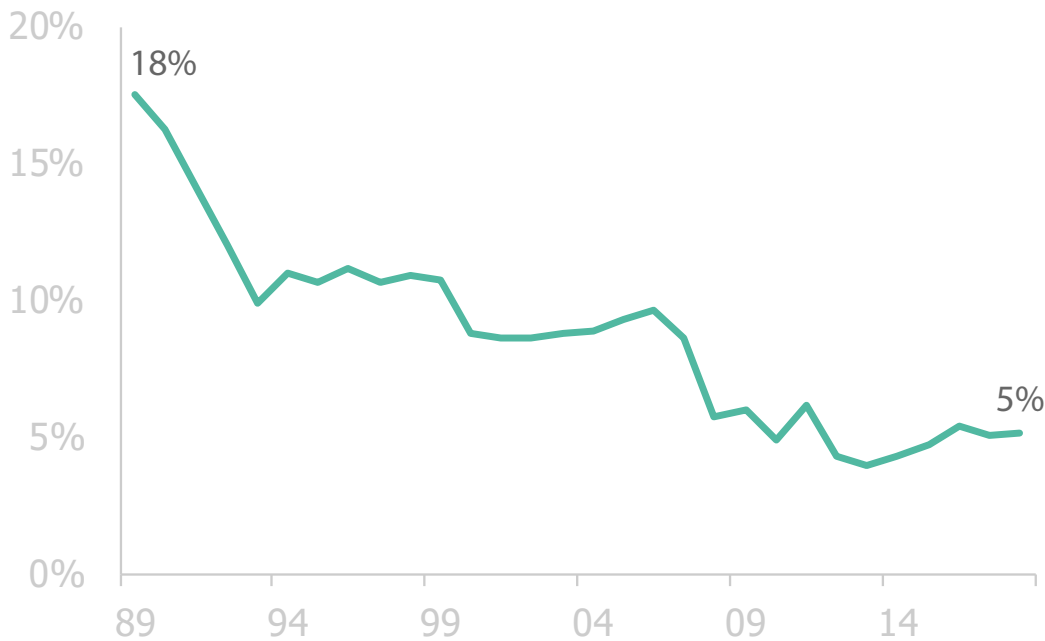
# Statewide Trends

## Juvenile Cases

In cases with a finding of delinquent conduct/conduct indicating a need for supervision, most juveniles were placed on probation.



The percentage of cases adjudicated in which the juvenile was committed to the Juvenile Justice Department remained steady from the previous year.

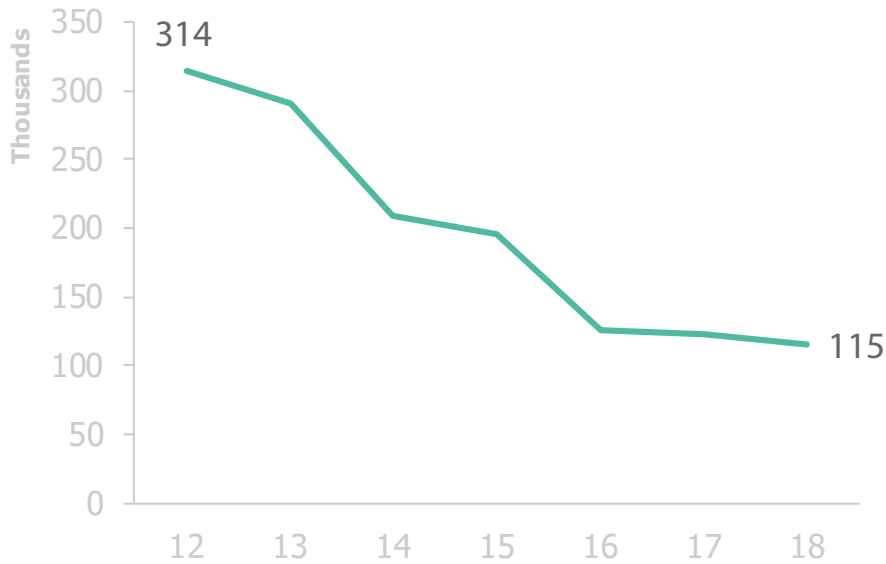


# Statewide Trends

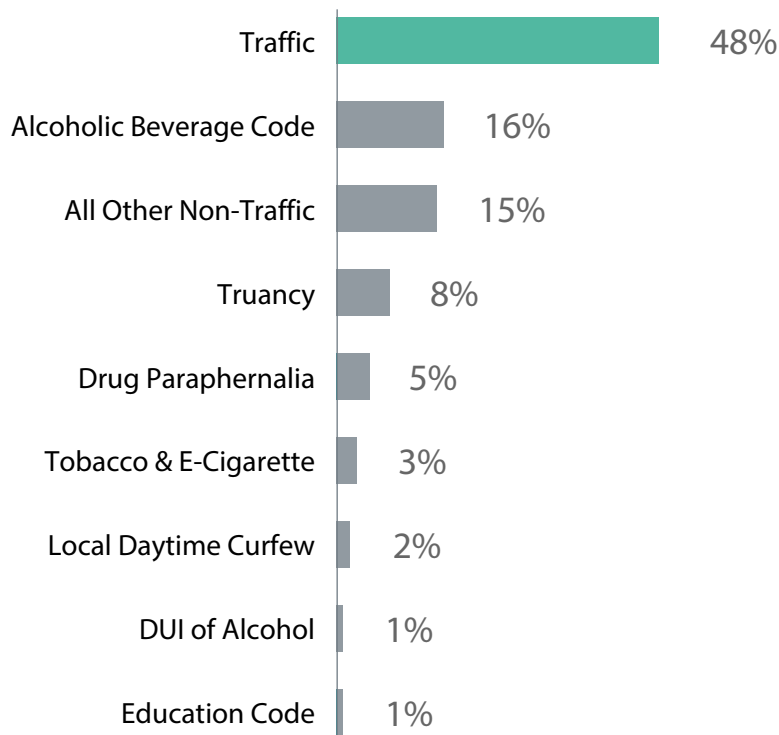
## Juvenile Cases

### Class C Misdemeanors and Truancy

Cases involving juveniles or minors that were filed in justice court and municipal courts declined 63 percent since 2012.



Traffic cases accounted for almost half of cases filed in 2018.

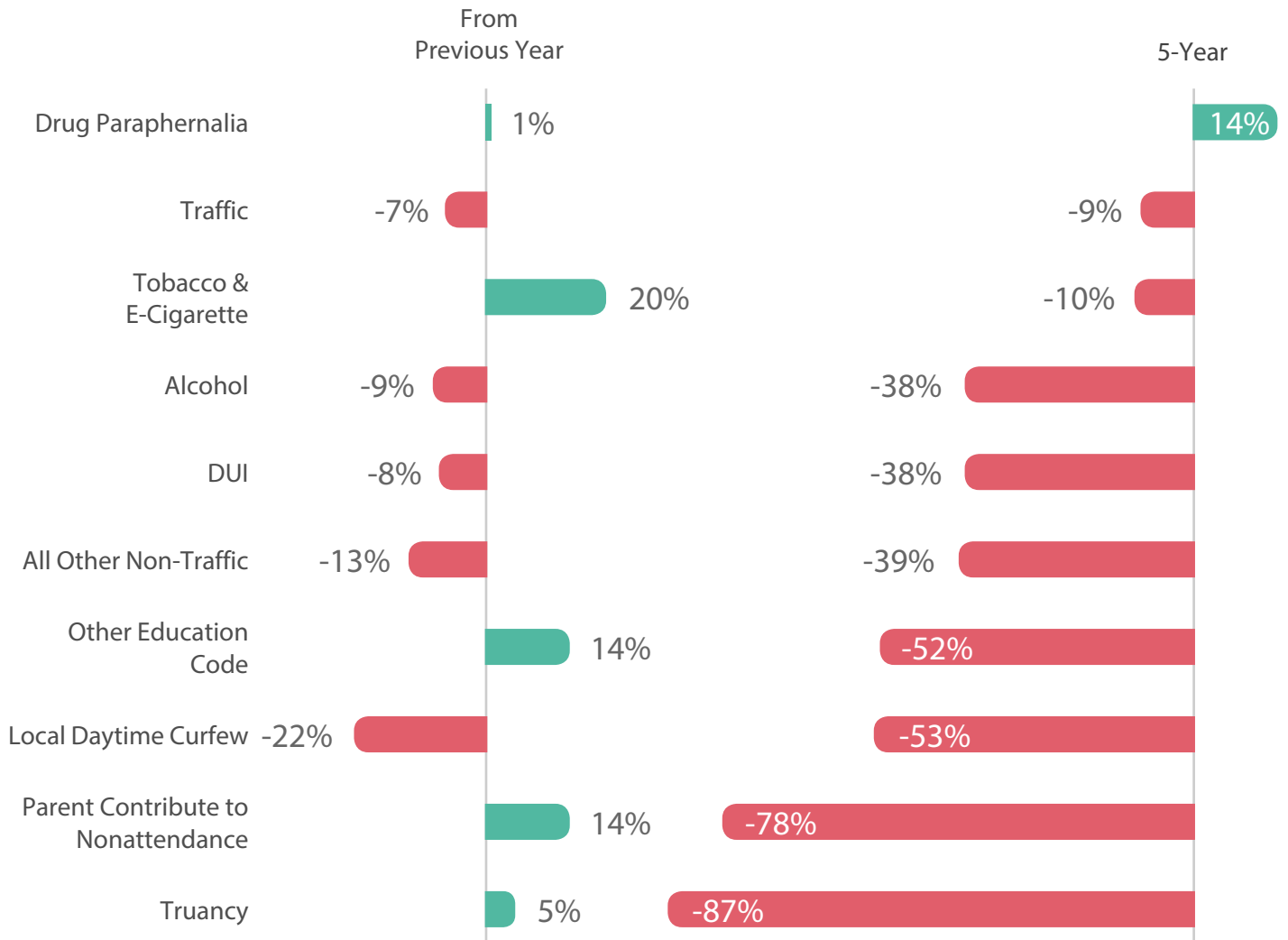


# Statewide Trends

## Juvenile Cases

### Change in New Cases Filed

In 2018, filings declined in half of the case categories. Tobacco and drug paraphernalia cases increased, as did cases involving truancy and other school offenses.





# Statewide Trends

## Juvenile Cases

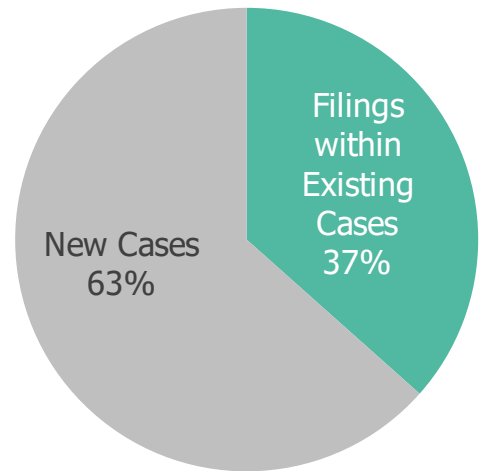
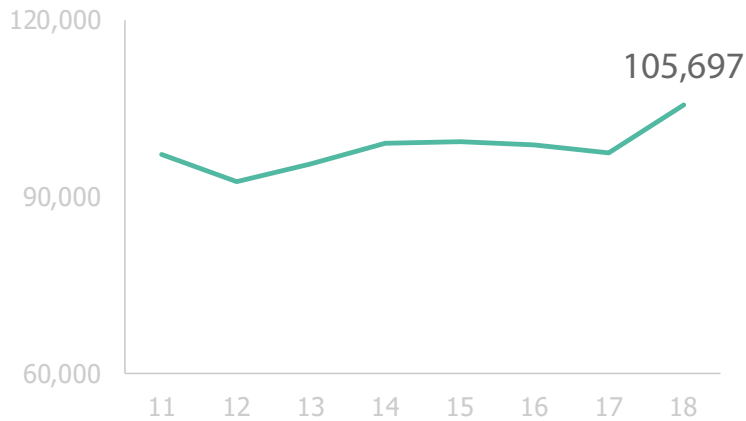
Changes to school ticketing laws (in 2013) and truancy laws (in 2015) led to significant declines in the related case categories. Over the past two years, Education Code and truancy cases increased, and parent contributing to nonattendance cases increased from 2017.



# Statewide Trends

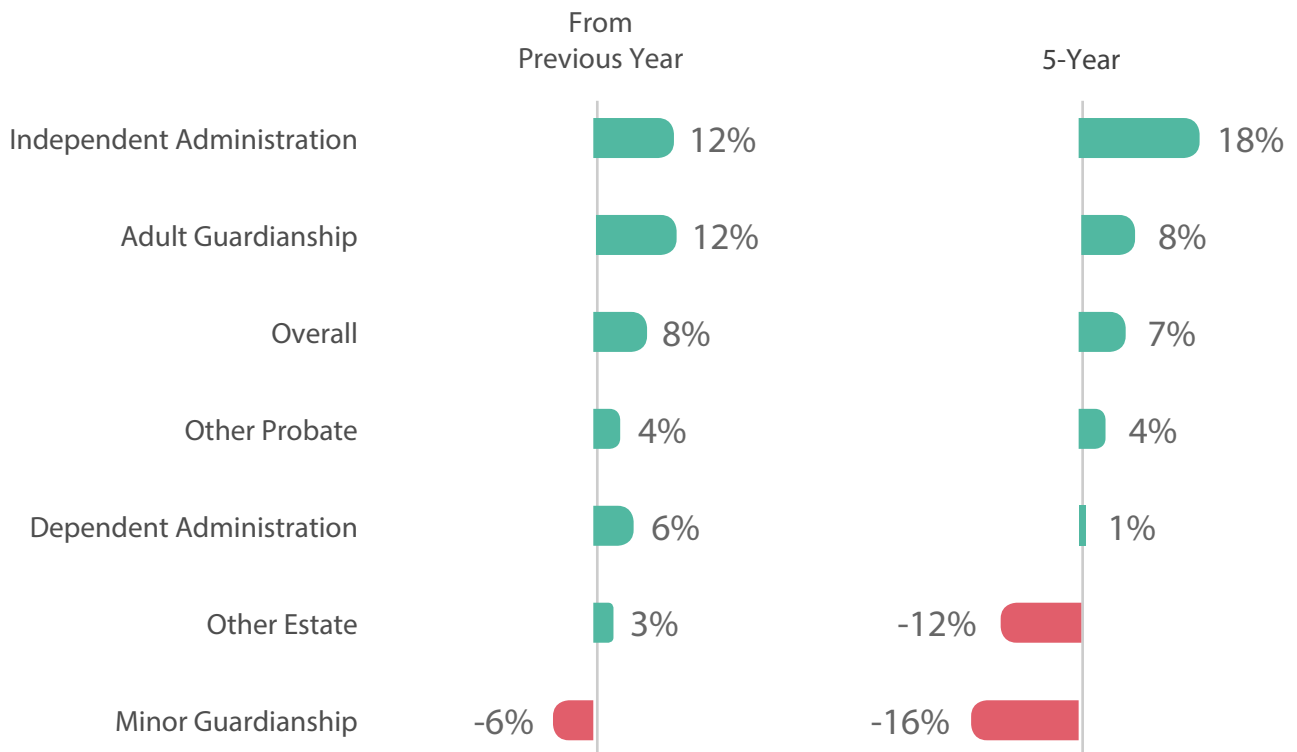
## Probate and Guardianship Cases

The total number of probate and guardianship cases filed in 2018 was 8 percent higher than the number filed the previous year.



Nearly 40 percent of the caseload involved matters filed within already existing cases, including applications related to a guardianship or estate and post-judgment matters to compel compliance with statutory requirements.

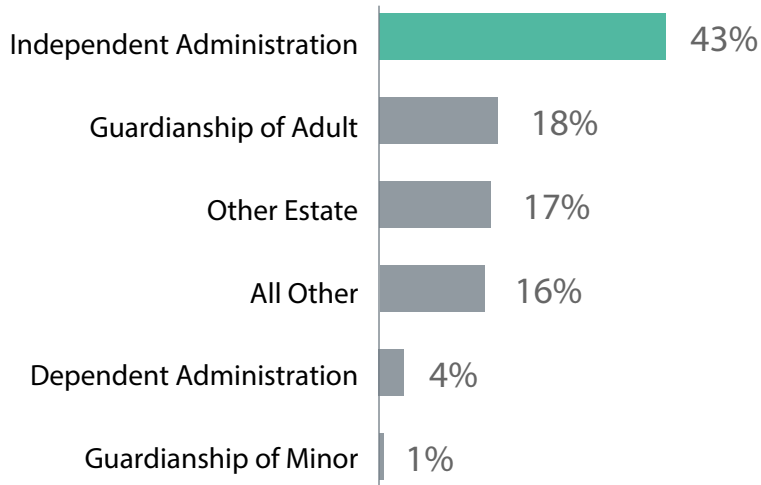
## Change in Filings



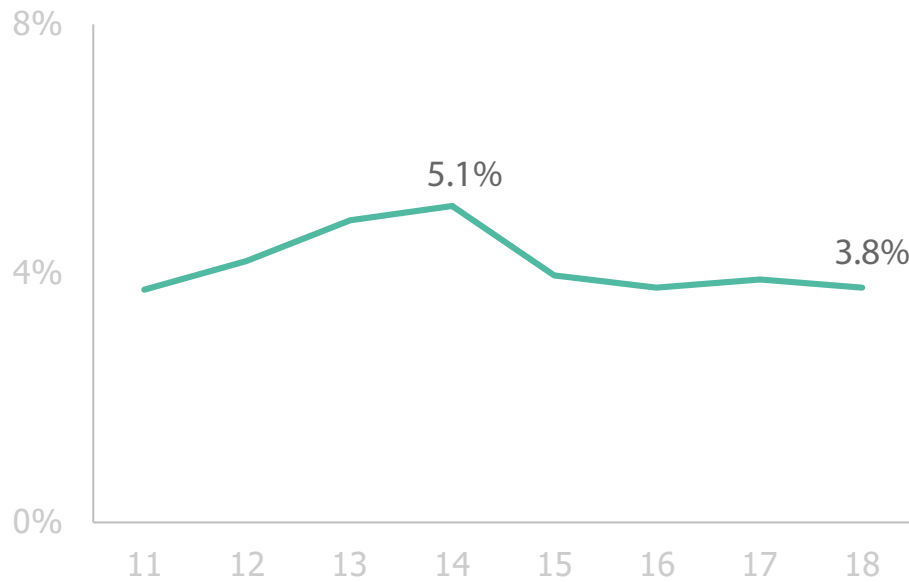
# Statewide Trends

## Probate and Guardianship Cases

More than 40 percent of probate cases filed were estate cases involving an application for independent administration.



The plaintiff or petitioner was **self-represented** at the time of filing in approximately 4 percent of cases.



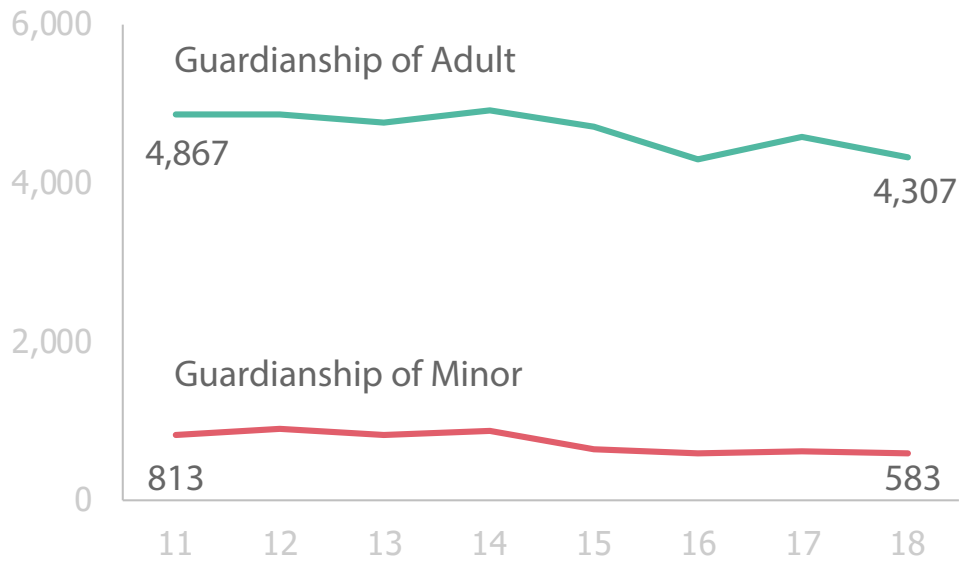
Most guardianship cases filed involved an **adult** ward/proposed ward.



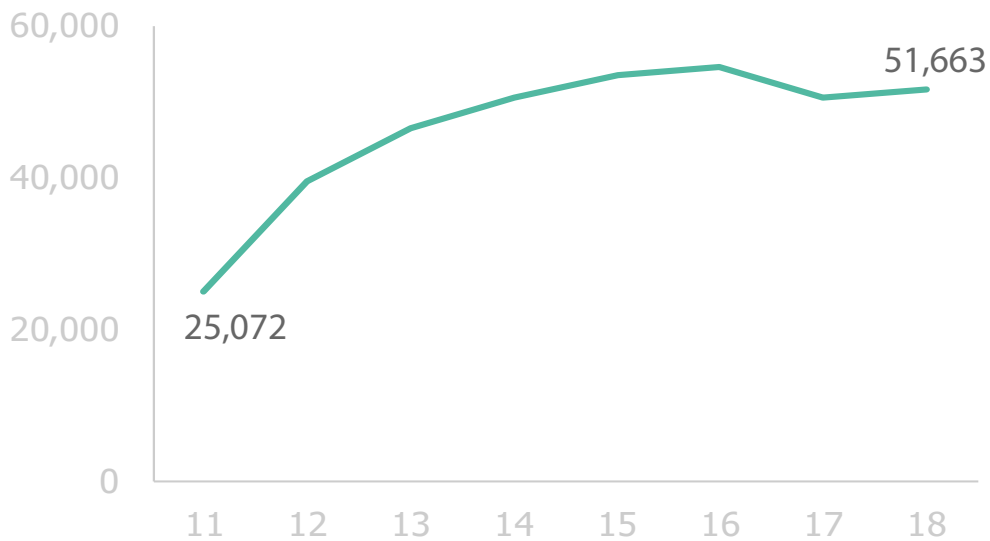
# Statewide Trends

## Probate and Guardianship Cases

While total filings in adult guardianship cases increased from the previous year, the number of **new** cases filed decreased by 6 percent. New minor guardianship cases decreased by 5 percent in the same period.



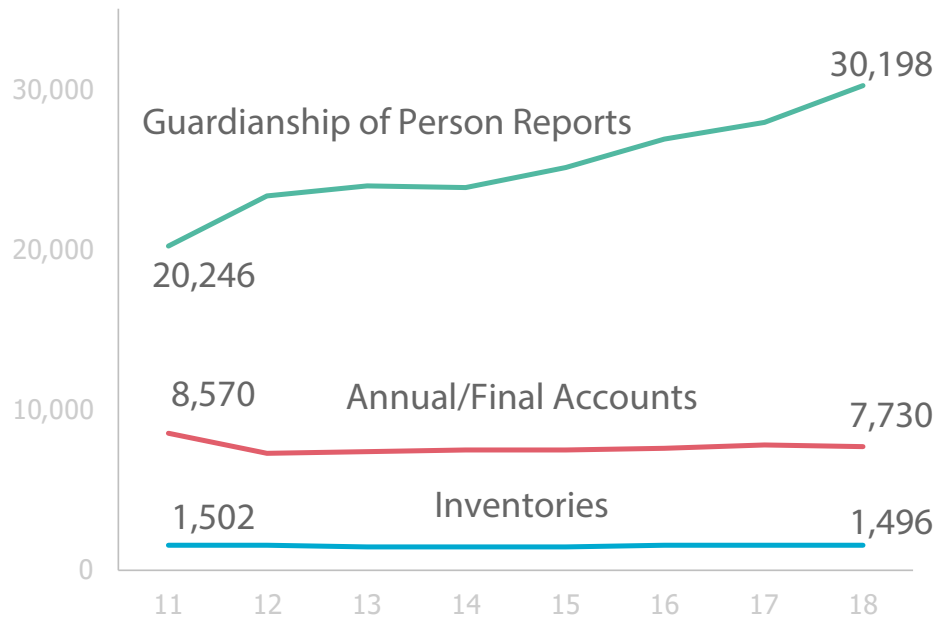
Nearly 52,000 active guardianship cases were reported as of the end of 2018—an increase of 2 percent from the previous year. The decline in the number of cases from 2016 to 2017 was a result of the closure of cases by counties participating in OCA’s Guardianship Compliance Project, which provides direct services to the courts to assist them in managing these resource intensive cases.



# Statewide Trends

## Probate and Guardianship Cases

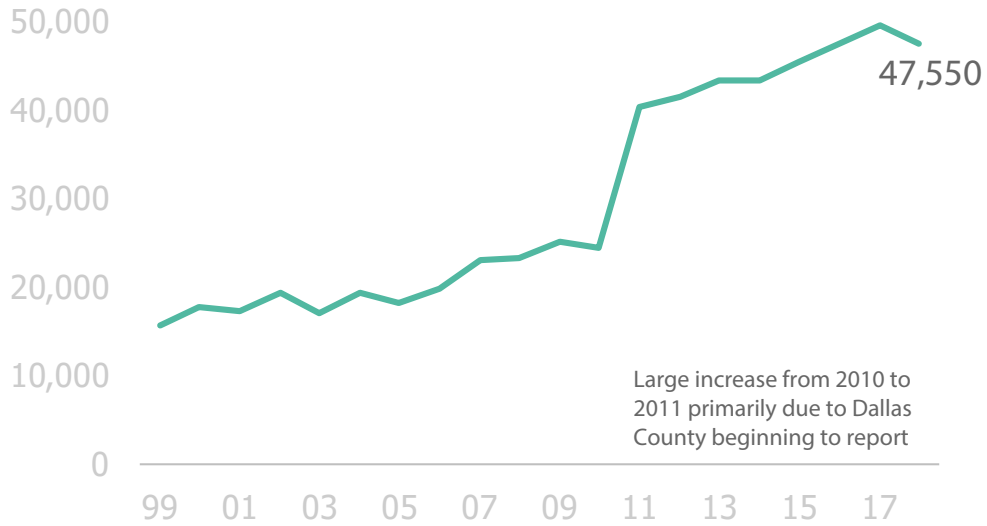
While the reported number of inventories and annual or final accounts filed in guardianship cases remained essentially unchanged since 2011, the number of guardianship of the person reports increased 49 percent.



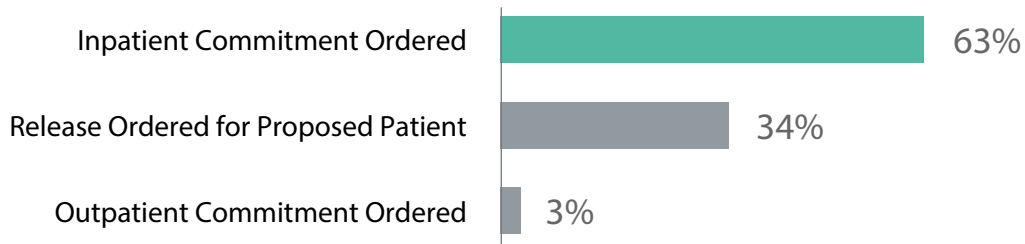
# Statewide Trends

## Applications for Involuntary Mental Health Services

After rising to an all-time high in 2017, the number of applications filed for involuntary mental health commitment declined by 4 percent in 2018.

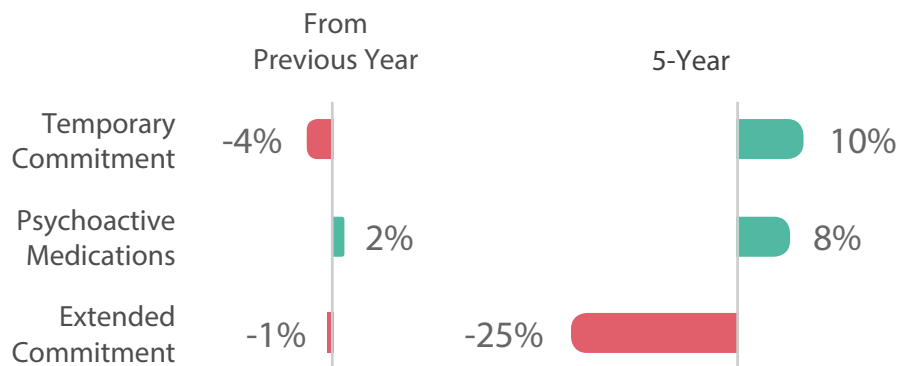


**Inpatient commitment** was ordered in nearly two-thirds of cases that reached a final hearing.



## Change in Filings

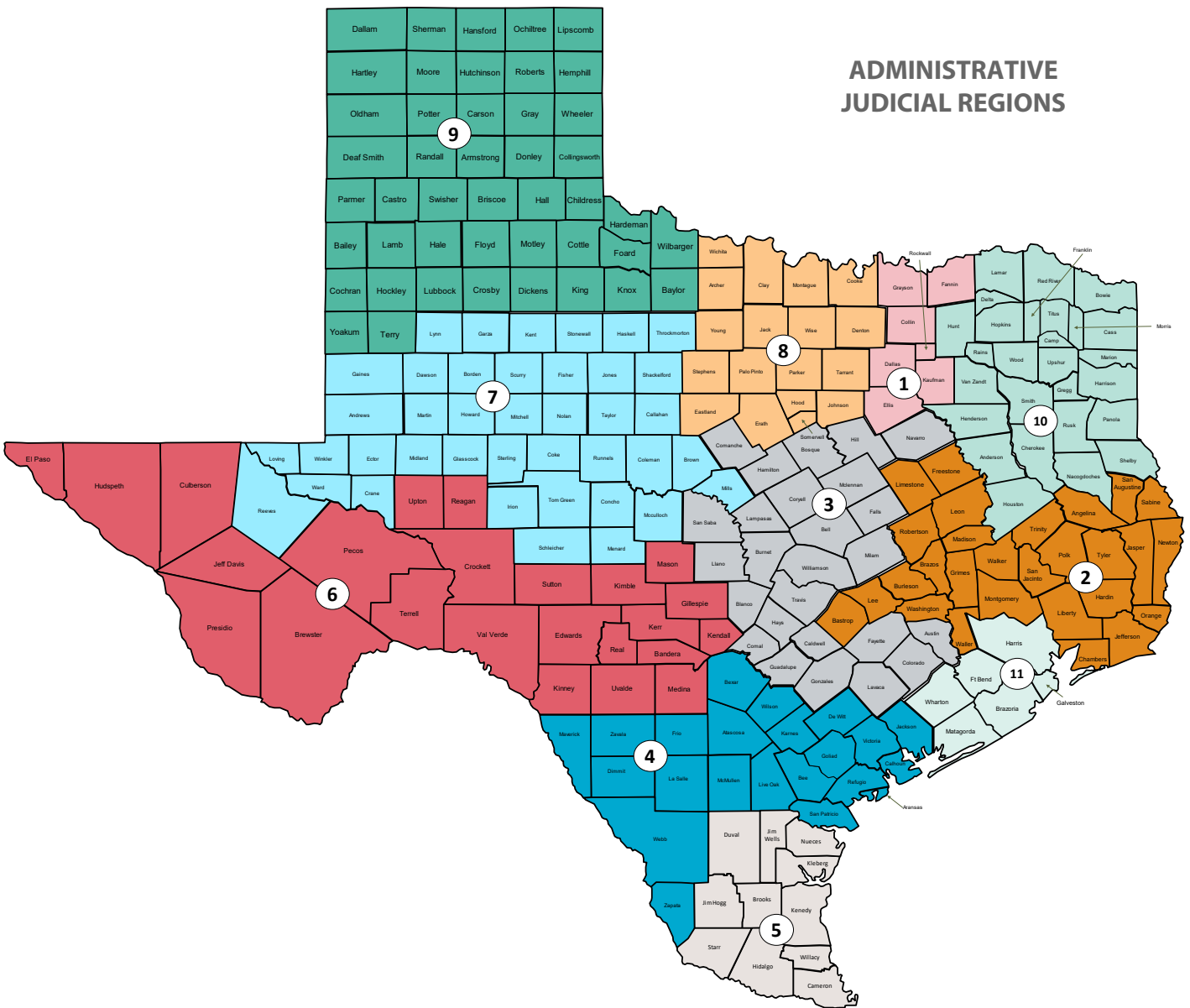
Applications for **temporary mental health commitments**, which account for 99 percent of applications filed, increased 10 percent over the last 5 years. The number of **extended commitments** declined for a third consecutive year.



# Statewide Trends

## Assigned Judges

The presiding judge of an administrative judicial region may assign a judge to handle a case or docket of an active judge in the region who is unable to preside (due to recusal, illness, vacation, etc.) or who needs assistance with a heavy docket or docket backlog. These “assigned judges” may be active judges of other courts in the region or may be individuals residing in the region who used to serve as active judges.<sup>1</sup>



<sup>1</sup> Sections 74.054, 74.056, and 74.057 of the Government Code discuss the assignment of judges by the presiding judges and the chief justice of the Supreme Court.

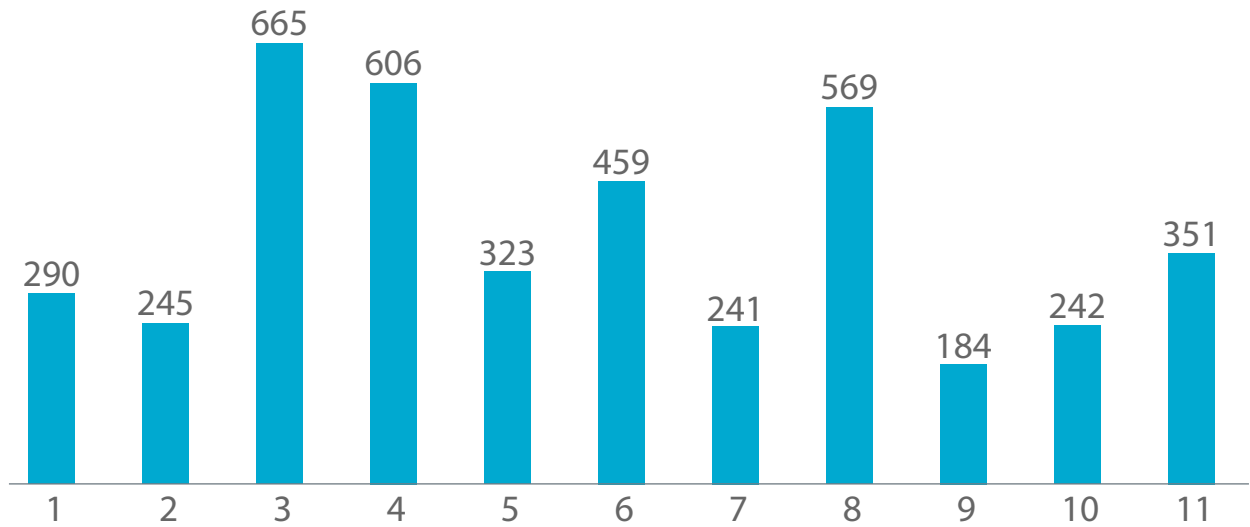
# Statewide Trends

## Administrative Judicial Regions

### Assignment of Judges

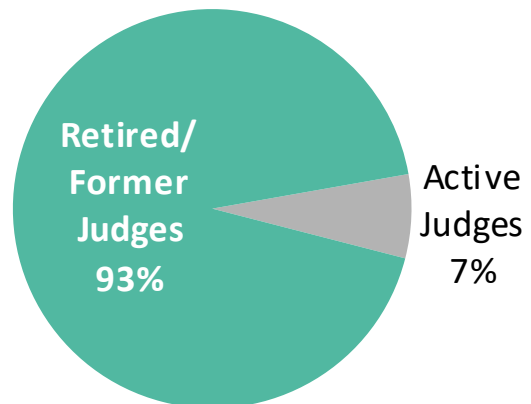
From January to August 2018, the presiding judges made a total of **4,109 assignments** within their respective regions.

Number of Assignments by Region



Percentage of Assignments by Judge Type

Retired or former judges served in most of those assignments.

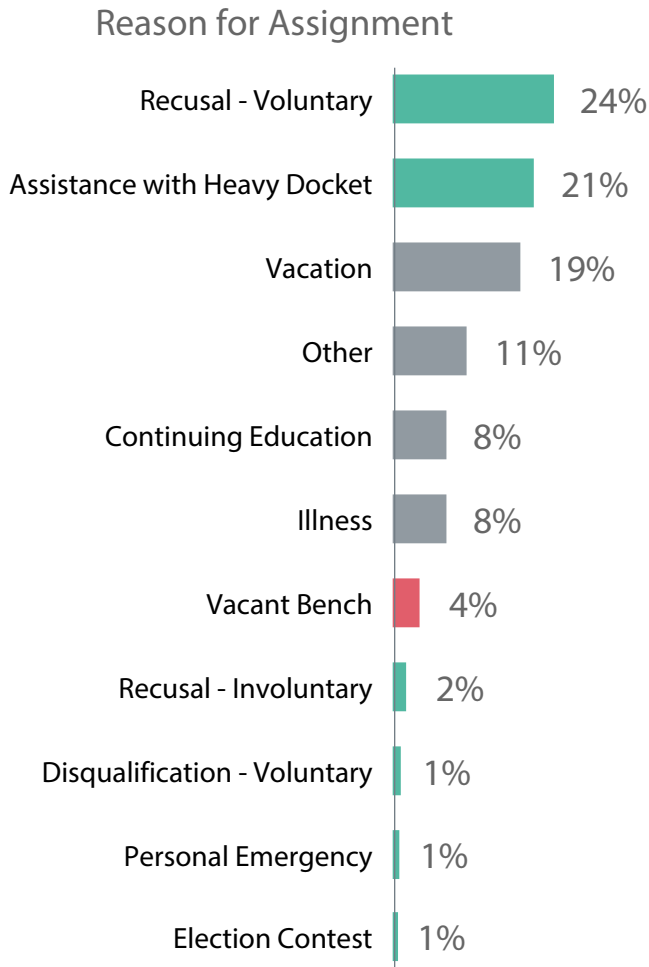




# Statewide Trends

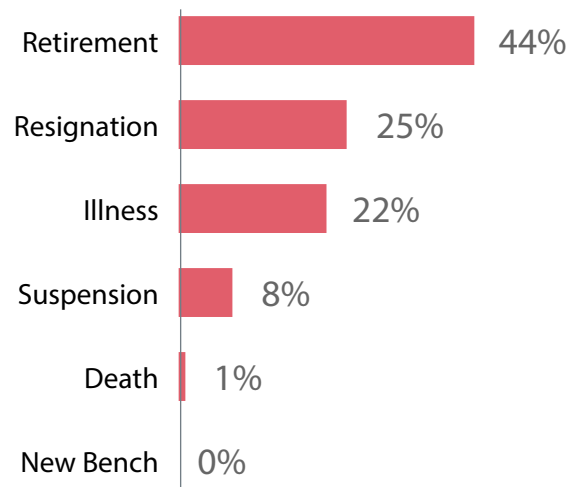
## Administrative Judicial Regions

Assignments resulted most frequently from a voluntary recusal by a judge or need for assistance with a heavy docket.



More than **1,300 days** were served by assigned judges to fill a vacant bench. Nearly 70 percent of days served were the result of a judge retiring or resigning before the end of his or her term.

### Percentage of Total Days Spent Serving on Vacant Bench Due to



# *Court-Level Trends*

Supreme Court .....	2
Court of Criminal Appeals.....	7
Courts of Appeals .....	14
District Courts .....	18
Statutory County Courts.....	26
Constitutional County Courts .....	34
Justice Courts .....	41
Municipal Courts .....	48
Profile of Appellate and Trial Court Judges.....	54

# Court-Level Trends

## Supreme Court

*In most civil and juvenile cases, the Supreme Court has statewide, final appellate jurisdiction*



### THE SUPREME COURT

The Supreme Court has statewide, final appellate jurisdiction in most civil and juvenile cases. The Supreme Court's caseload can be broken down into three broad categories:

- Determining whether to grant review of the final judgment of a court of appeals (i.e., to grant or not grant a petition for review)
- Disposition of regular causes<sup>1</sup> (i.e., granted petitions for review, accepted petitions for writs of mandamus or habeas corpus, certified questions, accepted parental notification appeals, and direct appeals)
- Disposition of numerous motions related to petitions and regular causes

Much of the Supreme Court's time is spent determining which petitions for review will be granted, as it must consider all petitions for review that are filed. However, the Court exercises some control over its caseload in deciding which petitions will be granted. The Court usually takes only those cases that present the most significant Texas legal issues in need of clarification.

In addition, the Court:

- Promulgates all rules of civil trial practice and procedure, evidence, and appellate procedure
- Promulgates rules of administration to provide for the efficient administration of justice in the state
- Monitors the caseloads of the courts of appeals and orders the transfer of cases among the courts in order to make the workloads more equal and
- With the assistance of the Texas Equal Access to Justice Foundation, administers funds for the Basic Civil Legal Services Program, which provides basic civil legal services to people who are indigent.

<sup>1</sup> "Regular causes" involve cases in which four or more of the justices of the Supreme Court have decided in conference that a petition for review, petition for writ of mandamus or habeas corpus, or parental notification appeal should be reviewed. Regular causes also include direct appeals the court has agreed to review and questions of law certified to it by a federal appellate court that the court has agreed to answer. Most regular causes are set for oral argument in open court and are reported in written opinions. However, a petition may be granted and an unsigned opinion (per curiam) issued without oral argument if at least six members of the court vote accordingly.

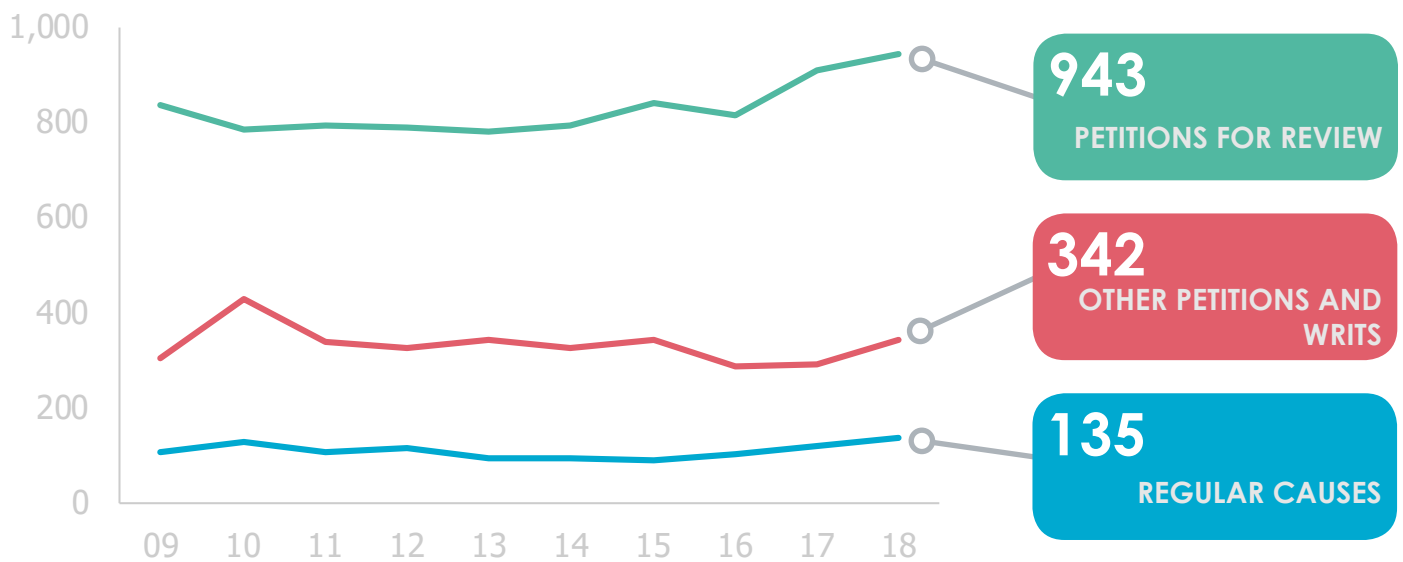
# Court-Level Trends

## Supreme Court

### Caseload and Outcomes

#### Cases Filed

The number of cases added to the Court's docket increased in all categories. Petitions for review, which account for the majority of the Court's caseload, increased by 4 percent from the previous year to the highest number filed since 2003.



#### Changes from Previous Year

##### Regular Causes



##### Petitions for Review



##### Other Petitions and Writs

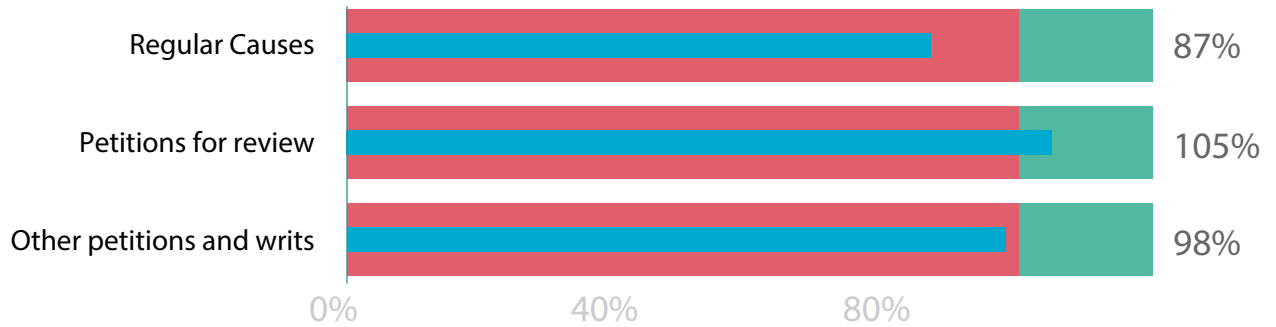


# Court-Level Trends

## Supreme Court

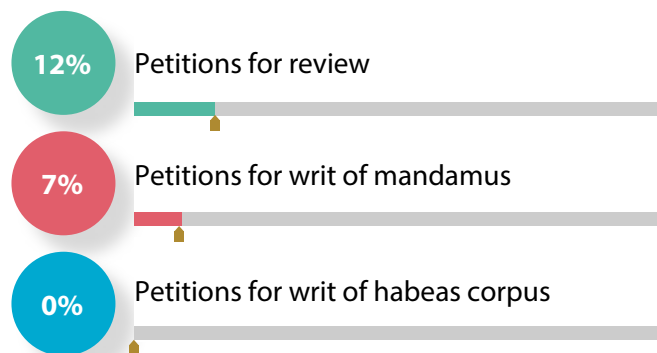
### Clearance Rates

The Supreme Court's clearance rate for petitions for review exceeded 100 percent and was close to 100 percent for other petitions and writs.



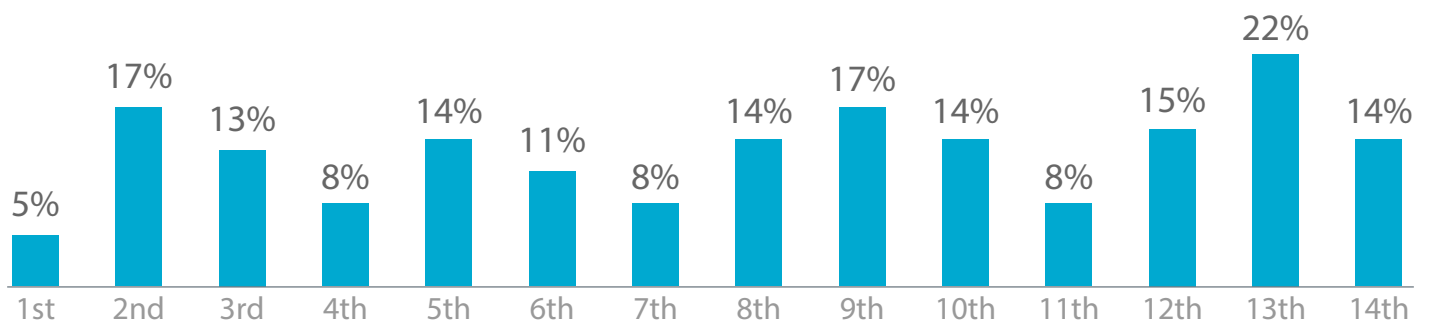
### Review Granted

Review was granted in 12 percent of petitions for review and was granted less frequently in other petitions.



### Petitions for Review Granted by Courts of Appeals

Review was granted in the largest percentage of cases appealed from the 13th Court of Appeals in Corpus Christi/Edinburg.

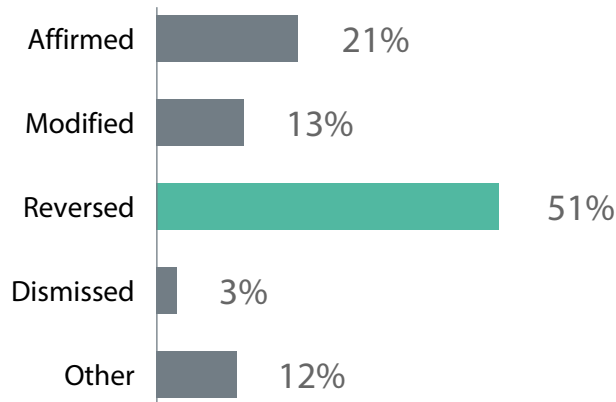


# Court-Level Trends

## Supreme Court

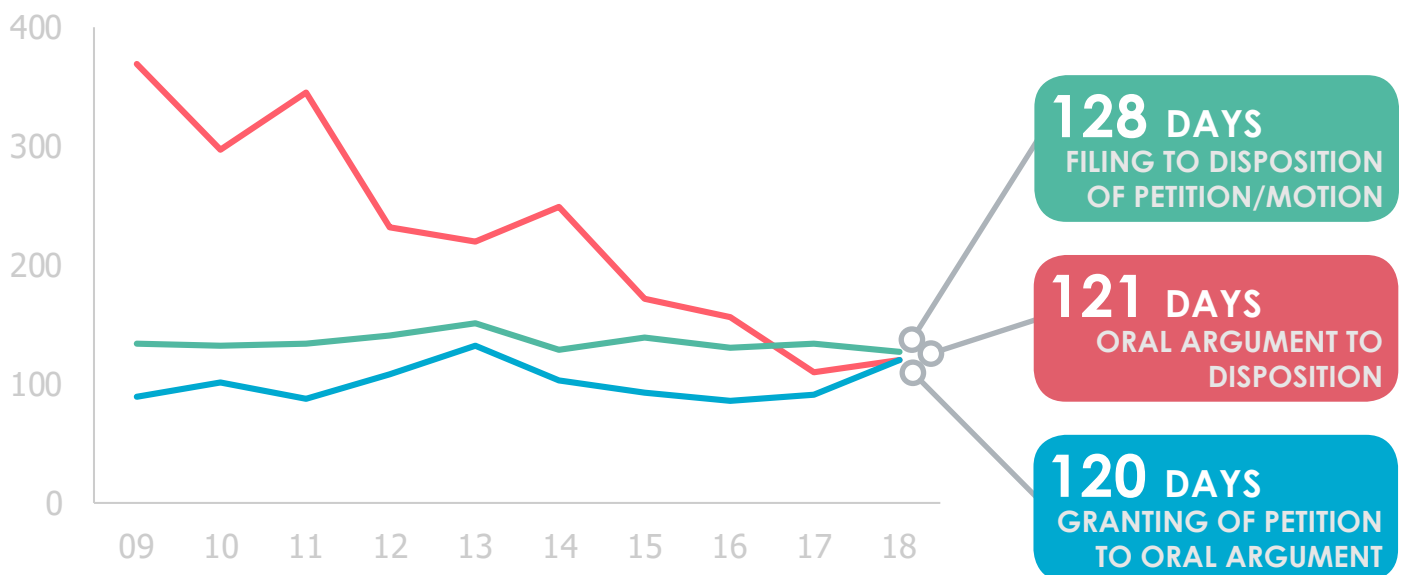
### Disposition of Granted Petitions for Review

Approximately one-half of granted petitions for review were reversed.



### Case Processing Time in Days

After reaching a low of 111 days in the previous year, the average time from oral argument to disposition increased by 10 days in 2018. The average time from granting of petition to oral argument increased by 29 days from the previous year.

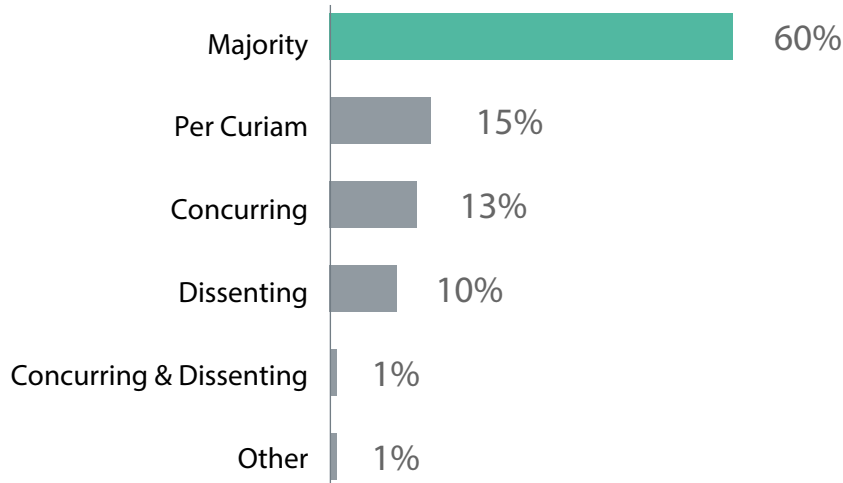


# Court-Level Trends

## Supreme Court

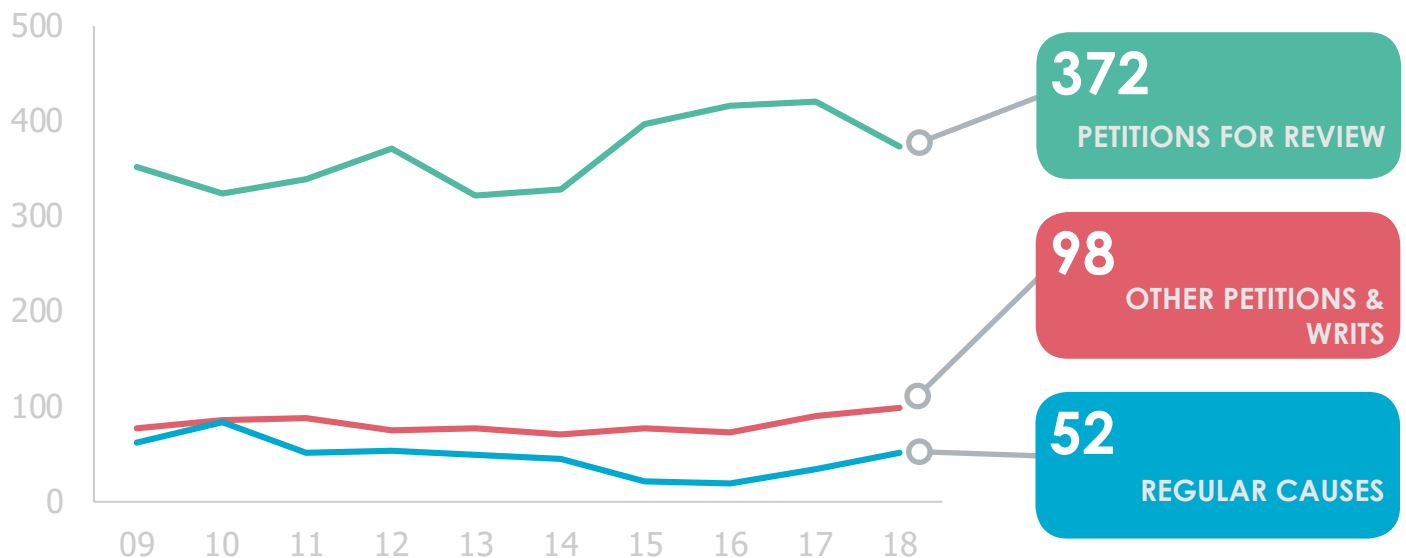
### Opinions

132 opinions were issued in 2018, 60 percent of which were majority opinions.



### Cases Pending at End of Year

The number of petitions for review pending at the end of the year declined by 11 percent, while the number of regular causes increased by 49 percent, and the number of other petitions and writs increased by 9 percent over the previous year.



# Court-Level Trends

## Court of Criminal Appeals



*The Court of Criminal Appeals has statewide, final jurisdiction in criminal cases*

The Court of Criminal Appeals is the highest state court for criminal appeals. Its caseload consists of both mandatory and discretionary matters. Appeals of all cases that result in the death penalty are automatically directed to the Court of Criminal Appeals from the trial court level. A significant portion of the Court's workload also involves the mandatory review of applications for post-conviction habeas corpus relief in felony cases without a death penalty, over which the Court has sole authority. In addition, decisions made by the intermediate courts of appeals in criminal cases may be appealed to the Court of Criminal Appeals by petition for discretionary review, which may be filed by the State, the defendant, or both. However, the Court may also review a decision on its own motion.

In conjunction with the Supreme Court, the Court of Criminal Appeals also promulgates rules of appellate procedure and rules of evidence for criminal cases and administers public funds that are appropriated for the education of judges, prosecuting attorneys, criminal defense attorneys who regularly represent indigent defendants, clerks and other personnel of the state's appellate, district, county-level, justice, and municipal courts.



# Court-Level Trends

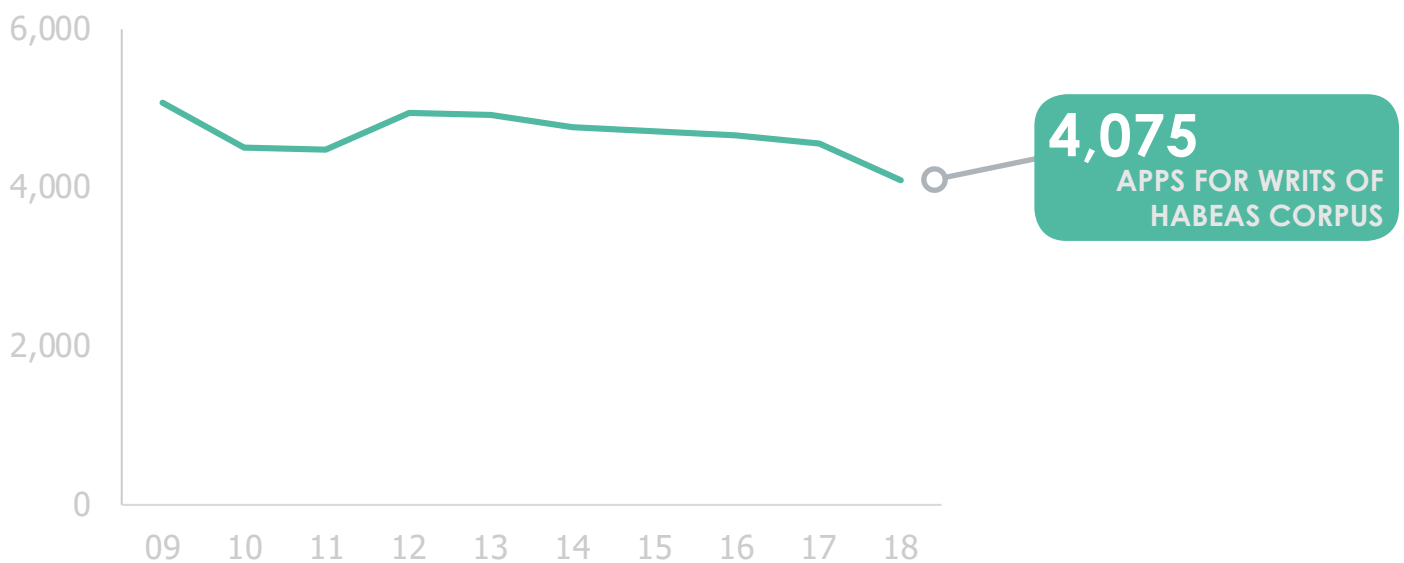
## Court of Criminal Appeals

### Caseload and Outcomes

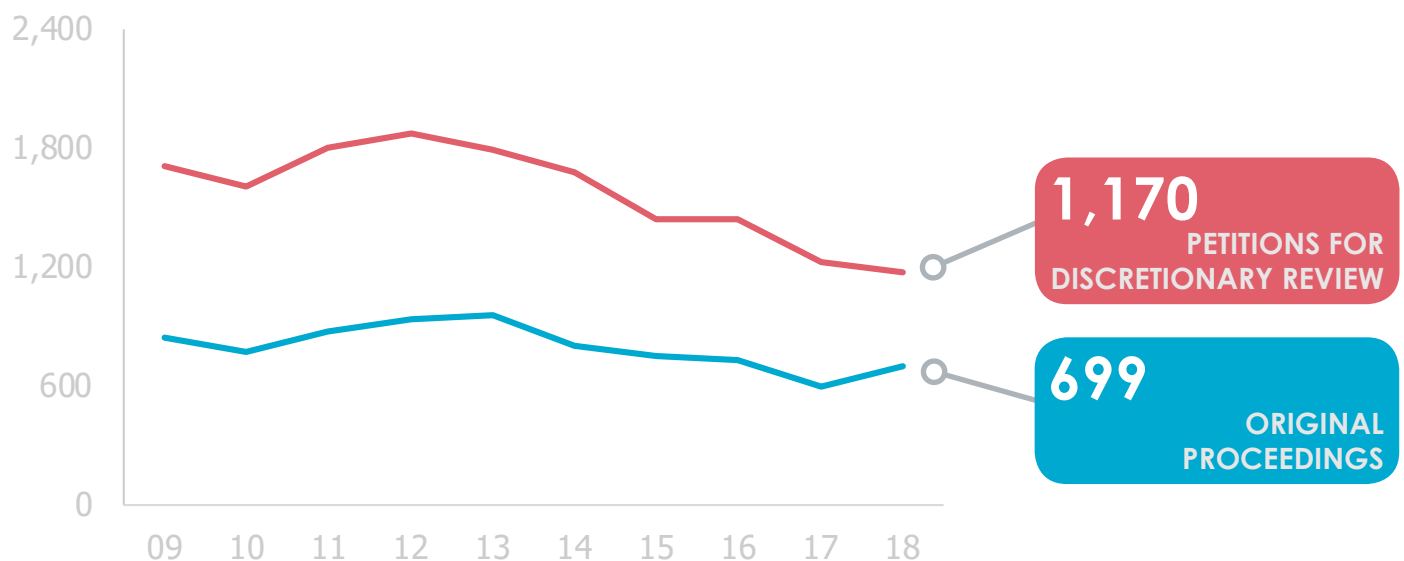
#### Cases Filed

In 2018, mandatory matters (applications for writs of habeas corpus, original proceedings, and direct appeals) comprised 80 percent of all cases added to the Court's docket.

Applications for writs of habeas corpus declined 10 percent from the previous year to the lowest level since at least 2001.



Petitions for discretionary review decreased 4 percent from the previous year to the lowest level since at least 1989. After 4 years of decline, original proceedings increased 17 percent from 2017.



# Court-Level Trends

## Court of Criminal Appeals

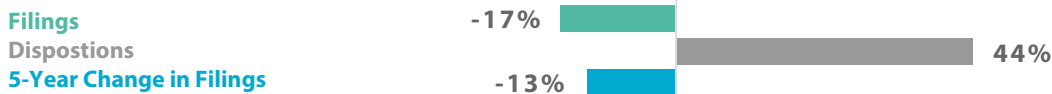
### Changes from Previous Year

Although original proceedings and direct appeals increased from 2017, filings were down in all case categories compared to 5 years ago.

#### Applications for writ of habeas corpus




#### Original Proceedings



#### Direct Appeals

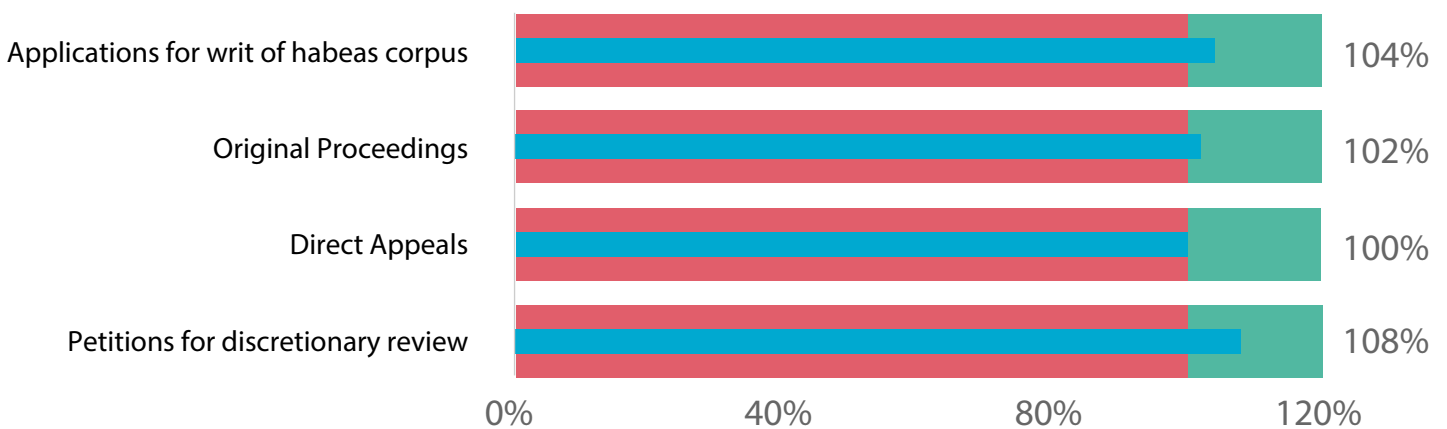


#### Petitions for discretionary review



### Clearance Rates

Clearance rates were at or above 100 percent in all case categories, resulting in a decline in the Court's pending caseload.

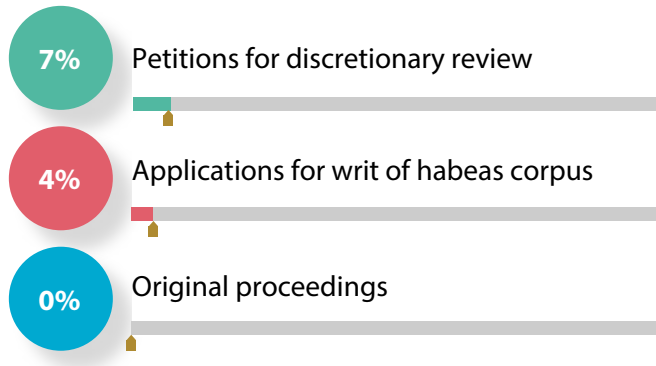


# Court-Level Trends

## Court of Criminal Appeals

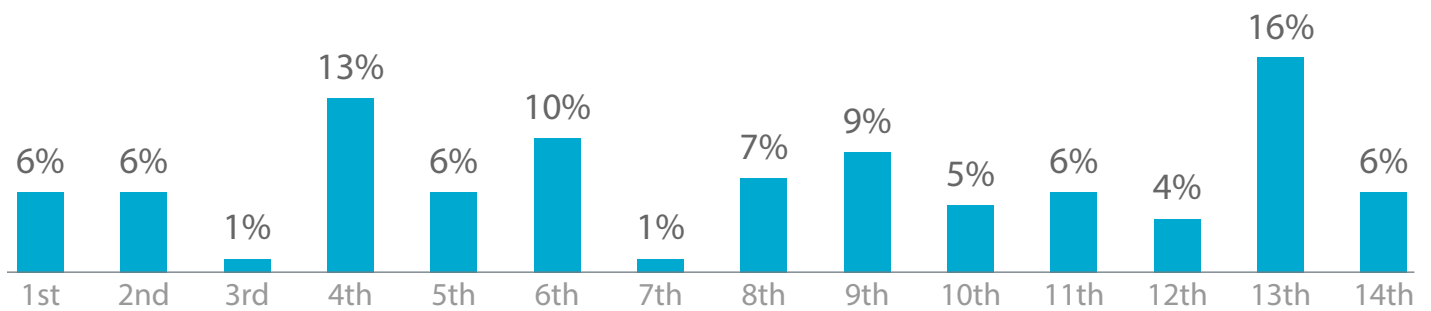
### Review Granted

Review was granted in 7 percent of petitions for discretionary review and was granted less frequently in other matters.



### Petitions for Discretionary Review Granted by Courts of Appeals

The percentage of petitions granted review from each court of appeals varied from 1 to 16 percent.

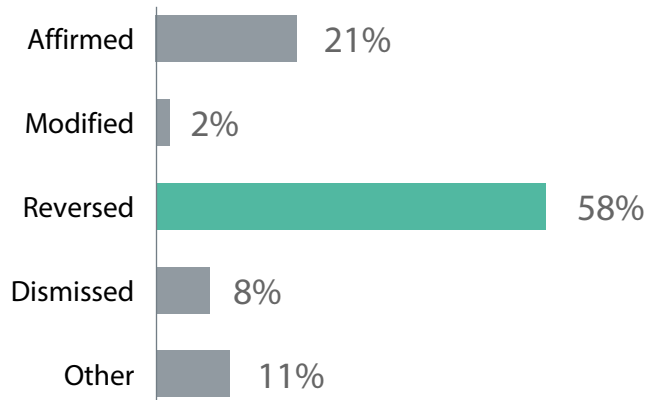


# Court-Level Trends

## Court of Criminal Appeals

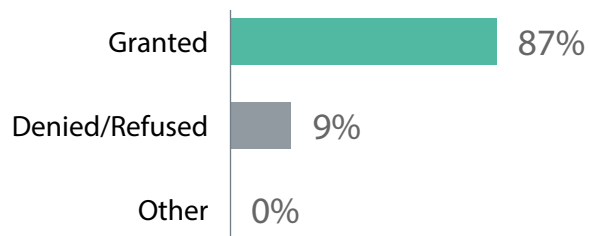
### Disposition of Granted Petitions for Discretionary Review

More than half of granted petitions for discretionary review were reversed.



### Disposition of Habeas Corpus & Extraordinary Matters (Filed & Set)

Habeas corpus relief was granted in most of the cases that were filed and set (granted review).

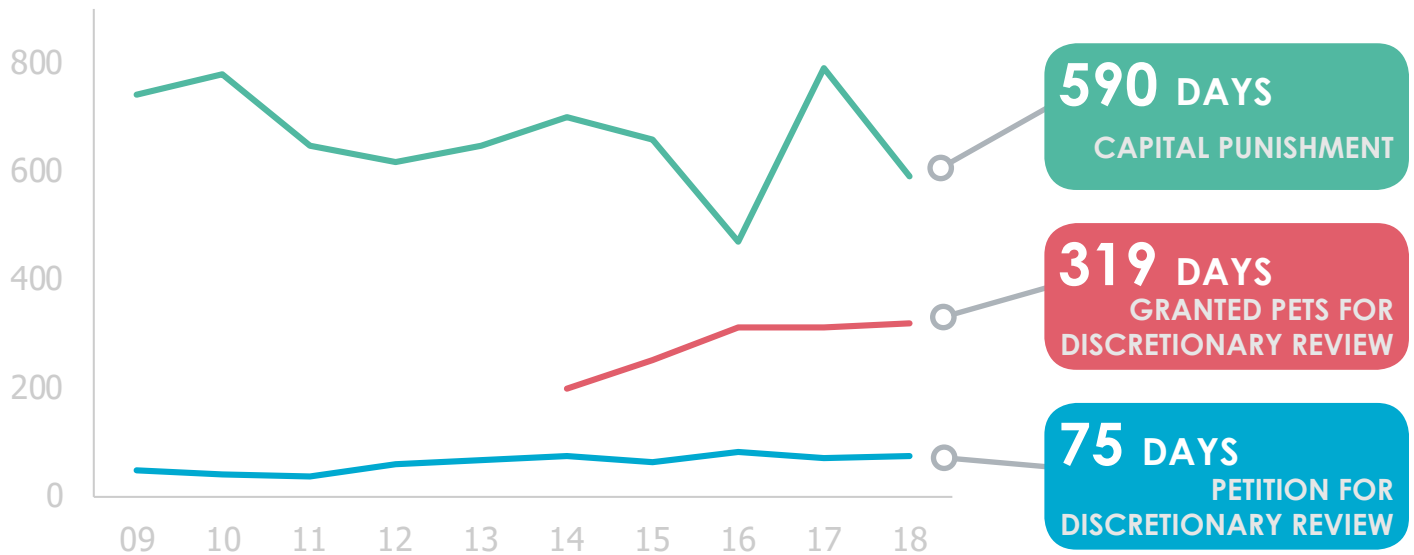


# Court-Level Trends

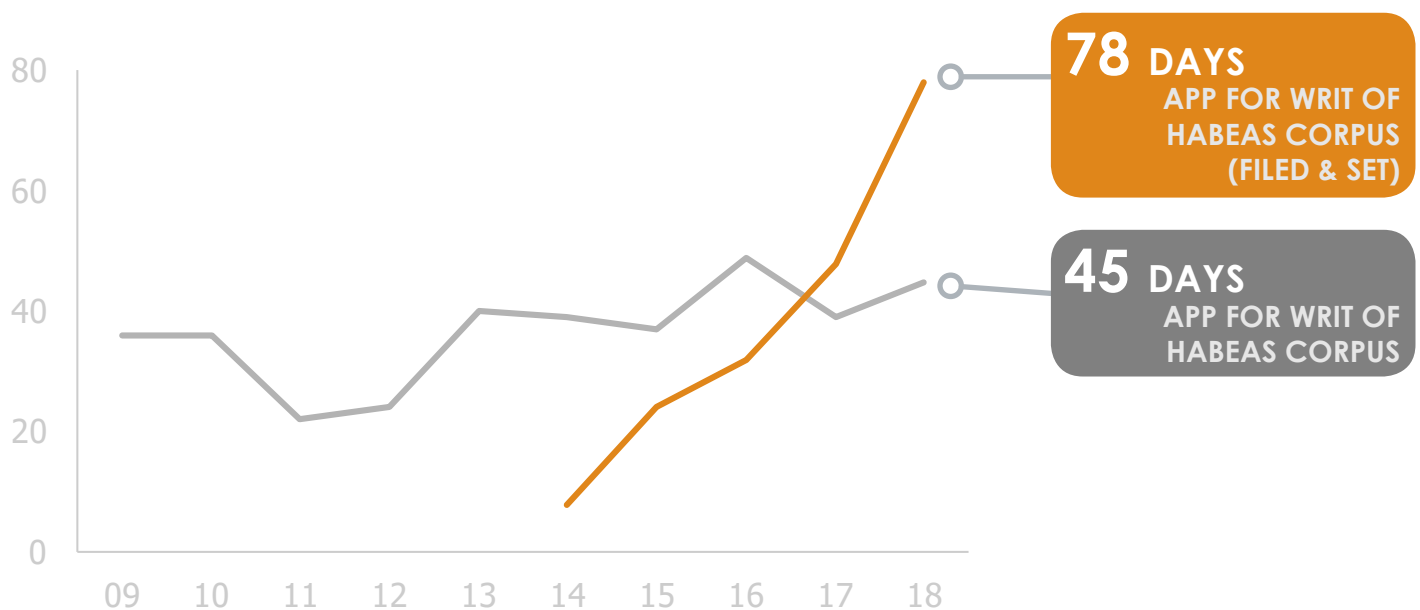
## Court of Criminal Appeals

### Case Processing Time in Days

In 2018, the average time from filing to disposition for cases involving capital punishment decreased to 590 days. Time to disposition for petitions for discretionary review increased slightly from the previous year.



The average time to disposition for habeas corpus applications also increased, particularly for the applications that were accepted for review.



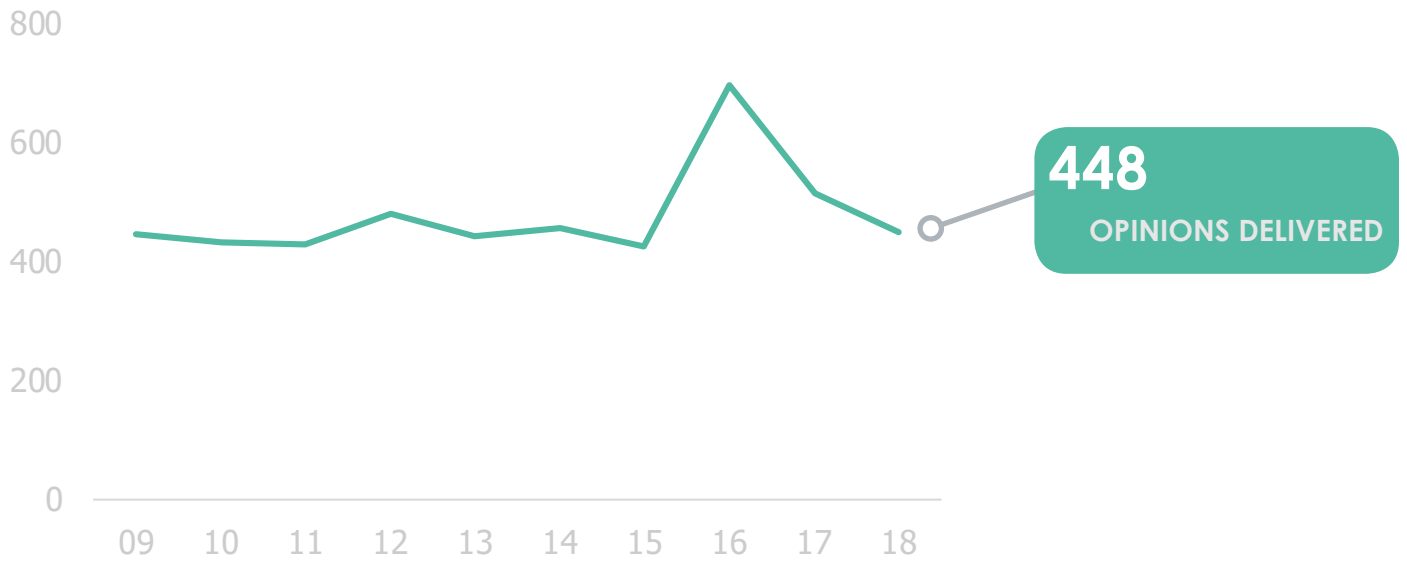
# Court-Level Trends

## Court of Criminal Appeals

### Opinions

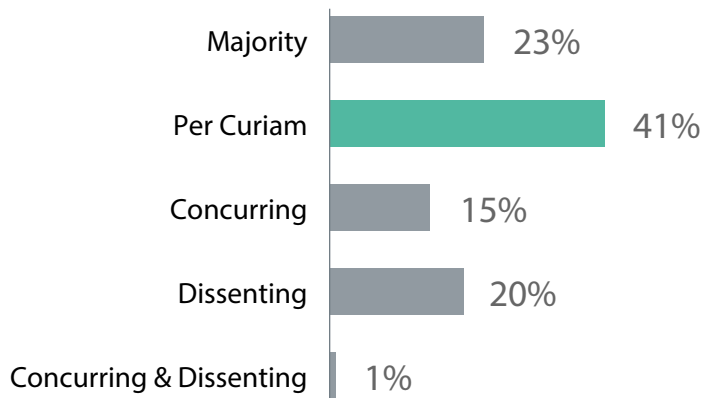
#### Opinions Delivered

After a significant spike in 2016, the number of opinions issued by the Court of Criminal Appeals returned to typical levels in 2018.



#### Opinions Issued in 2018

The largest share of opinions issued were per curiam.



# Court-Level Trends

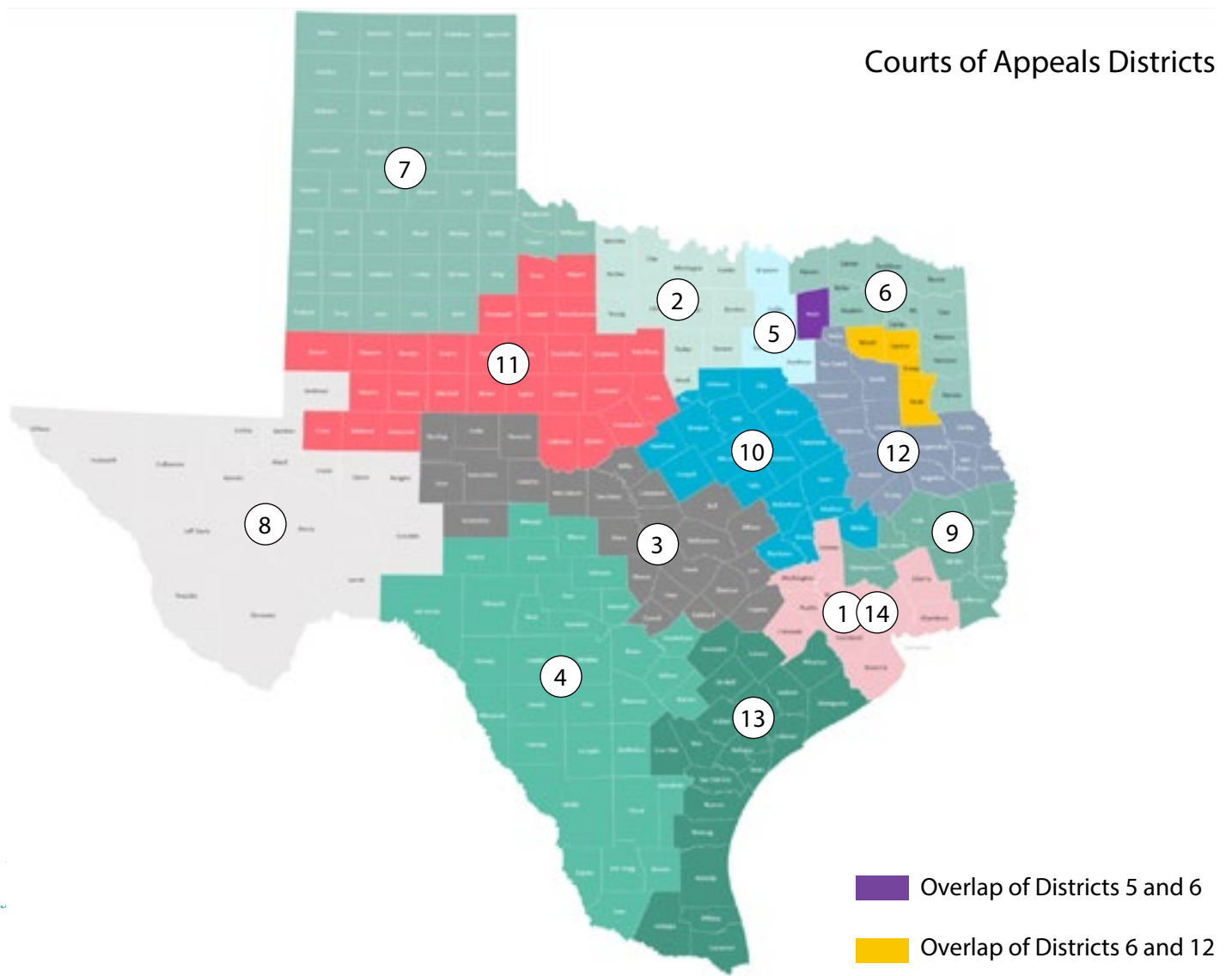
## Courts of Appeals

Each of the 14 courts of appeals has jurisdiction over appeals from the trial courts located in its respective district. The appeals heard in these courts are based upon the “record” (a written transcription of the testimony given, exhibits introduced, and the documents filed in the trial court) and the written and oral arguments of the appellate lawyers. The courts of appeals do not receive testimony or hear witnesses in considering the cases on appeal, but they may hear oral argument on the issues under consideration.

Courts are currently located in each of the following cities:

- Amarillo
- Austin
- Beaumont
- Corpus Christi/Edinburg
- Dallas
- Eastland
- El Paso
- Fort Worth
- San Antonio
- Texarkana
- Tyler
- Waco
- Houston (2)

Each of the courts has at least three justices—a chief justice and two associate justices. Eighty justices currently serve on the courts of appeals.

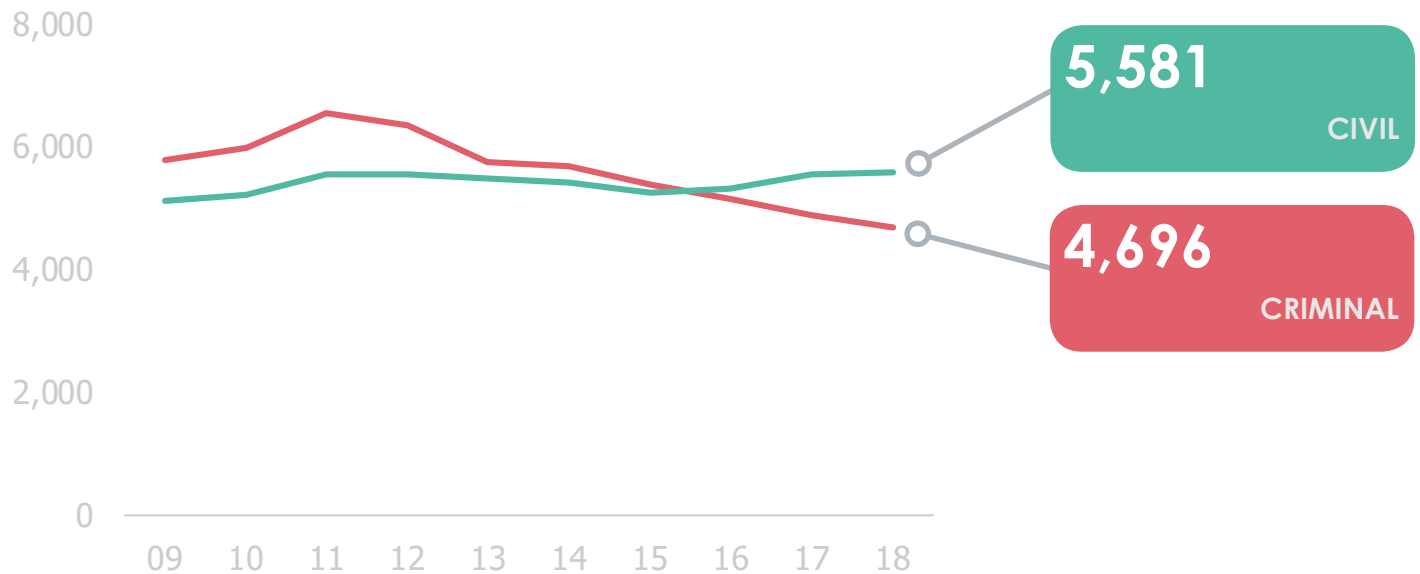


# Court-Level Trends

## Courts of Appeals

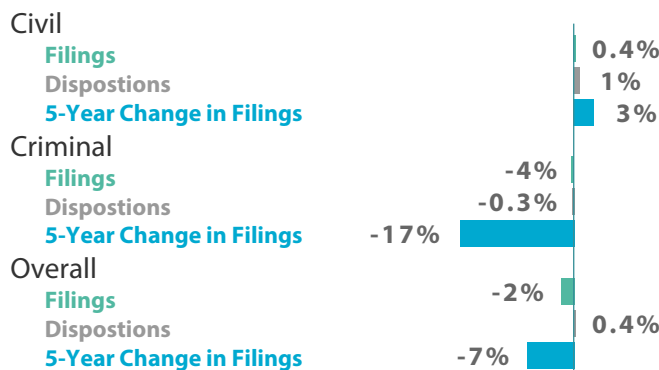
### Caseload and Outcomes

From 2011 to 2018, the number of criminal filings declined 39 percent to the lowest criminal filing rate since 1995. The number of civil cases added in 2018 was the highest civil filing rate in the history of the courts of appeals.



### Change from Previous Year

The number of civil cases filed and disposed of increased slightly from the previous year(s), while the number of criminal cases filed and disposed continued to decline.



### Clearance Rates

The courts' case clearance rates were at or above 100 percent for both civil and criminal cases.



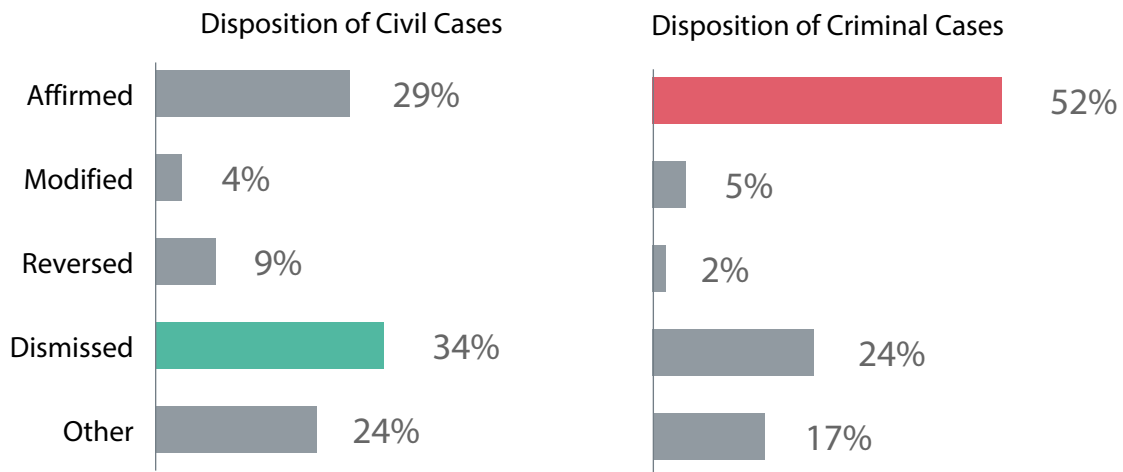


# Court-Level Trends

## Courts of Appeals

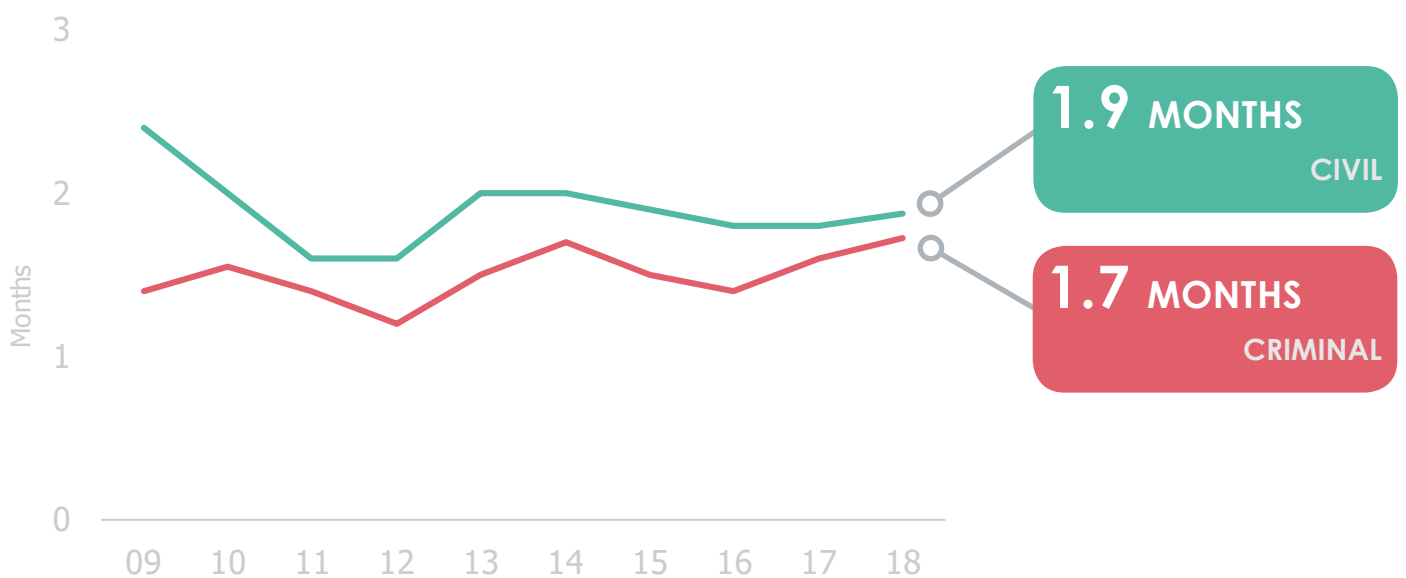
### Case Dispositions

In 2018, the largest share of civil cases was dismissed, while the largest share of criminal cases was affirmed.



### Case Processing Times in Months

The average time in months between submission and disposition for civil and criminal cases increased very slightly from the previous year.

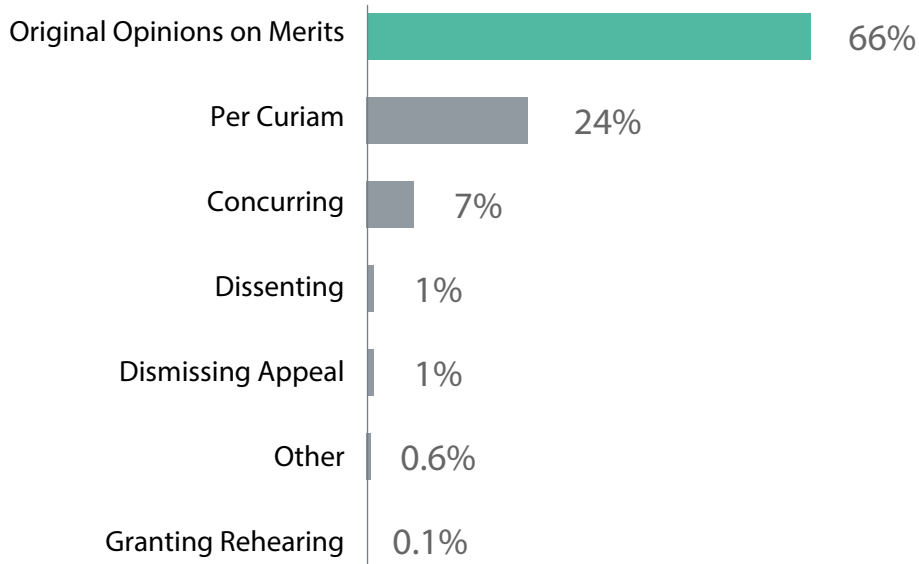


# Court-Level Trends

## Courts of Appeals

### Opinions

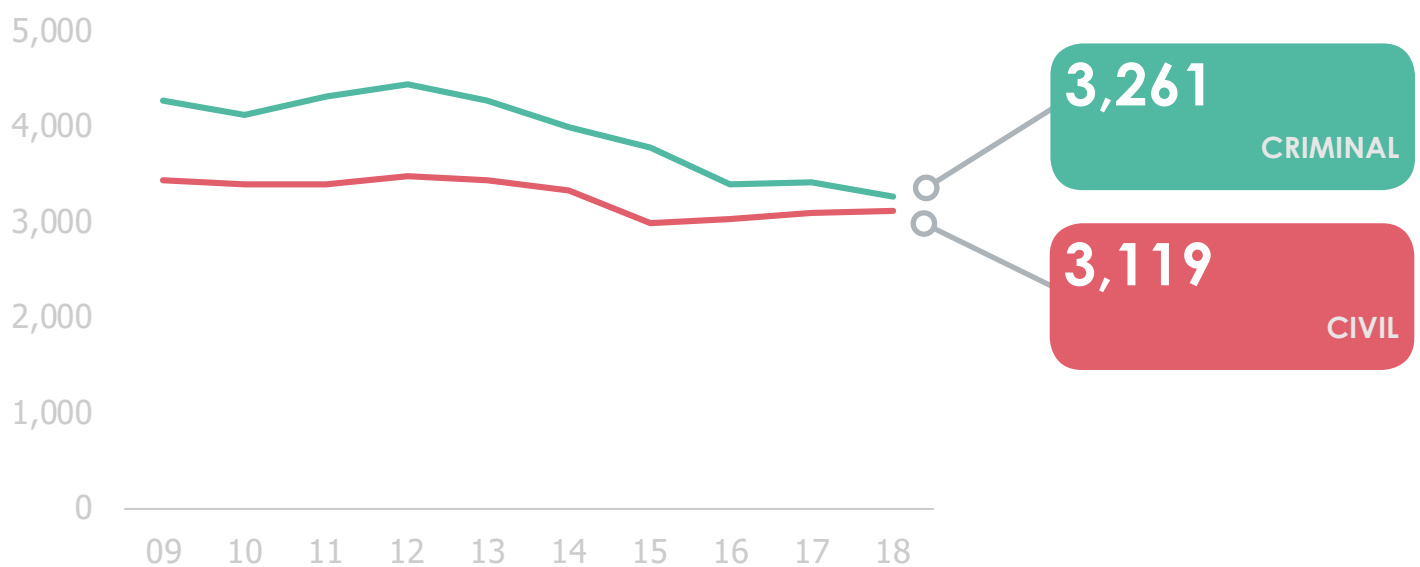
9,909 opinions were issued in 2018. Two-thirds of those opinions were on the merits.



Does not total to 100 percent due to rounding.

### Cases Pending at End of Year

The number of criminal appeals pending statewide decreased 5 percent from the previous year, while the number of civil appeals pending increased slightly over each of the last 3 years.



# Court-Level Trends

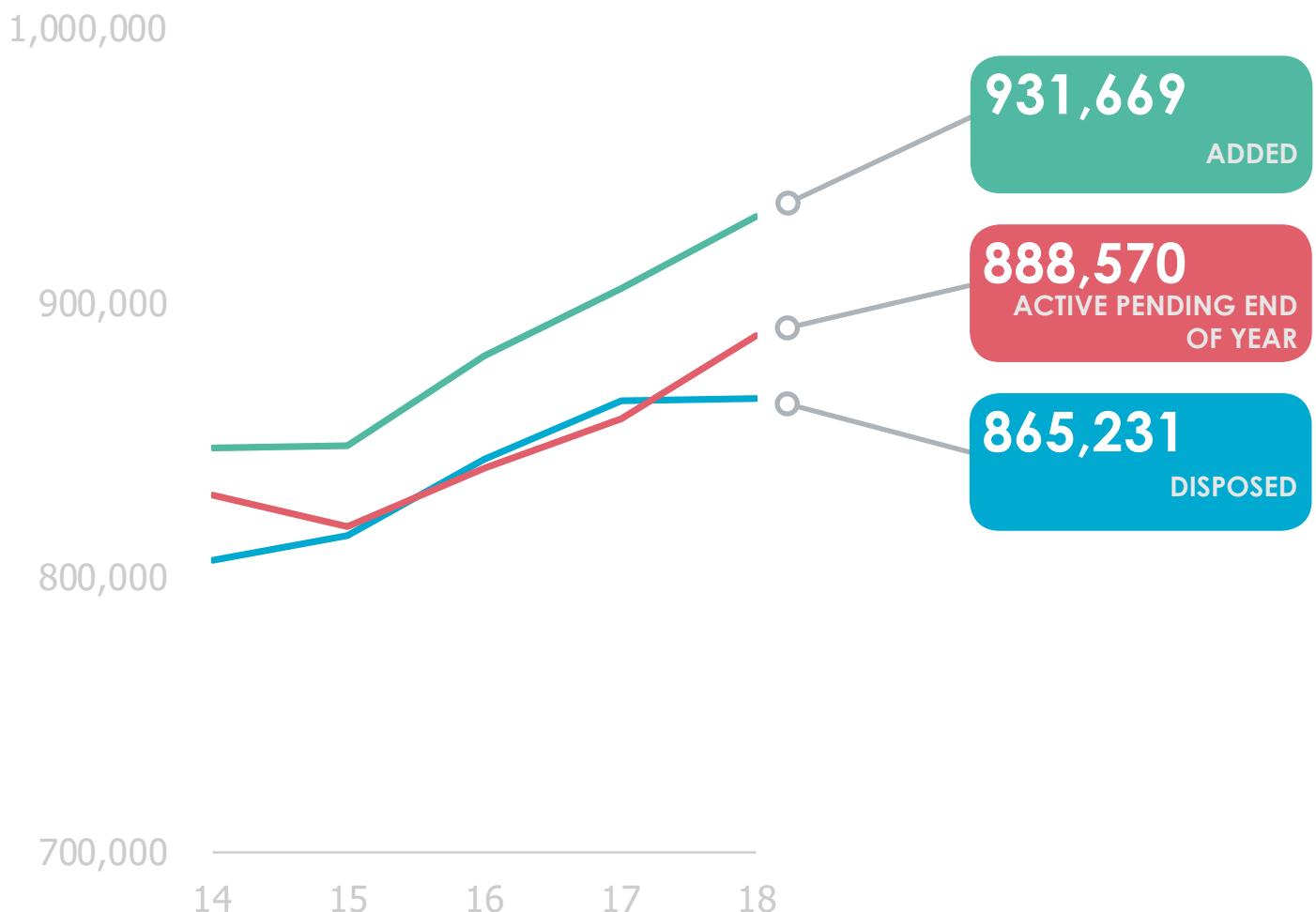
## District Courts

The district courts are the trial courts of general jurisdiction of Texas. In general, they have original jurisdiction in felony criminal cases, family law cases, and civil matters in which the amount of money or damages involved is \$200 or more. In counties having statutory county courts, the district courts generally have exclusive jurisdiction in civil cases where the amount in controversy is \$200,000 or more, and concurrent jurisdiction with the statutory county courts in cases where the amount in controversy exceeds \$500 but is less than \$200,000. The district courts also hear juvenile cases and contested matters in probate and guardianship cases. Most courts hear the full array of case types, but in the metropolitan areas there is a tendency for the courts to specialize in civil, criminal, family law, or juvenile matters.

The *geographical area* served by each court is established by the Legislature, but each county must be served by at least one district court. In sparsely populated areas of the state, several counties may be served by a single district court, while an urban county may be served by many district courts. In many locations, the geographical jurisdiction of two or more district courts is overlapping.

## Caseload and Outcomes

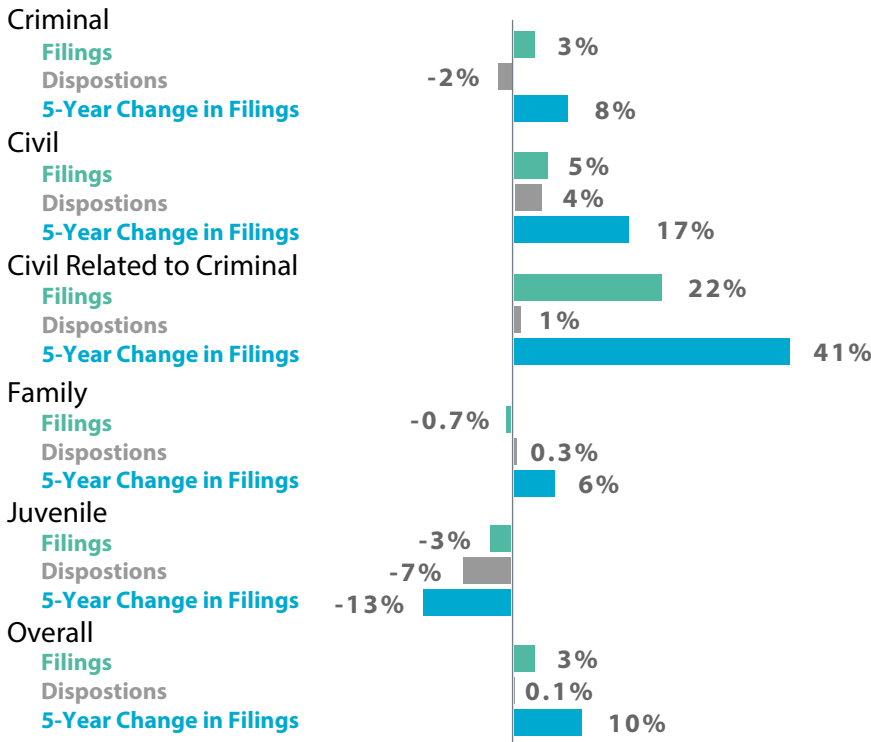
The number of cases filed increased over the last 4 years and the number of pending cases increased over the last 3 years. The number of cases disposed remained steady over the last year.



# Court-Level Trends

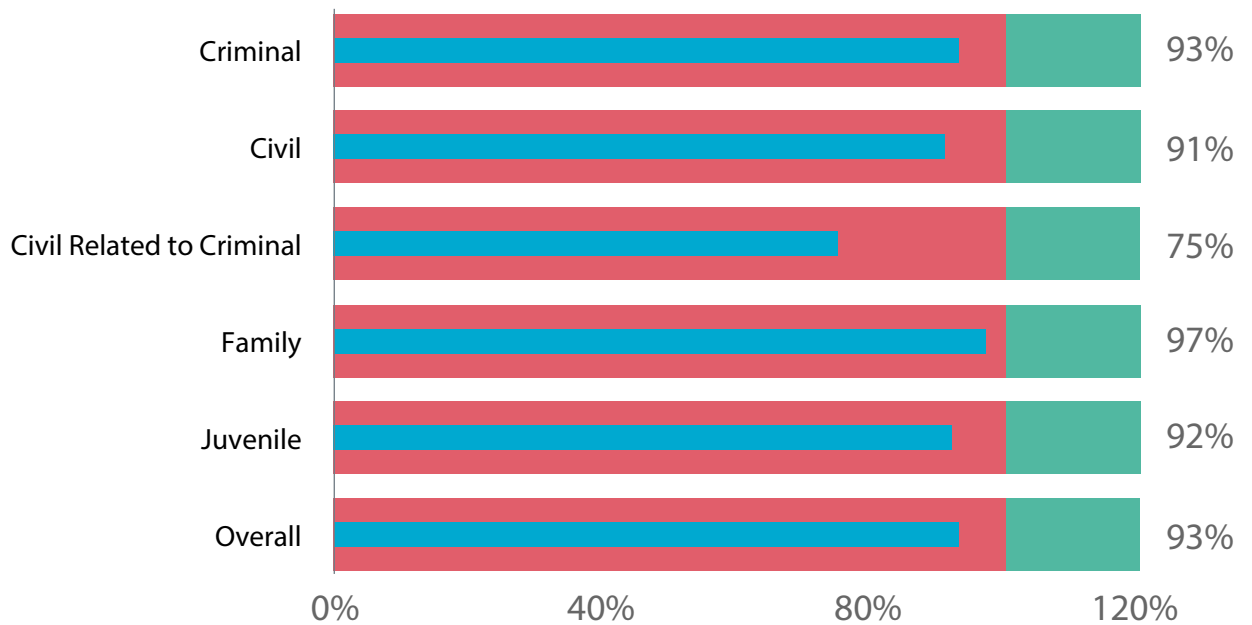
## District Courts

### Change in Filings



### Clearance Rates

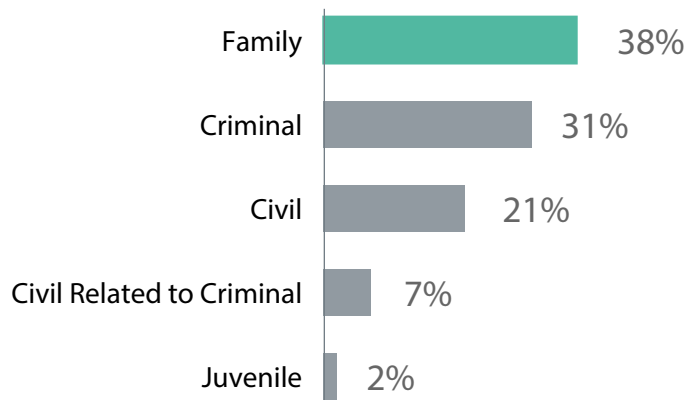
The clearance rates for cases in the district courts were all below 100 percent, indicating that backlogs were growing.



# Court-Level Trends

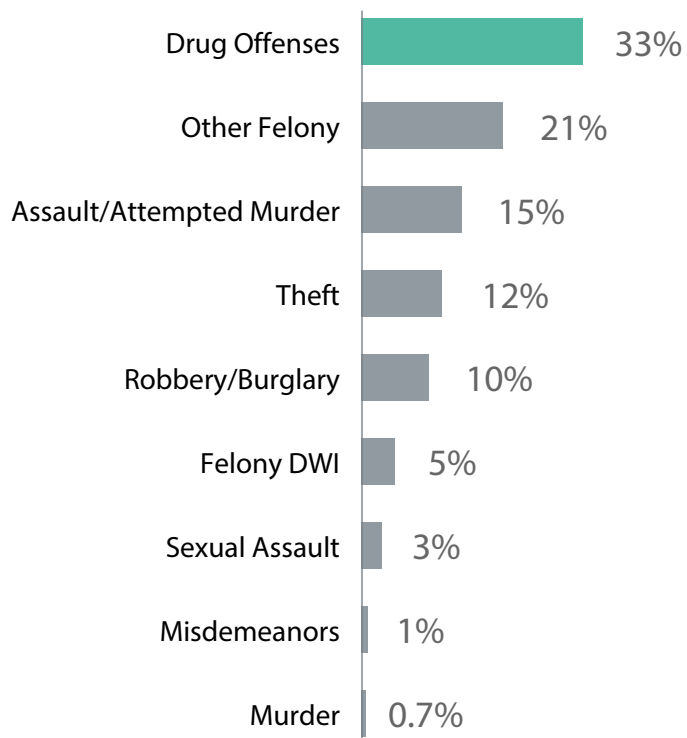
## District Courts

Nearly 40 percent of the 931,669 cases filed in district courts were family cases.



## Criminal Cases

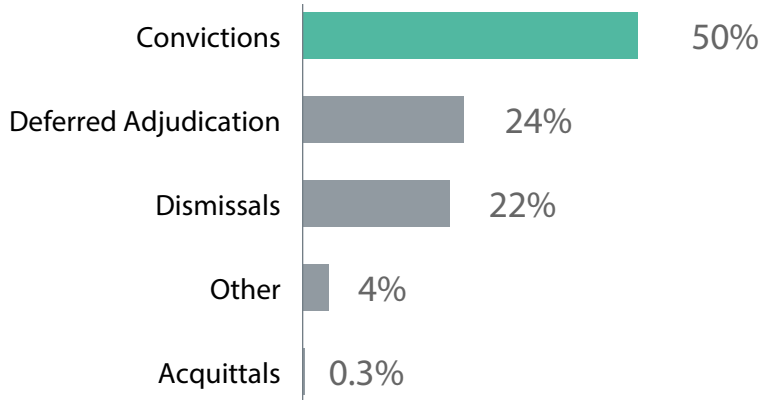
Drug cases accounted for one-third of the 291,426 criminal cases filed.



# Court-Level Trends

## District Courts

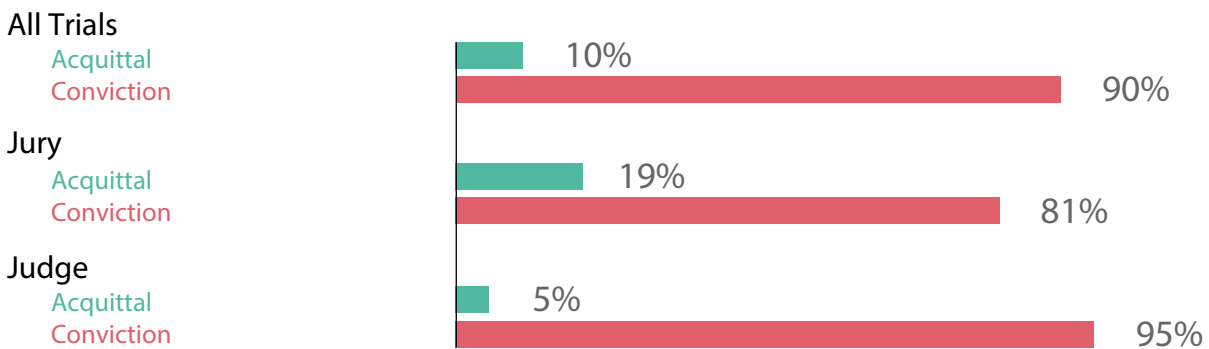
Convictions accounted for half of the 211,686 criminal cases disposed (excluding motions to revoke probation or community supervision).



Most convictions resulted from a guilty or no contest plea.



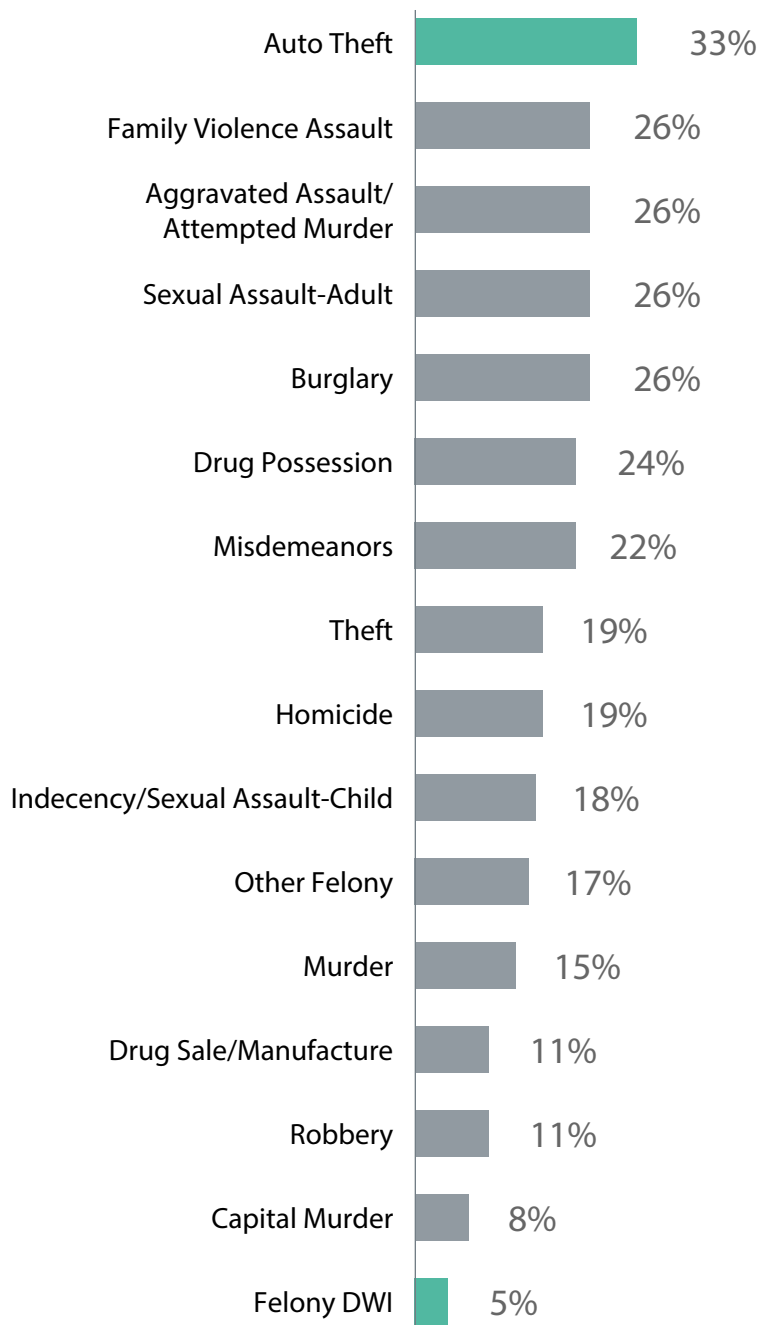
Most trials by judge and trials by jury resulted in conviction. Defendants were most likely to be acquitted after a jury trial.



# Court-Level Trends

## District Courts

Acquittal rates by a jury were highest in auto theft cases and lowest in felony DWI cases.

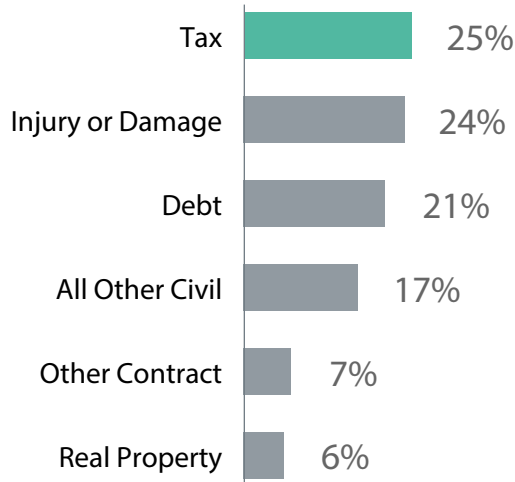


# Court-Level Trends

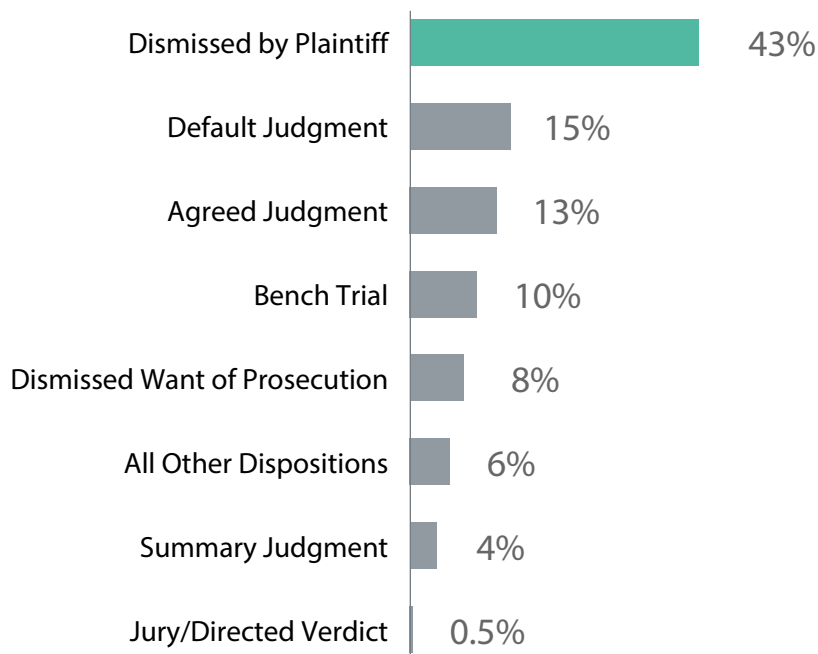
## District Courts

### Civil Cases

Excluding the nearly 62,000 civil cases related to criminal matters, tax cases accounted for the largest share of the other 199,992 civil cases filed.



Excluding civil cases related to criminal matters, more than 40 percent of the 180,716 cases disposed of were dismissed by the plaintiff.



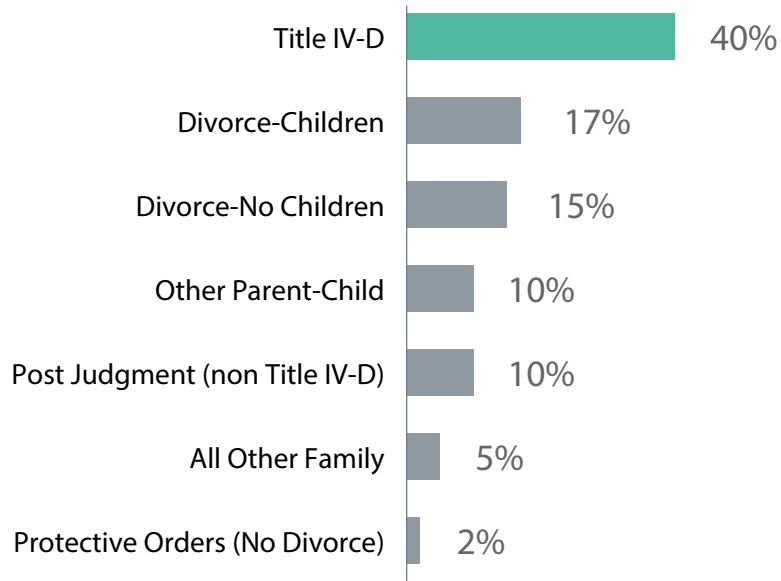


# Court-Level Trends

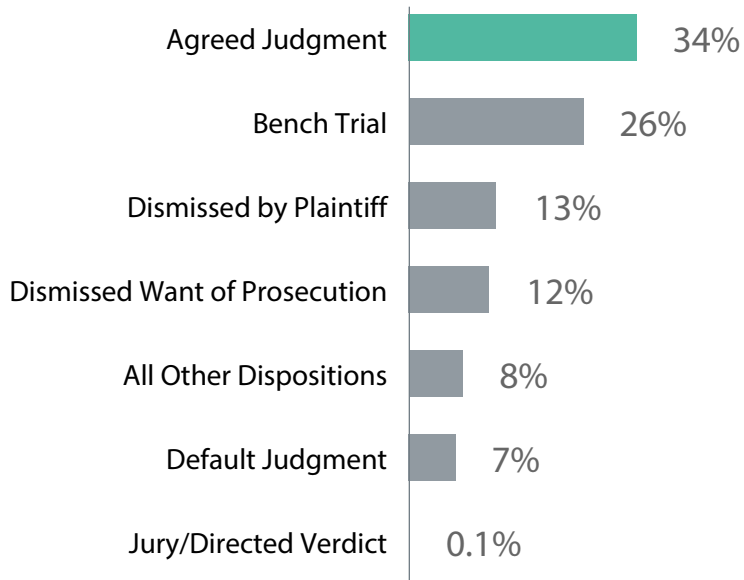
## District Courts

### Family Cases

Title IV-D (child support) cases accounted for 40 percent of the 357,310 family cases filed.



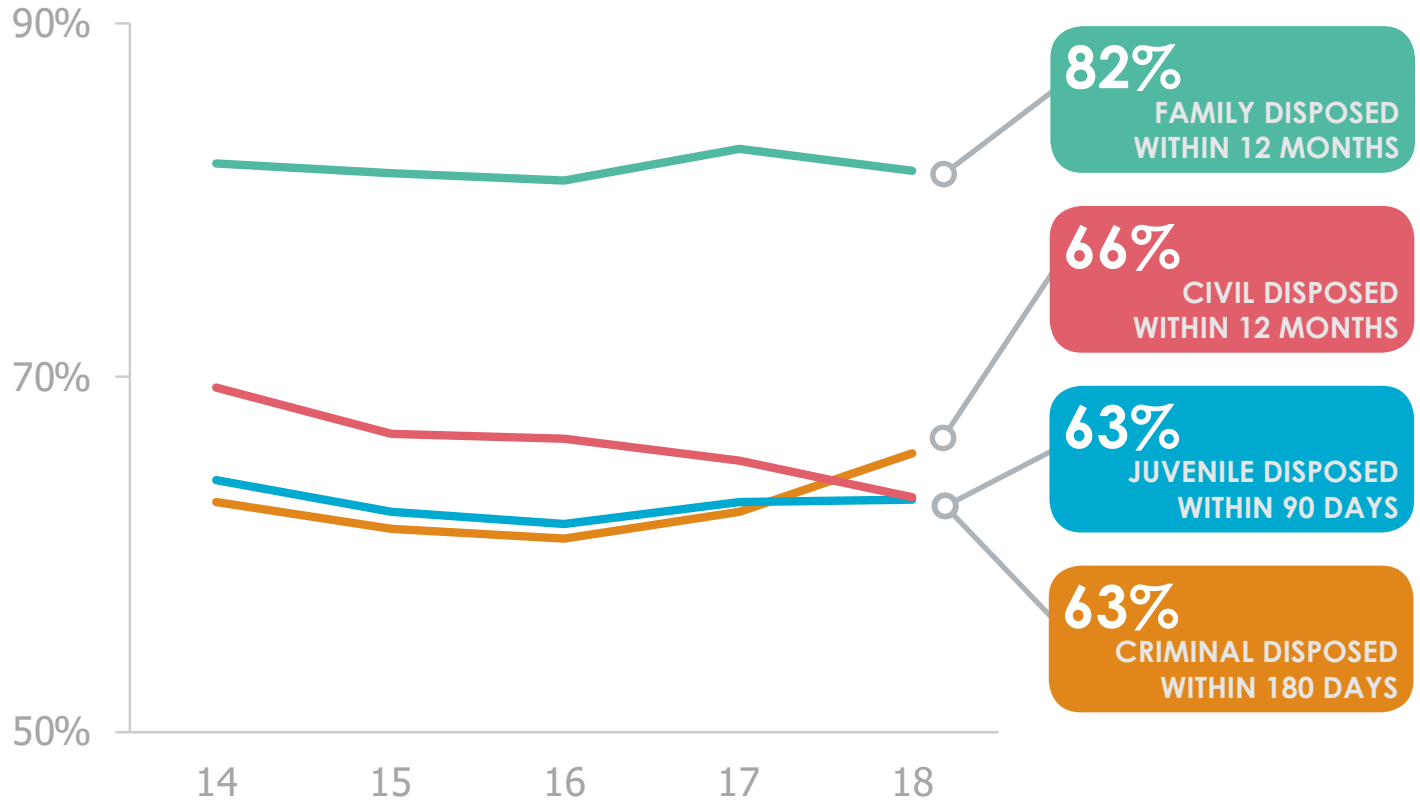
Agreed judgments accounted for the largest share of the 342,813 family cases disposed.



# Court-Level Trends

## District Courts

The percentage of juvenile cases disposed within 60 days decreased for the 7th year in a row, while the percentage of civil cases disposed within 12 months increased over the last 2 years. The percentage of criminal cases disposed within 180 days and percentage of family cases disposed within 12 months remained steady.



# Court-Level Trends

## Statutory County Courts

### STATUTORY COUNTY COURTS (COUNTY COURTS AT LAW)

Because the Constitution limits each county to a single county court, the Legislature has created statutory county courts at law in more populous counties to aid the single county court in its judicial functions. Statutory county courts have jurisdiction over all causes and proceedings prescribed by law for constitutional county courts.

In general, statutory county courts that exercise civil jurisdiction concurrent with the constitutional county court also have concurrent civil jurisdiction with the district courts in: 1) civil cases in which the matter in controversy exceeds \$500 but does not exceed \$200,000 and 2) appeals of final rulings and decisions of the Texas Workers' Compensation Commission. However, the actual jurisdiction of each statutory county court varies considerably according to the statute under which it was created. Some statutory county courts have been established to exercise subject-matter jurisdiction only in specific fields, such as civil, criminal, or appellate cases (from justice or municipal courts). The jurisdiction of a few courts includes limited felony cases.

In 2018, 89 of the state's 254 counties had at least one county court at law in operation. There was also one court that served three counties.

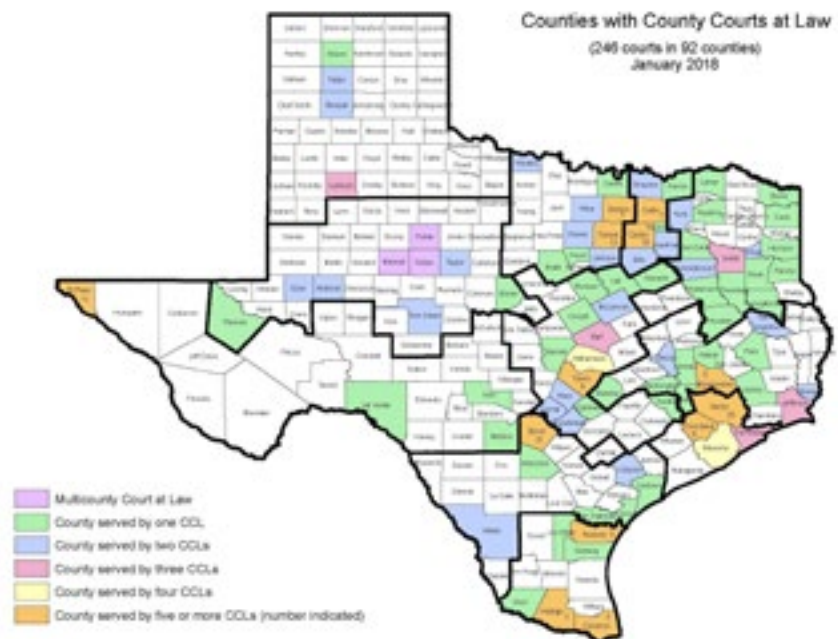
### STATUTORY PROBATE COURTS

The Legislature has created specialized probate courts in the more populous counties to hear probate matters exclusively. Statutory probate courts have original and exclusive jurisdiction over their counties' probate matters, guardianship cases, and mental health commitments.

Statutory probate courts are established in 10 of the state's 15 largest metropolitan areas.

*Statutory probate courts are located in the following counties:*

- Bexar
- Collin
- Dallas
- Denton
- Galveston
- El Paso
- Harris
- Hidalgo
- Tarrant
- Travis

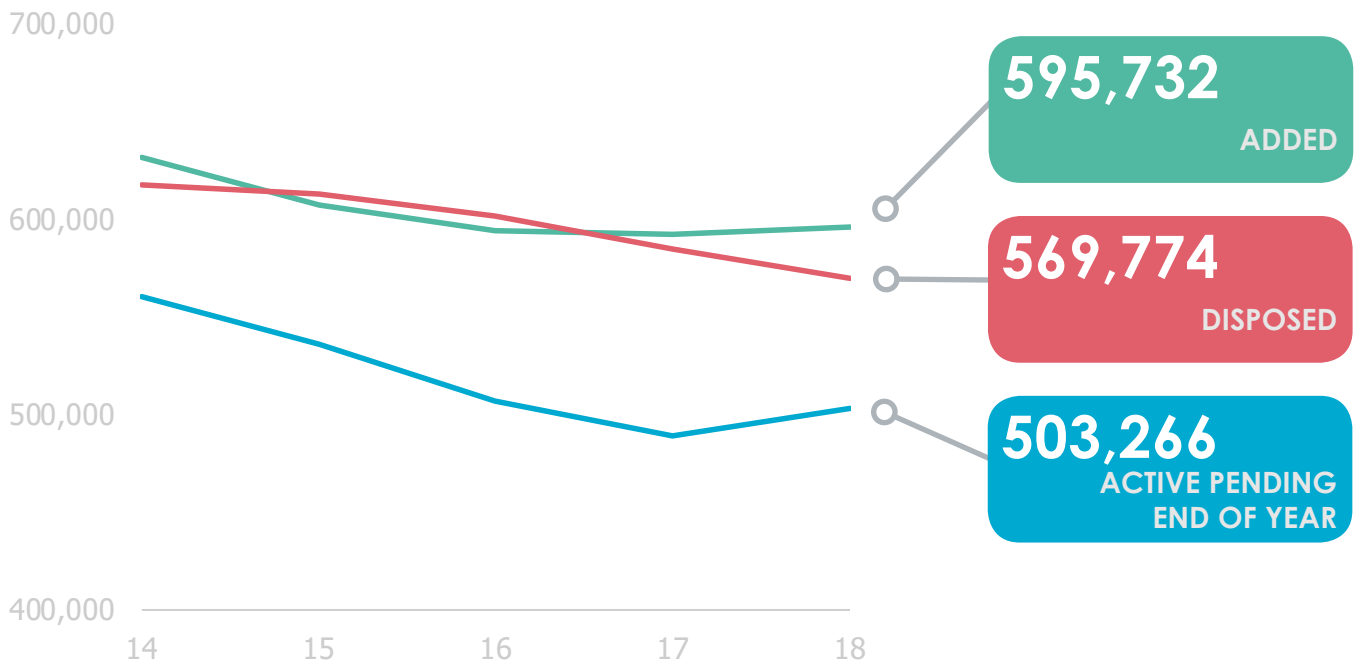


# Court-Level Trends

## Statutory County Courts

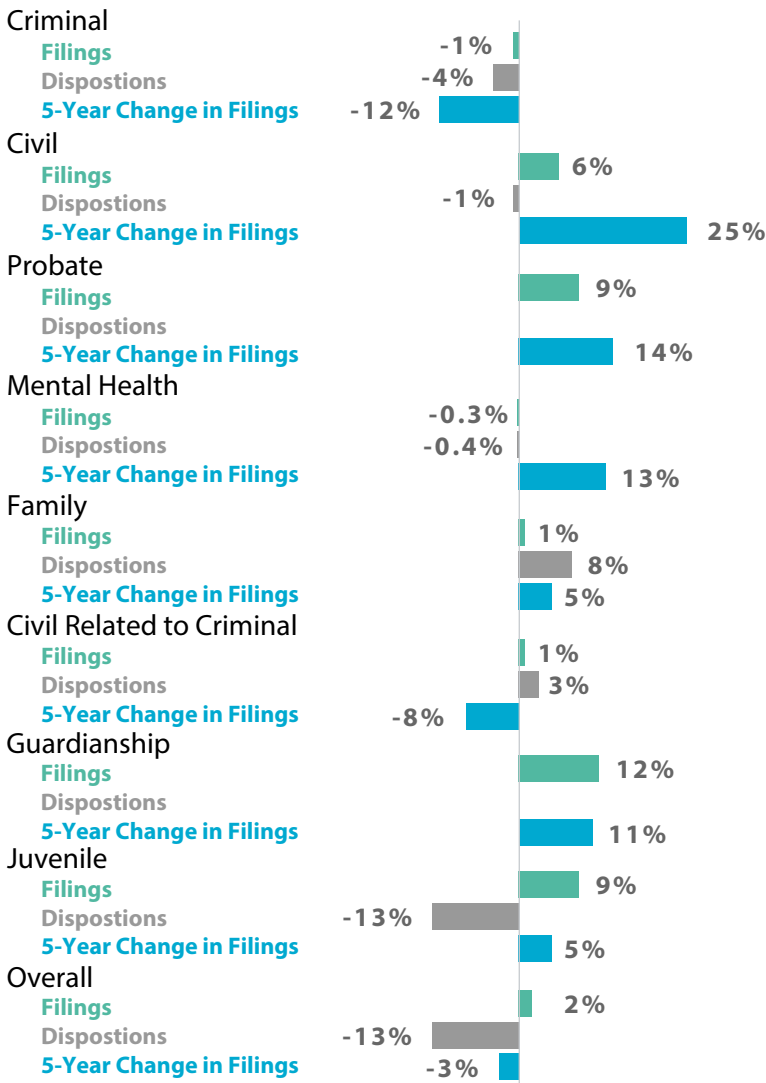
### Caseload and Outcomes

The numbers of filings increased, and the number of dispositions decreased, from the previous year, resulting in an increase of pending cases at the end of 2018.



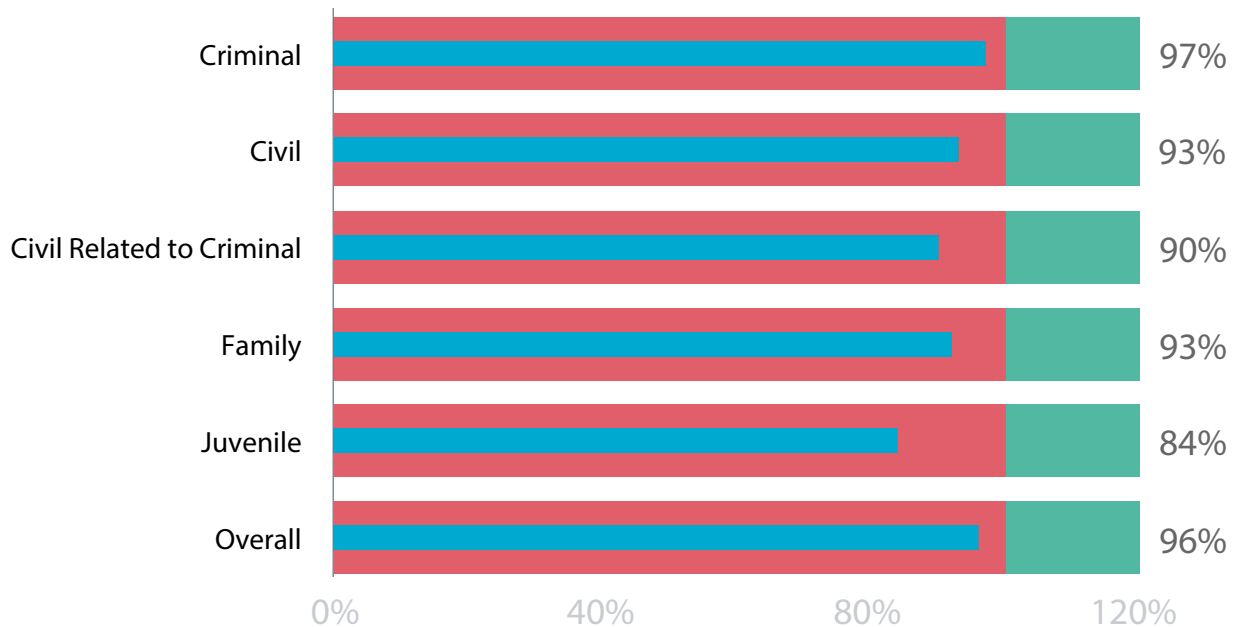
# Court-Level Trends

## Statutory County Courts



Data on probate and guardianship case dispositions are not collected.

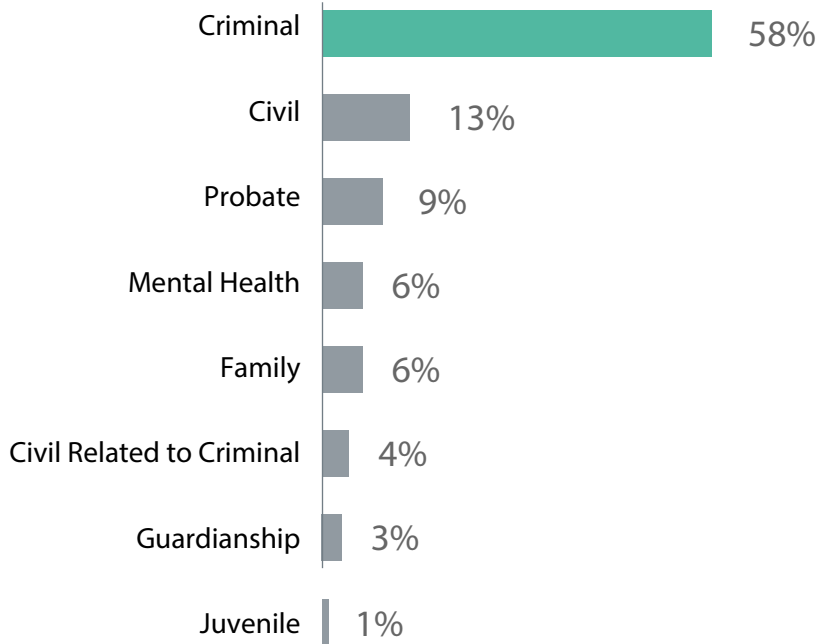
The clearance rates in all case types were less than 100 percent, indicating growing backlogs.



# Court-Level Trends

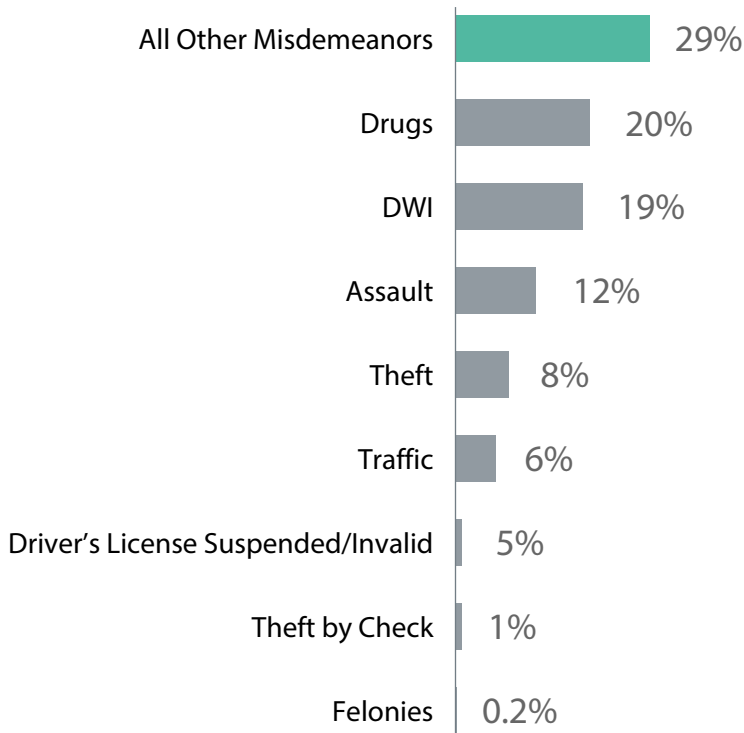
## Statutory County Courts

A majority of the 727,522 cases filed in statutory county courts were criminal cases.



## Criminal Cases

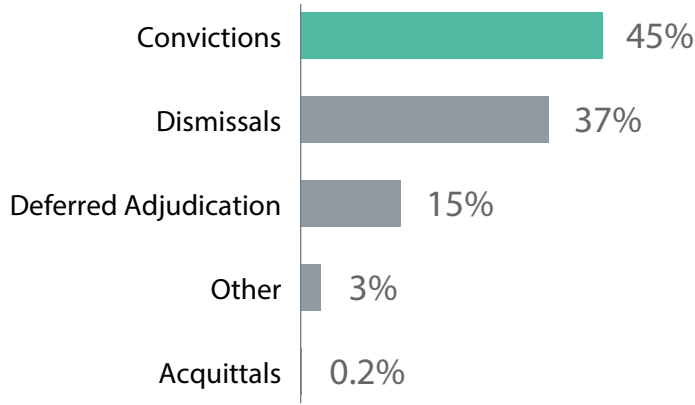
"All other misdemeanor" cases accounted for nearly 30 percent of the 419,067 criminal cases filed.



# Court-Level Trends

## Statutory County Courts

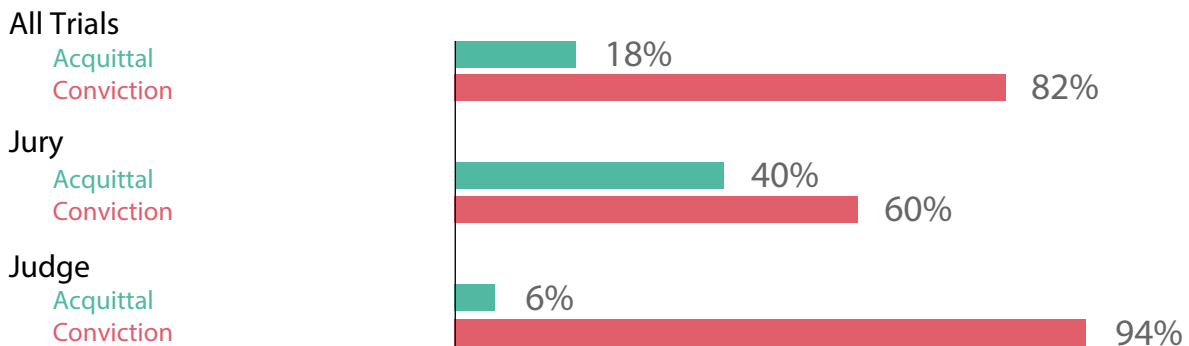
Convictions accounted for 45 percent of the 375,033 criminal cases disposed (excluding motions to revoke probation or community supervision).



Most convictions resulted from a guilty or no contest plea.



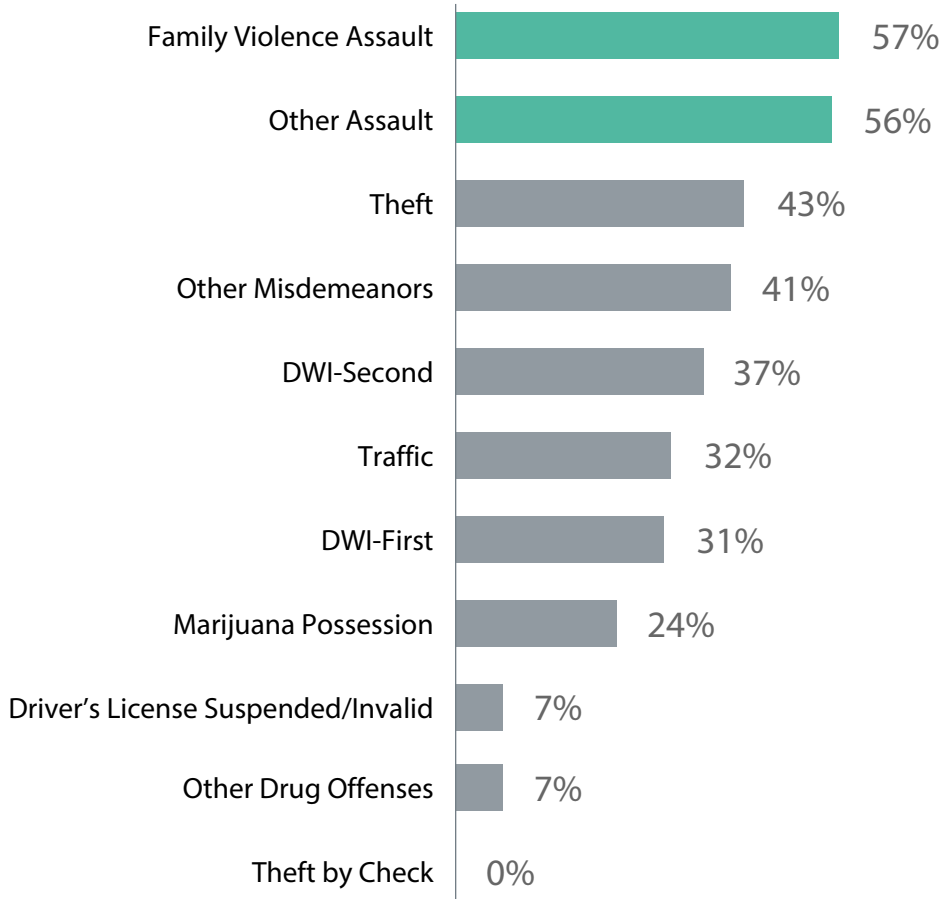
Most trials resulted in conviction. Defendants were more likely to be acquitted in jury trials.



# Court-Level Trends

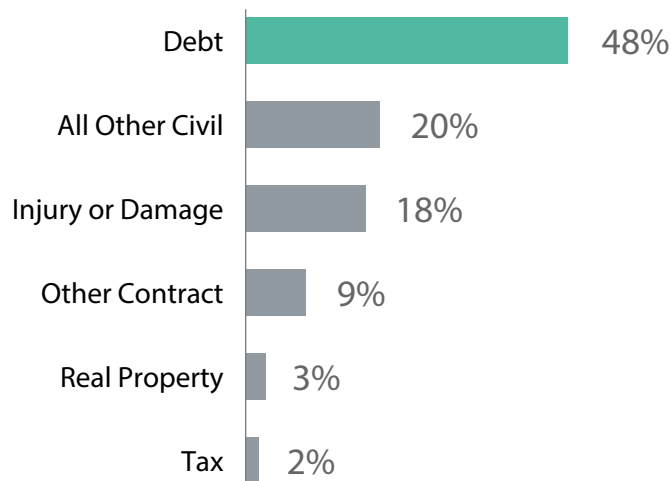
## Statutory County Courts

Acquittal rates by a jury were the highest in family violence assault and other assault cases and lowest in theft by check.



## Civil Cases

Excluding the more than 32,000 civil cases related to criminal matters (i.e., bond forfeiture, occupational license, nondisclosure, and other matters), debt cases accounted for nearly half of the 95,261 other civil cases filed.

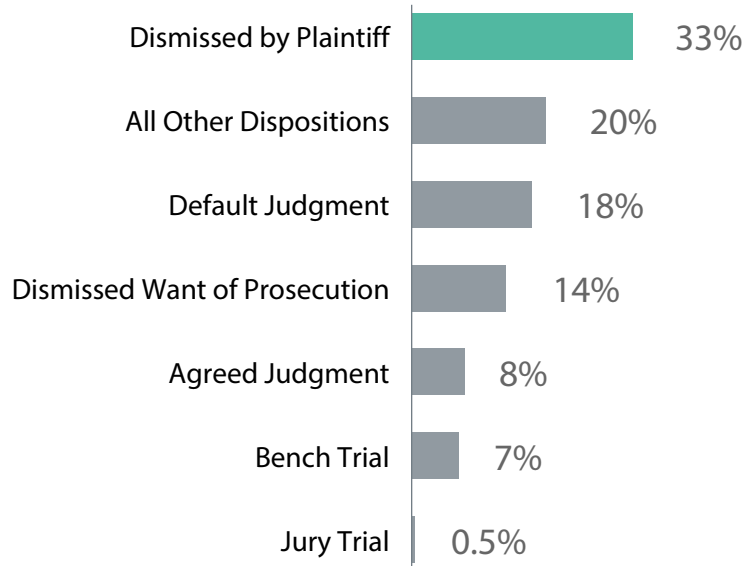




# Court-Level Trends

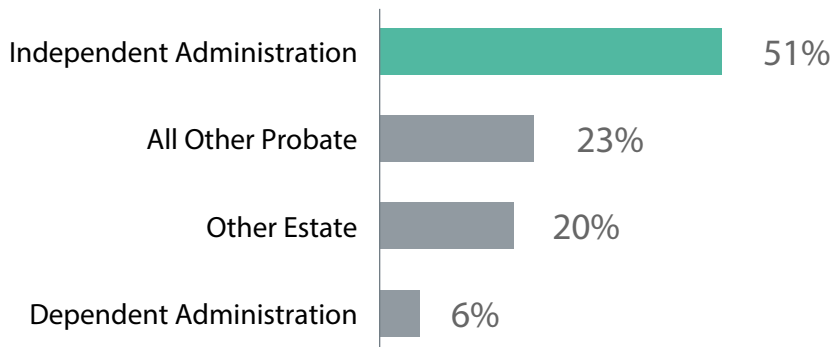
## Statutory County Courts

Excluding civil cases related to criminal matters, one-third of the 88,916 cases disposed of were dismissed by the plaintiff.



## Probate and Guardianship Cases

More than half of the 68,208 probate cases filed were estate cases involving an application for independent administration.



Most of the 18,717 guardianship cases filed in 2018 related to the guardianship of an adult.

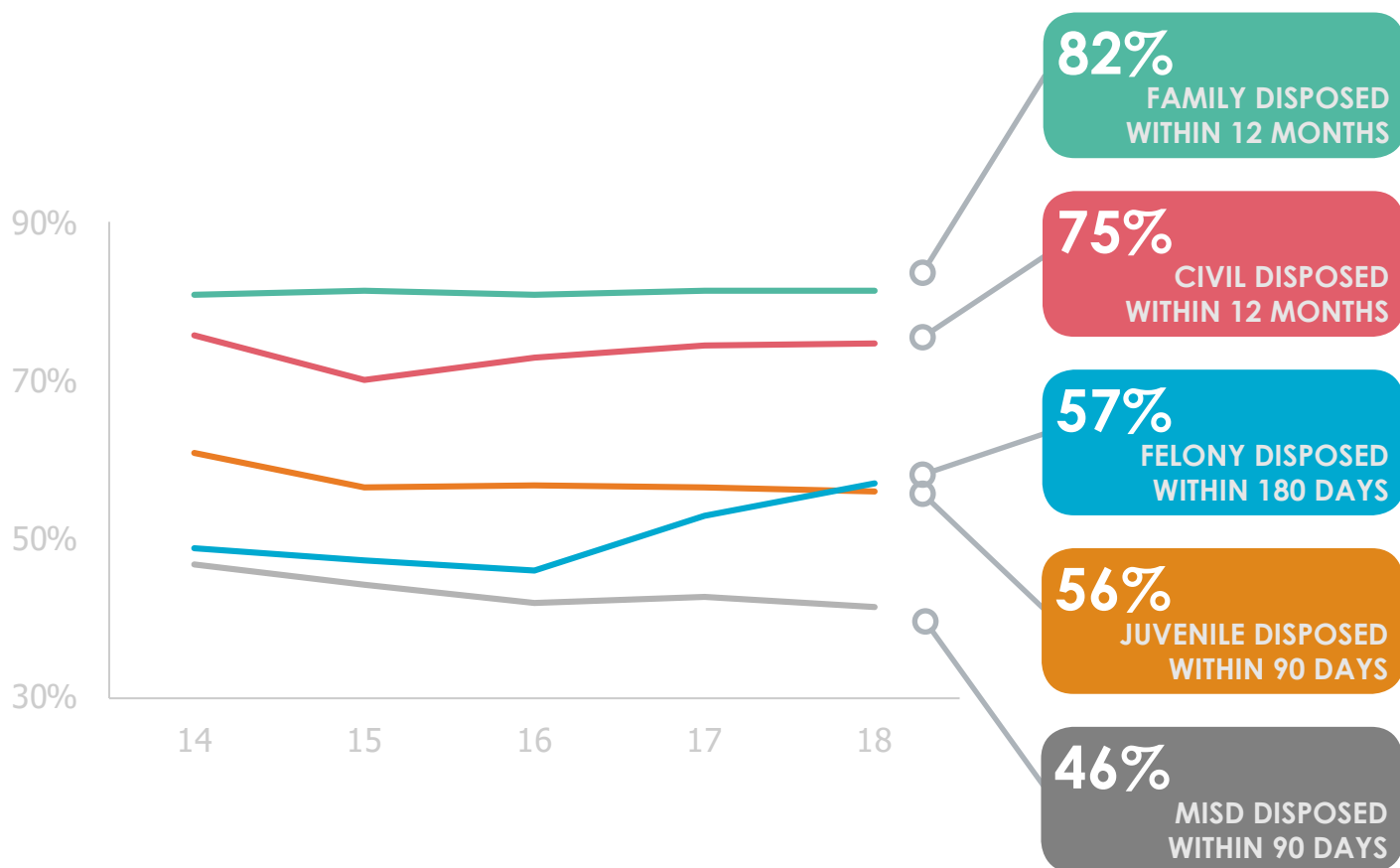


# Court-Level Trends

## Statutory County Courts

### Case Processing Times

The percentage of juvenile cases disposed within 90 days and the percentage of misdemeanor cases disposed within 90 months decreased slightly, while the percentage of civil cases disposed within 12 months increased very slightly. The percentage of felony cases disposed within 180 days increased notably, while the percentage of family cases disposed within 12 months remained steady.



# Court-Level Trends

## Constitutional County Courts

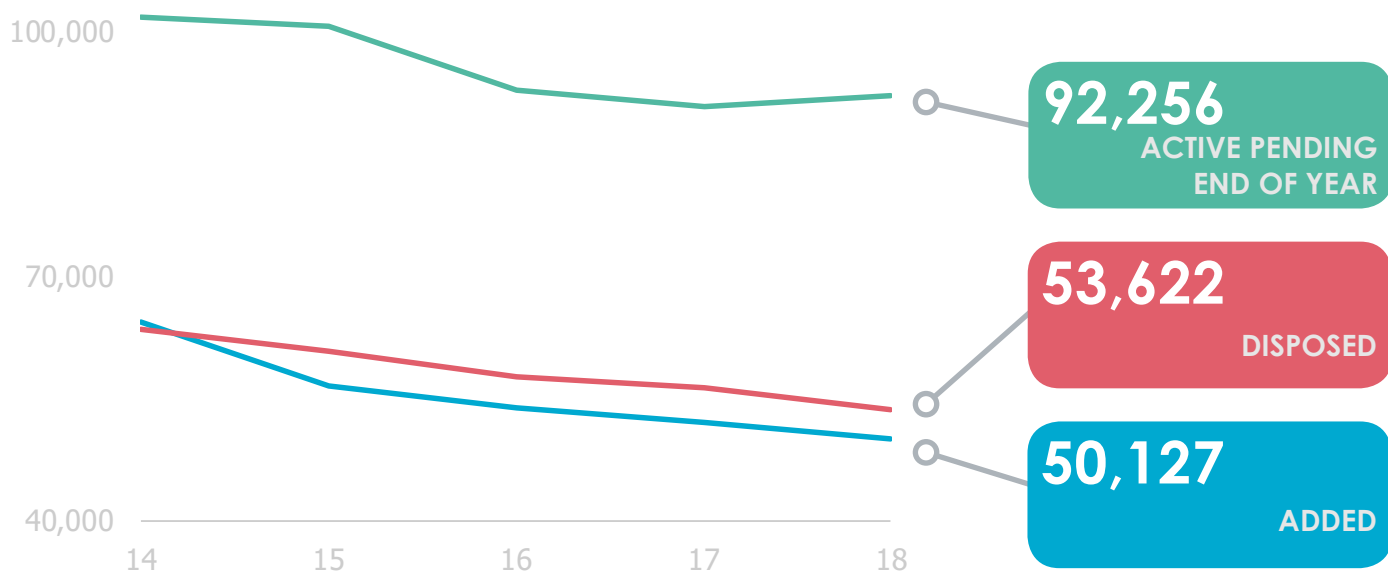
### CONSTITUTIONAL COUNTY COURTS

The Texas Constitution provides for a county court in each of the 254 counties of the state, though not all courts have a judicial function. In the more populous counties, the county judge may devote his or her full attention to the administration of county government. In 2018, the county judge in 43 counties either had no judicial function or assisted only on an as-needed basis with cases filed in another court.

The constitutional county courts have original jurisdiction over all criminal cases involving Class A and Class B misdemeanors, other than those involving official misconduct, where punishment for the offense is by fine exceeding \$500 or a jail sentence not to exceed one year. These courts have jurisdiction in civil cases where the matter in controversy is between \$200 and \$10,000, as well as in juvenile, probate, guardianship, and mental health cases. The courts typically also have appellate jurisdiction in cases appealed from justice of the peace and municipal courts.

### Caseload and Outcomes

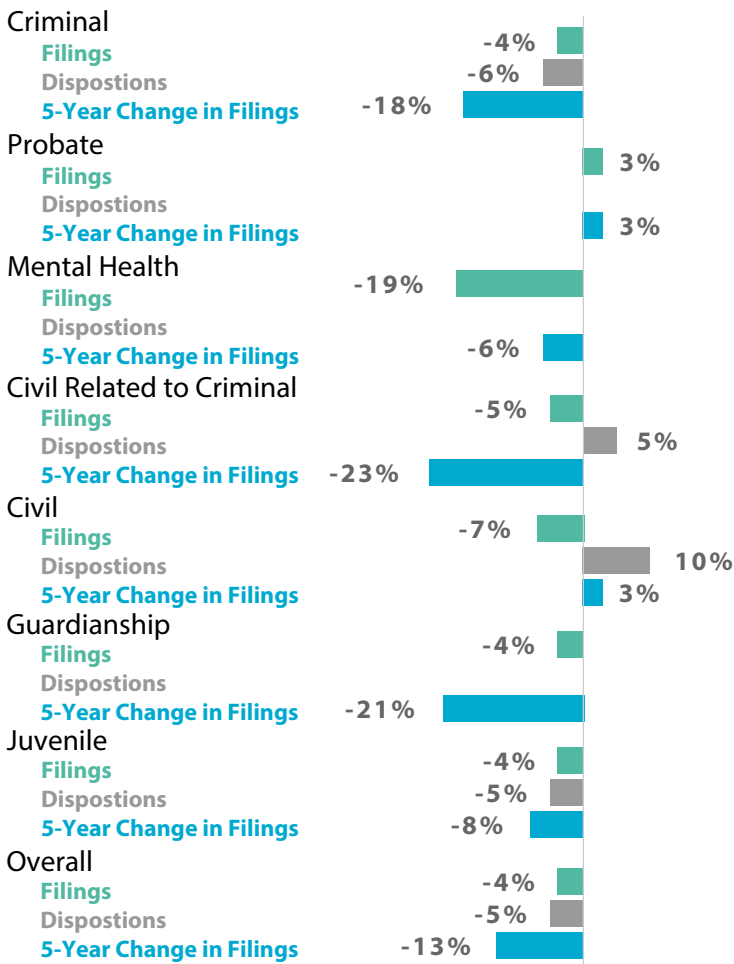
The numbers of filings and dispositions declined over the last 5 years, but the number of pending cases increased.



# Court-Level Trends

## Constitutional County Courts

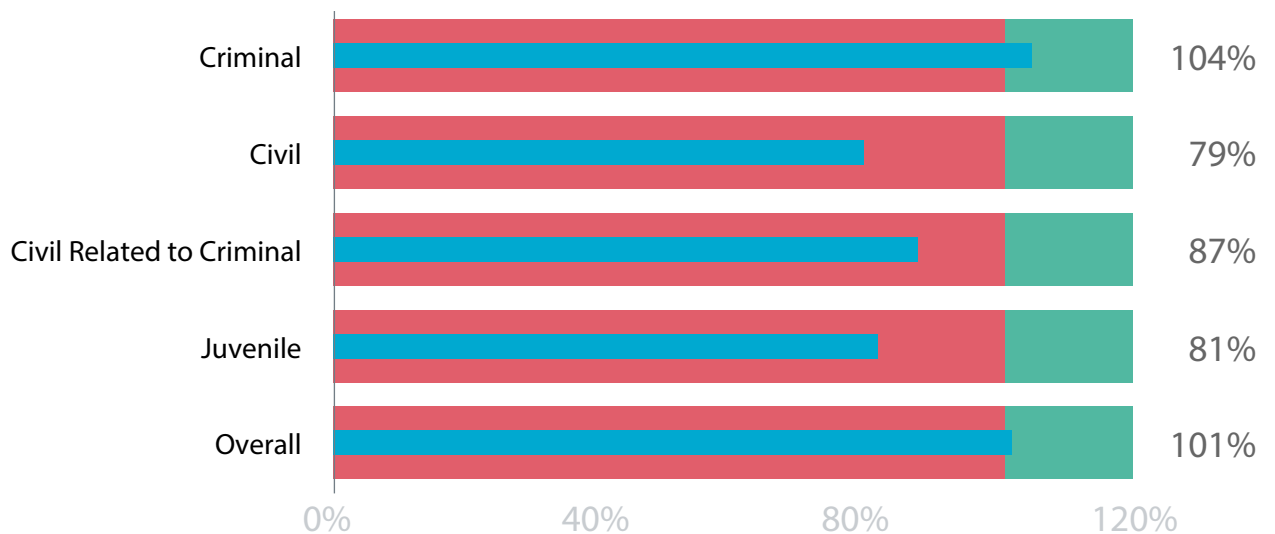
### Change from Previous Year



Data on probate and guardianship case dispositions are not collected.

### Clearance Rates

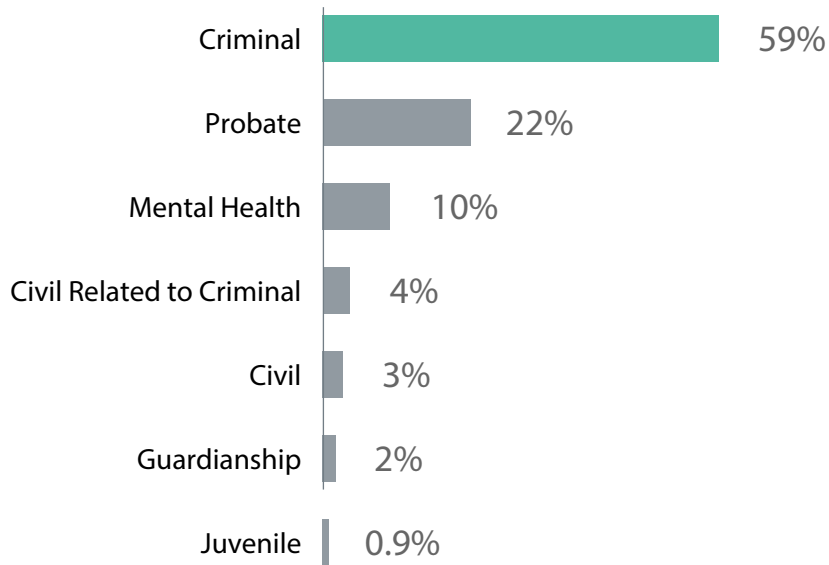
The case clearance rate exceeded 100 percent in criminal cases but was significantly lower in the other case types.



# Court-Level Trends

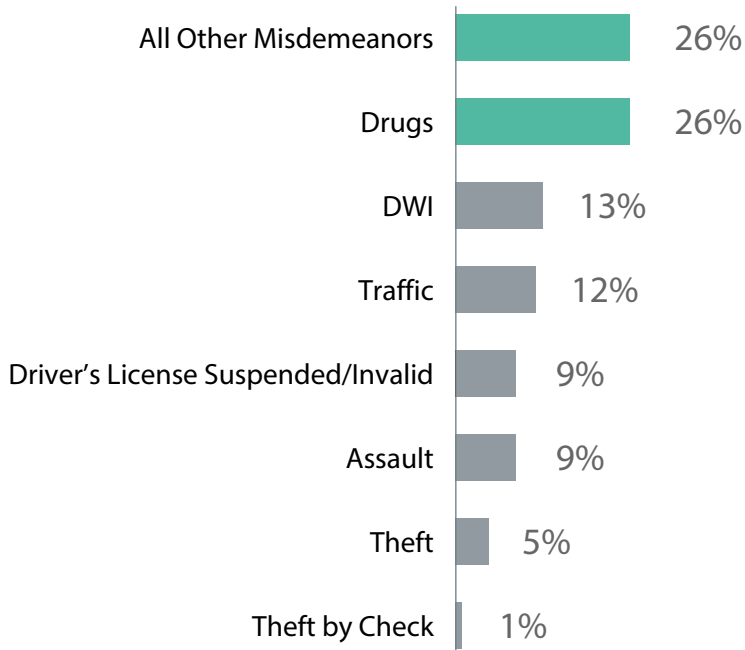
## Constitutional County Courts

The majority of the 79,605 cases filed in constitutional county courts were criminal cases.



### Criminal Cases

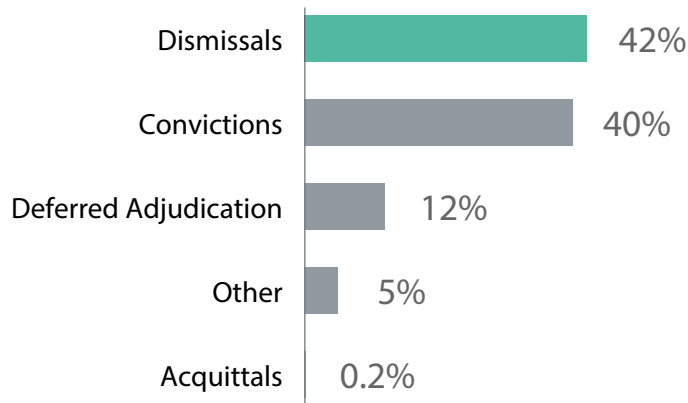
"All other misdemeanor" cases accounted for more than one-quarter of the 46,859 misdemeanor cases filed, and drug cases accounted for another quarter.



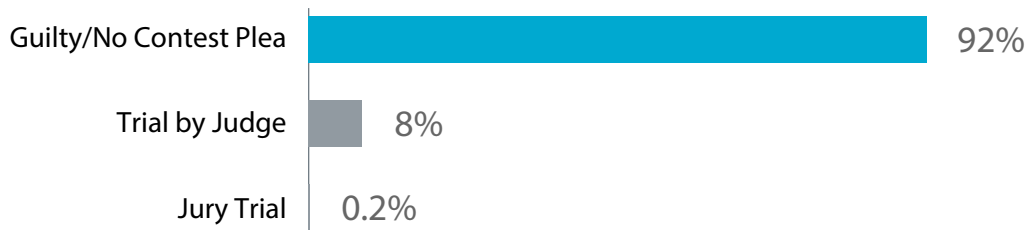
# Court-Level Trends

## Constitutional County Courts

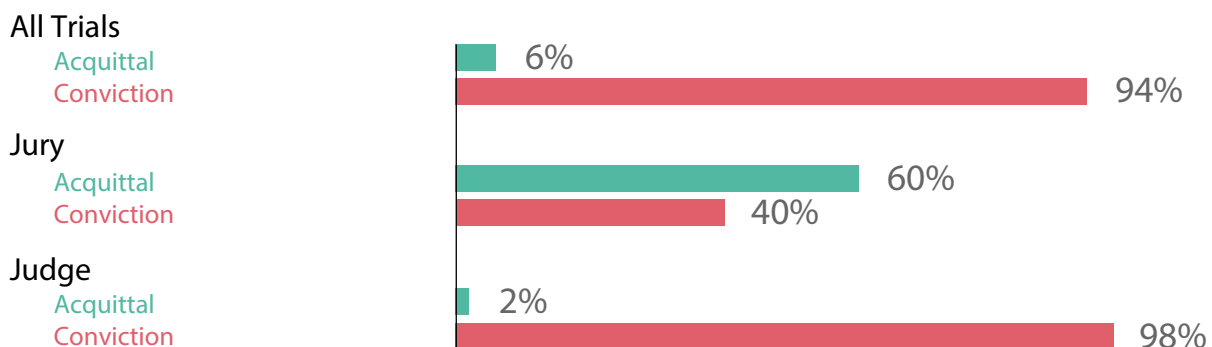
Dismissals were the most common outcome in the 48,512 criminal cases disposed (excluding motions to revoke probation or community supervision), but convictions accounted for almost as large a share as dismissals.



Most convictions resulted from a guilty or no contest plea.



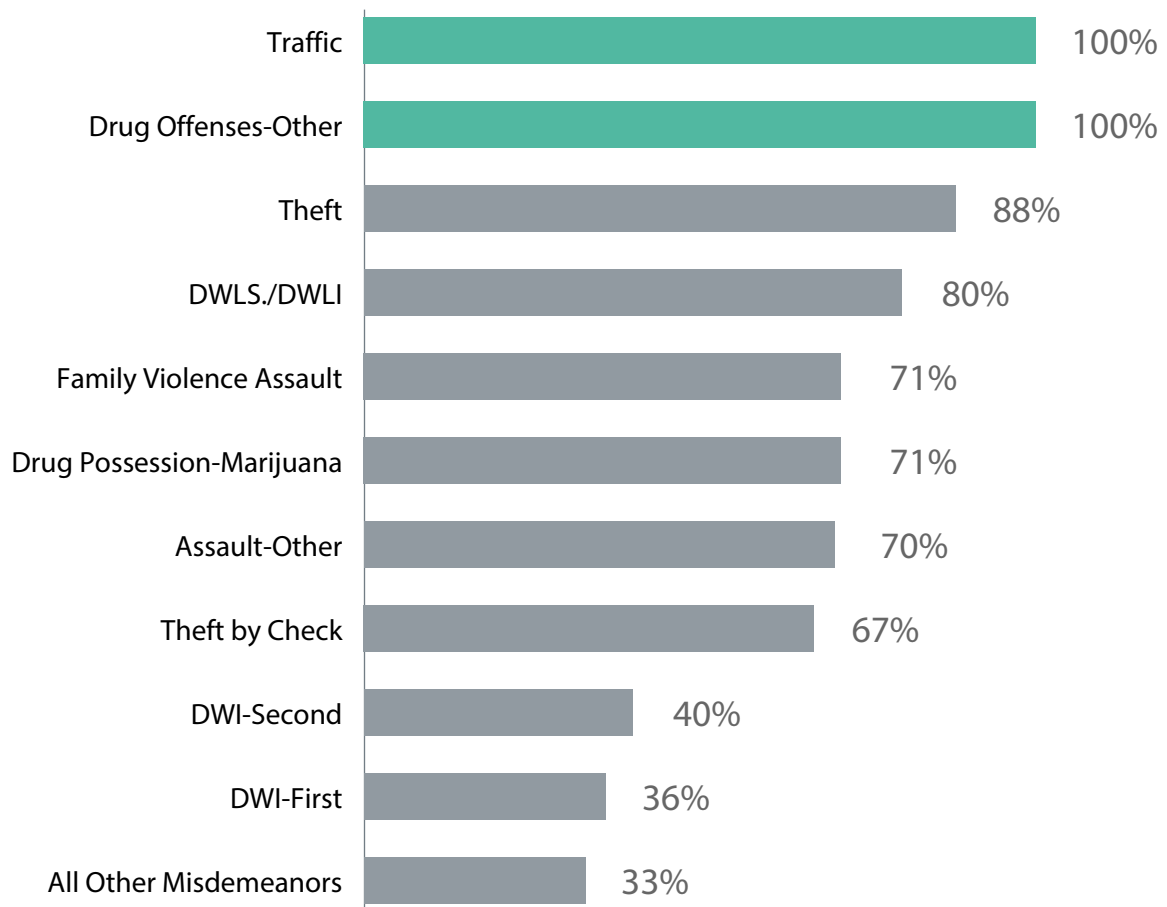
Nearly all trials by judge resulted in conviction, while 60 percent of jury trials resulted in acquittal.



# Court-Level Trends

## Constitutional County Courts

Acquittal rates by a jury were highest in traffic and drug cases not involving marijuana.

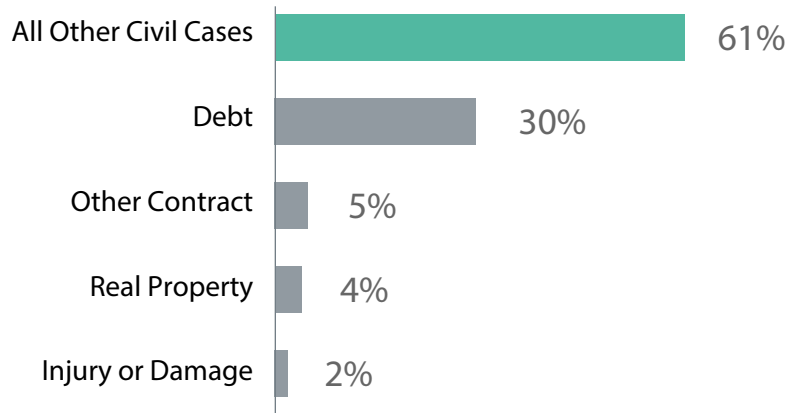


# Court-Level Trends

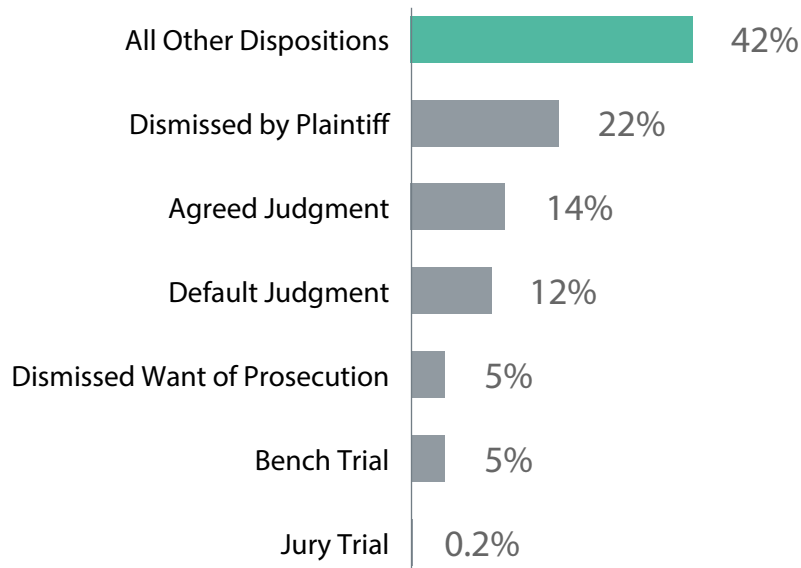
## Constitutional County Courts

### Civil Cases

Excluding the nearly 2,900 civil cases related to criminal matters (i.e., bond forfeiture, occupational license, and nondisclosure), the majority of the remaining 2,519 civil cases filed were classified as Other Civil.



Excluding civil cases related to criminal matters, more than 40 percent of the 2,002 cases disposed of were reported under "all other dispositions," a catch-all category.



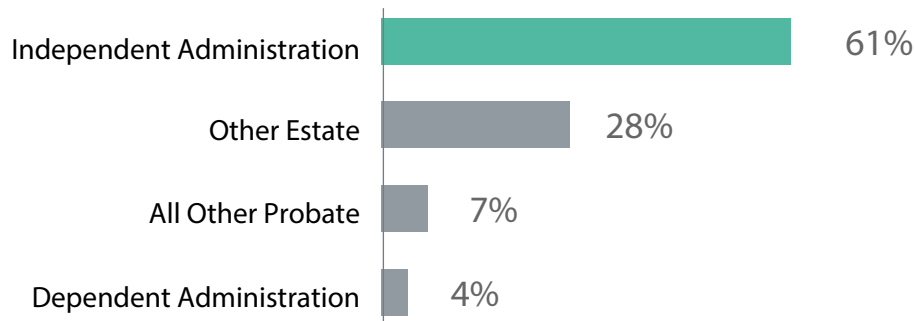


# Court-Level Trends

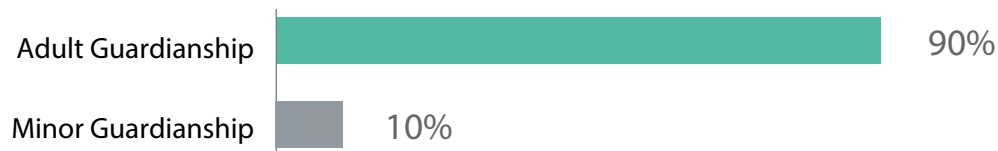
## Constitutional County Courts

### Probate and Guardianship Cases

More than 60 percent of the 17,278 probate cases filed were estate cases involving an application for independent administration.

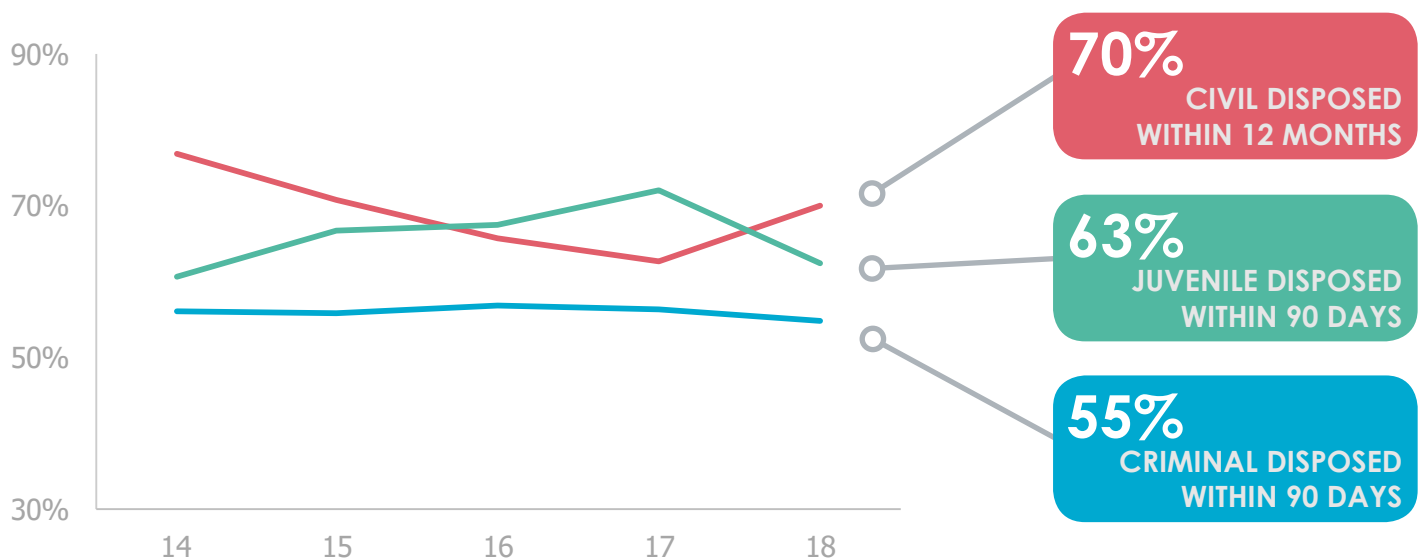


Most of the 1,494 guardianship cases filed in 2018 related to the guardianship of an adult.



### Case Processing Times

The percentage of juvenile cases disposed within 90 days significantly decreased, while the percentage of civil cases disposed within 12 months increased. The percentage of misdemeanor cases disposed within 90 days remained nearly constant.



# Court-Level Trends

## Justice Courts

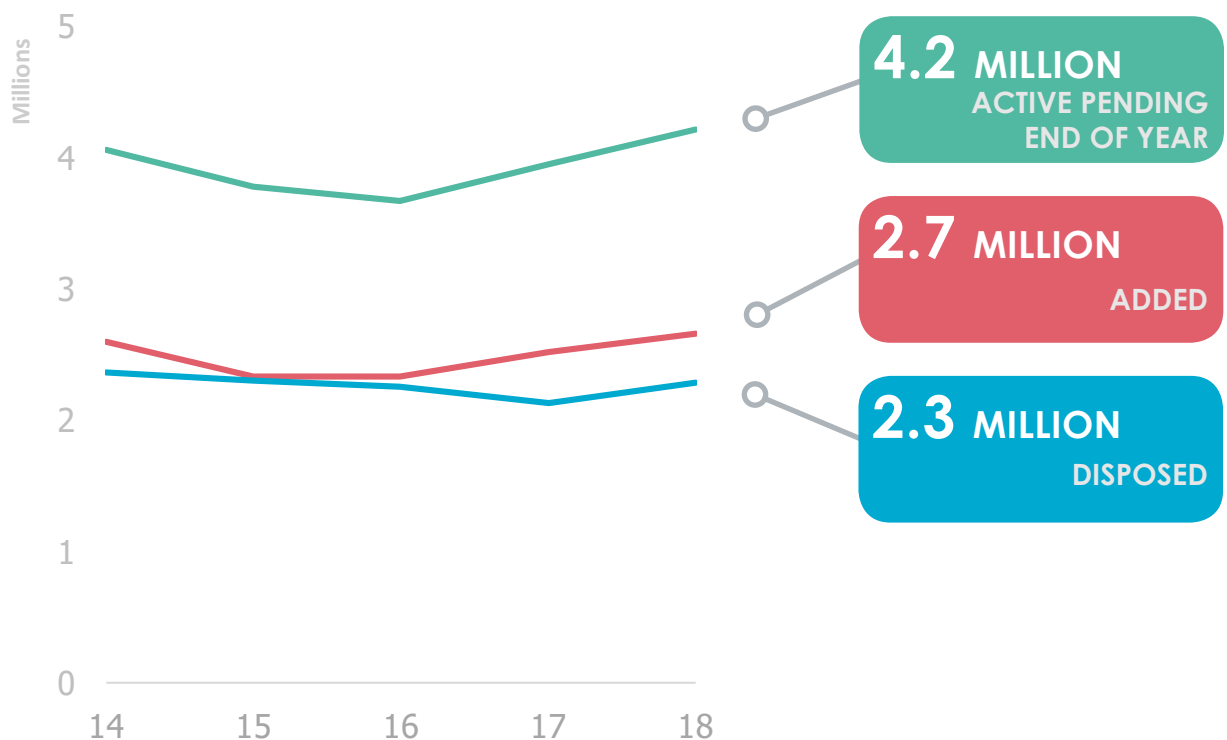
Justice courts have original jurisdiction in Class C misdemeanor criminal cases, which are punishable only by a fine. These courts also have jurisdiction in civil actions of not more than \$10,000, small claims, eviction, and repair and remedy, and truancy cases. Appeals from the justice courts go to the constitutional county court, the county court at law, or the district court for a trial *de novo*—the case is heard as if the first trial had not been held.

The justice of the peace also serves in the capacity of a magistrate, with the authority to issue warrants for the arrest of persons charged with the commission of felony or misdemeanor offenses. A magistrate may hold preliminary hearings, reduce testimony to writing, discharge the accused, or remand the accused to jail and set bail.

The Texas Constitution requires that each county in the state establish between one and eight justice of the peace precincts. The number of precincts is dictated by the population of the county. The population of the precinct determines whether one or two justice courts are established in each precinct.

## Caseload and Outcomes

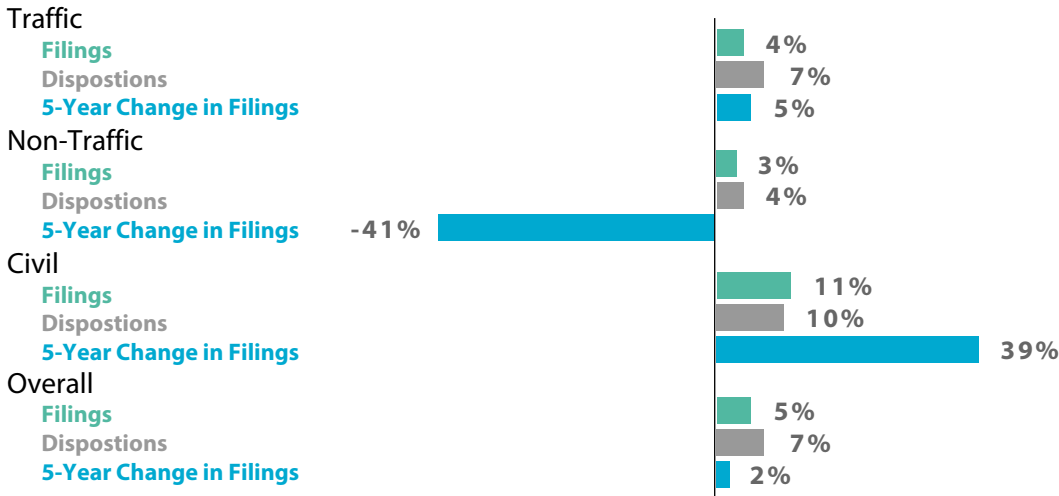
The number of cases added to the dockets increased by 5 percent, and the number of dispositions and cases pending at the end of the year increased by 7 percent, from the previous year.



# Court-Level Trends

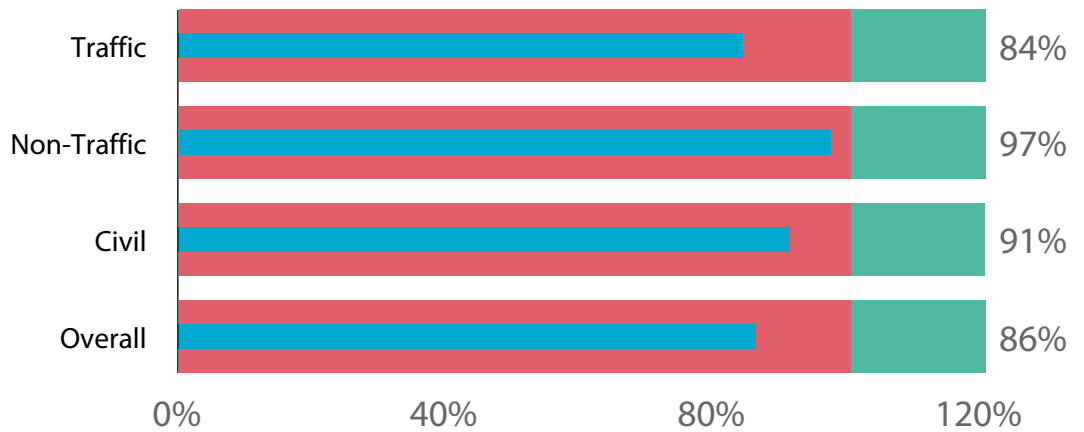
## Justice Courts

### Changes from Previous Year

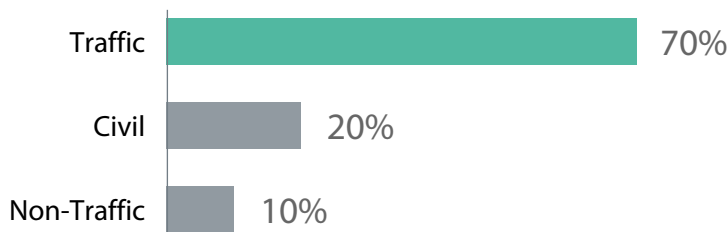


### Clearance Rates

Filings continued to outpace dispositions, as indicated by the clearance rates below 100 percent in each case category.



The majority of the 2,658,953 cases filed in justice courts were traffic cases.

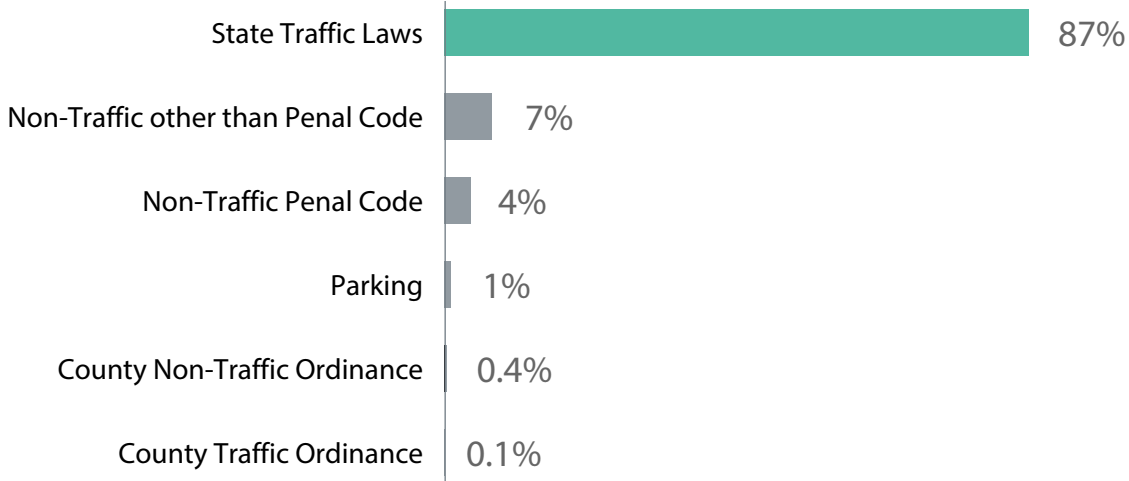


# Court-Level Trends

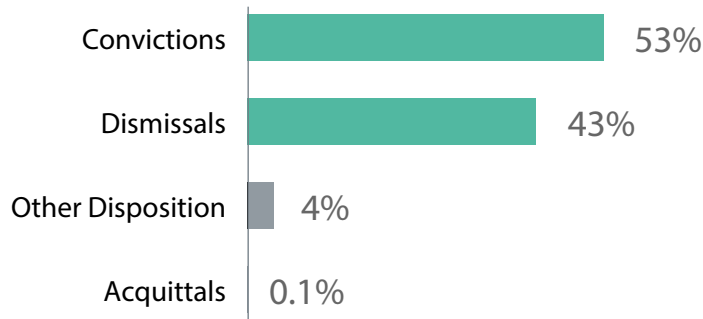
## Justice Courts

### Criminal Cases

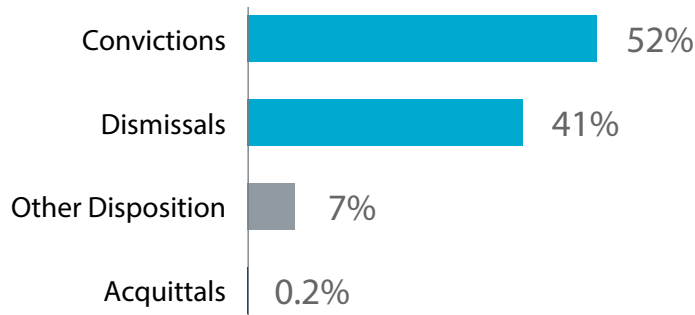
A large majority of the more than 2.6 million criminal cases filed involved violations of state traffic laws.



More than half of **traffic** cases resulted in a conviction, and more than 40 percent resulted in a dismissal.



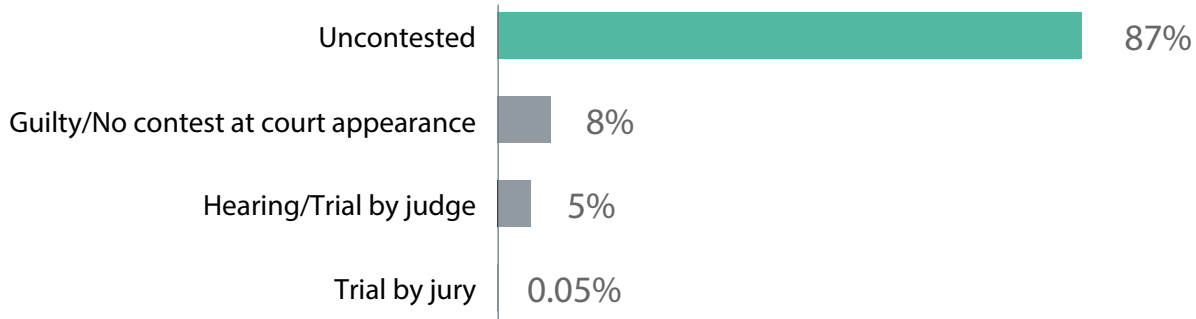
More than half of **non-traffic** cases resulted in a conviction, and approximately 40 percent resulted in a dismissal.



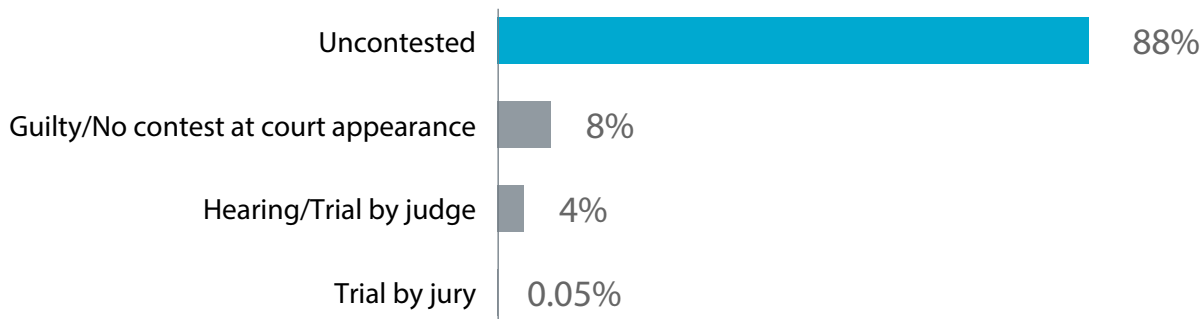
# Court-Level Trends

## Justice Courts

Nearly 90 percent of **convictions in traffic** cases were the result of the submission of a guilty or no contest plea (or payment of a fine without a plea being entered) prior to a court appearance or trial.



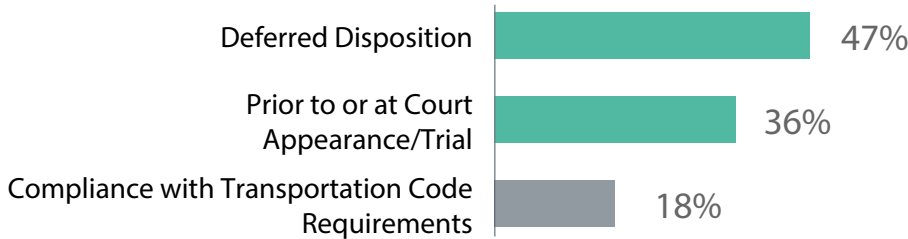
Nearly 90 percent of **convictions in non-traffic** cases were the result of the submission of a guilty or no contest plea (or payment of a fine without a plea being entered) prior to a court appearance or trial.



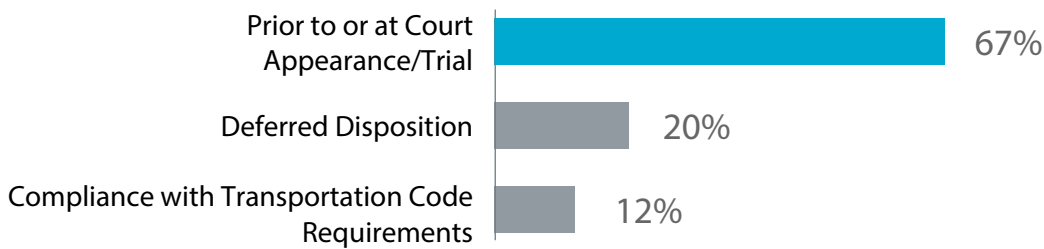
# Court-Level Trends

## Justice Courts

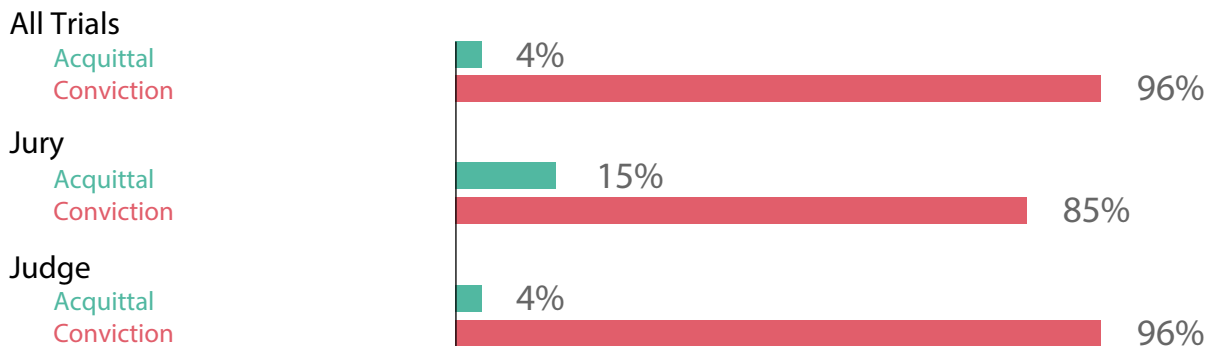
Nearly half of **dismissals in traffic** cases occurred after the defendant completed the requirements of a deferred disposition. More than 35 percent of dismissals were cases dismissed prior to or at the defendant's court appearance or trial.



Two-thirds of **dismissals in non-traffic** cases occurred prior to or at the defendant's court appearance or trial.



Most trials resulted in a **conviction**, though the **acquittal** rate was higher in cases tried by a jury.

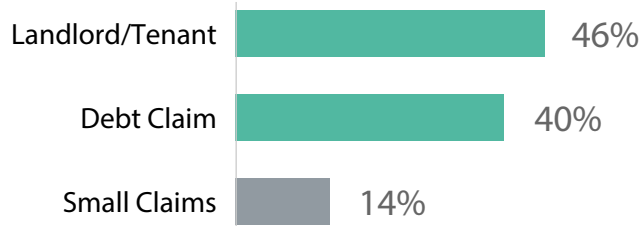


# Court-Level Trends

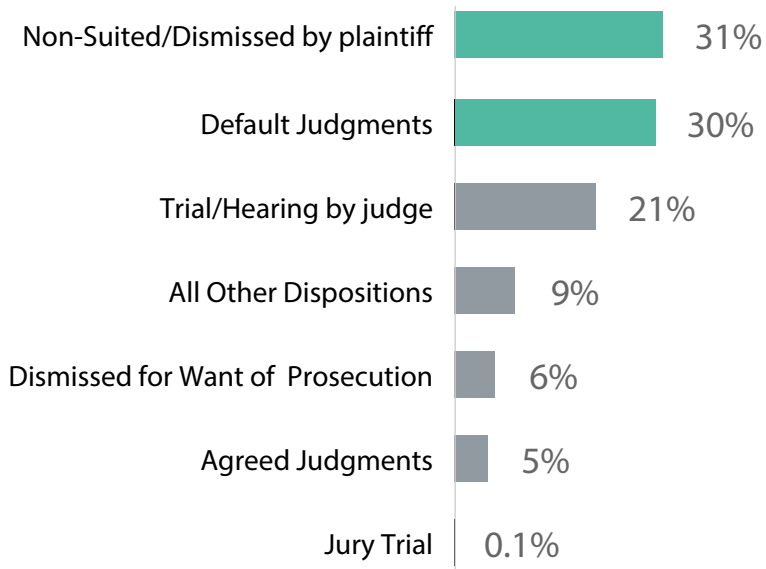
## Justice Courts

### Civil Cases

Landlord/tenant matters accounted for the largest share of the 532,330 civil cases filed, though debt cases ranked a close second.



Civil cases were most frequently disposed of by default judgment or dismissal of the case by the plaintiff.



# Court-Level Trends

## Justice Courts

### Satisfaction of Legal Financial Obligations

Approximately \$324 million in fines and court costs was collected by justice courts in 2018, nearly two-thirds of which was retained by the counties.



**KEPT BY COUNTY**

**\$204M**  
**63%**



**REMITTED TO STATE**

**\$102M**  
**31%**



**UNKNOWN**

**\$18M**  
**6%**

Satisfaction of fines and court costs by methods other than payment were reported in 141,192 cases. In 77 percent of those cases, courts reported that credit for jail time served partially or fully satisfied the defendant's legal financial obligations.



**JAIL  
CREDIT**  
**77%**



**COMMUNITY  
SERVICE**  
**13%**



**WAIVED FOR  
INDIGENCY**  
**10%**



# Court-Level Trends

## Municipal Courts

Municipal courts have concurrent jurisdiction with the justice courts in Class C misdemeanor cases, which are punishable only by a fine. They also have original and exclusive jurisdiction over criminal violations of certain municipal ordinances and airport board rules, orders, or resolutions that do not exceed \$2,000 in fire safety, zoning and public health matters, \$4,000 in dumping of refuse, and \$500 in all other cases. Some municipal courts may also handle truancy cases and civil or administrative cases limited in scope to issues such as civil parking, red light camera, and dangerous dog cases.

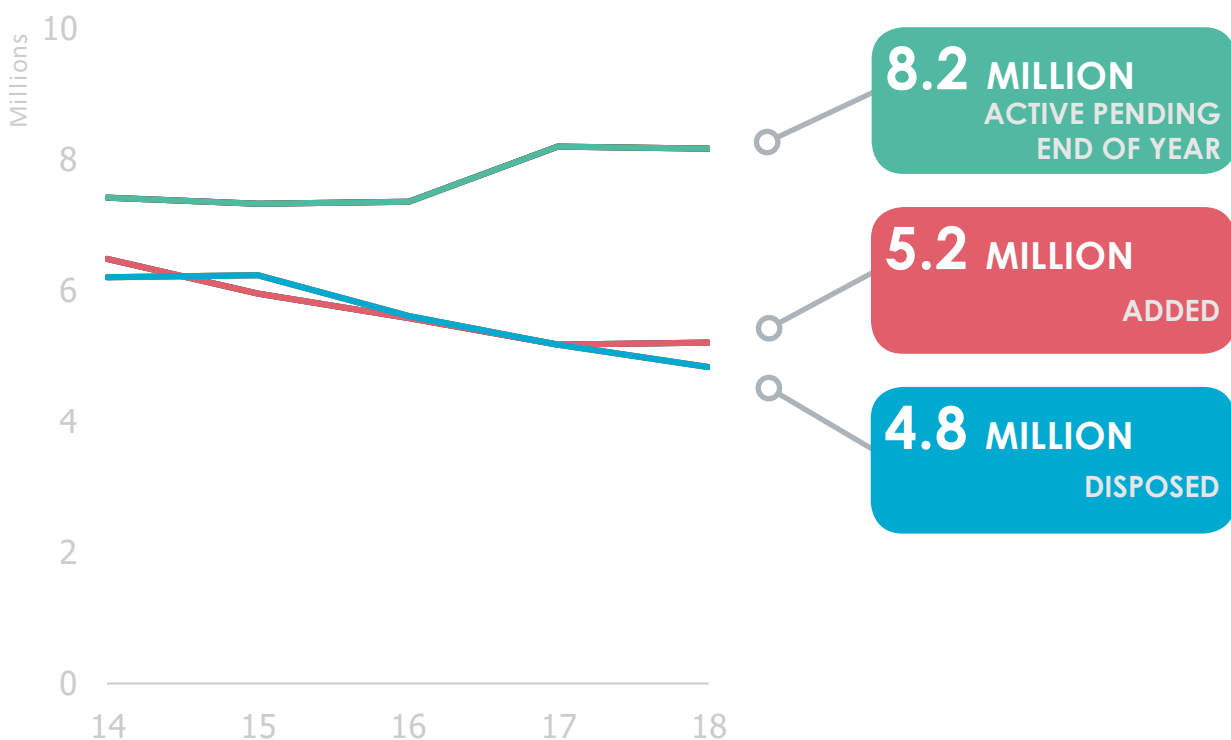
Appeals from the municipal courts that are not courts of record go to the constitutional county court, the county court at law, or the district court for a trial *de novo*—the case is heard as if the first trial had not been held. Appeals from municipal courts of record are heard on the record, generally in the county-level courts.

Municipal judges also serve in the capacity of a magistrate, with the authority to issue warrants for the arrest of persons charged with the commission of felony or misdemeanor offenses. A magistrate may hold preliminary hearings, reduce testimony to writing, discharge the accused, or remand the accused to jail and set bail.

Under its authority to create such other courts as may be necessary, the Texas Legislature has created municipal courts in each of the incorporated cities of the state. Instead of relying on the Legislature to create a municipal court, municipalities may choose to establish municipal courts of record by local ordinance.

## Caseload and Outcomes

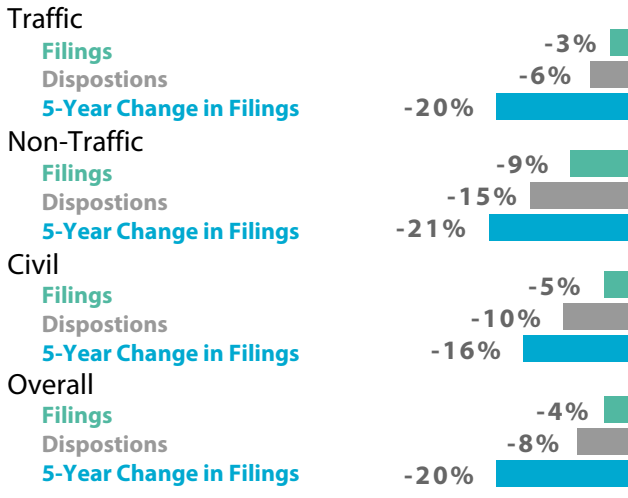
The number of cases added increased very slightly by 0.3 percent from the previous year. However, the number of dispositions declined by 7 percent. Active pending cases declined by 0.3 percent.



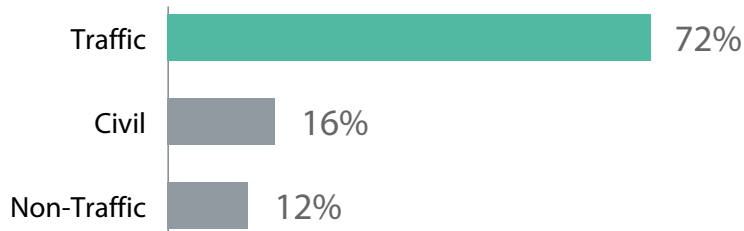
# Court-Level Trends

## Municipal Courts

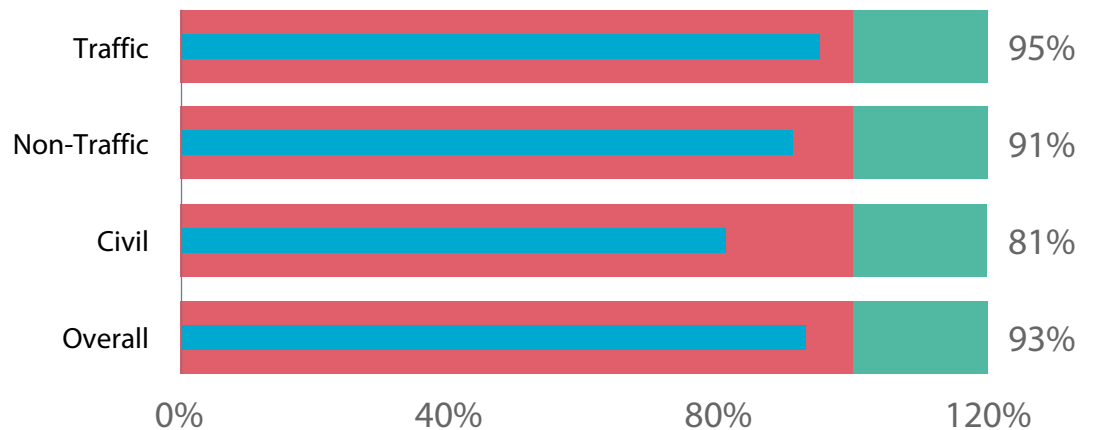
### Changes from Previous Year



The majority of the nearly 5.2 million cases filed were traffic cases.



### Clearance Rates

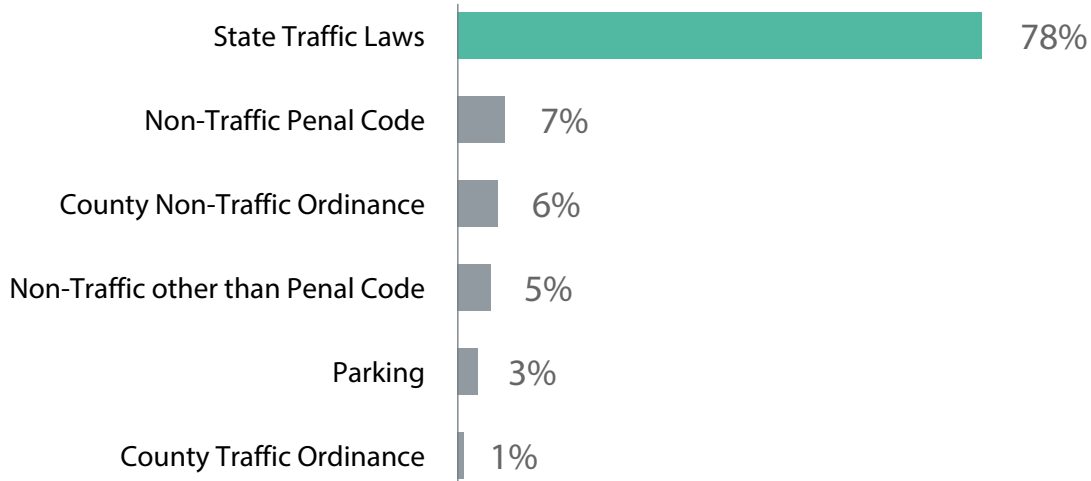


# Court-Level Trends

## Municipal Courts

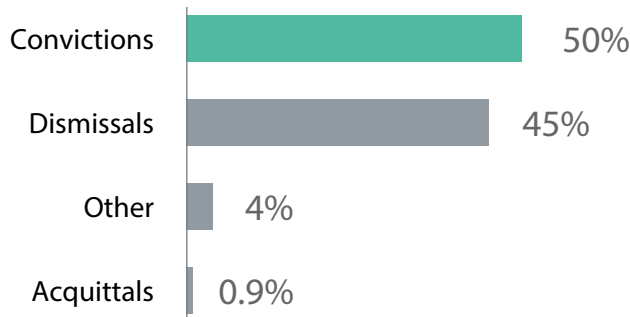
### Criminal Cases

A large majority of the nearly 4.6 million criminal cases filed involved violations of state traffic laws.

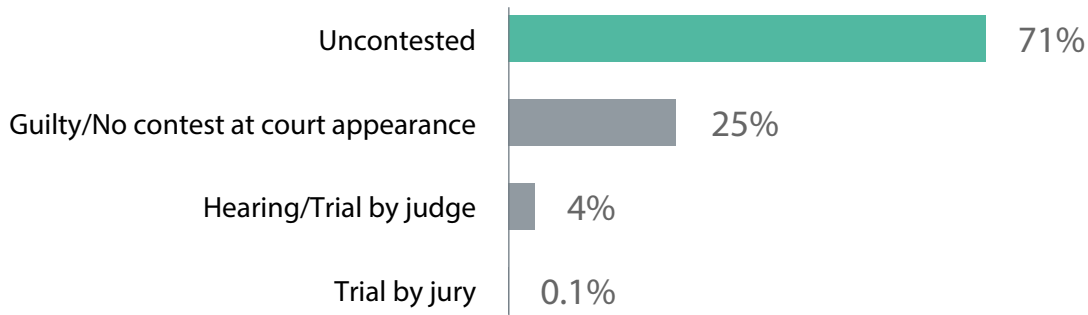


### Traffic Cases

One-half of traffic cases resulted in a conviction, and 45 percent resulted in dismissal.



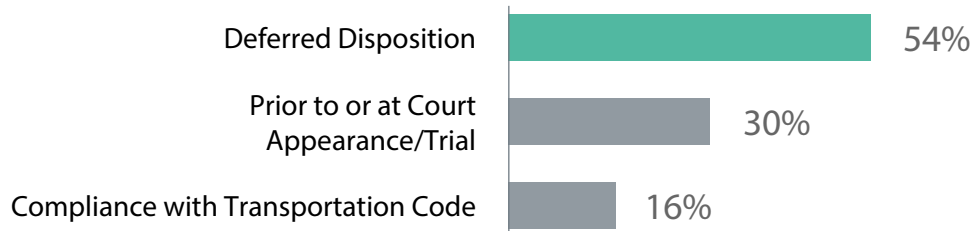
The majority of convictions in traffic cases were the result of the submission of a guilty or no contest plea (or payment of a fine without a plea being entered) prior to a court appearance or trial.



# Court-Level Trends

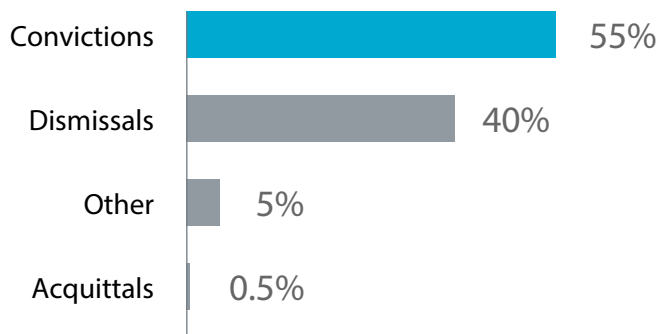
## Municipal Courts

Over half of dismissals in traffic cases occurred after the defendant completed the requirements of a deferred disposition, while 30 percent were cases dismissed prior to or at the defendant's court appearance or trial.

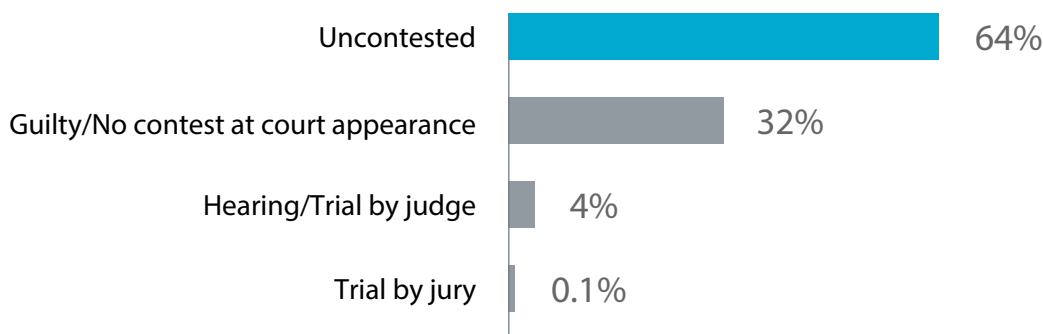


## Non-Traffic Cases

More than one-half of non-traffic cases resulted in a conviction, while 40 percent resulted in dismissal.



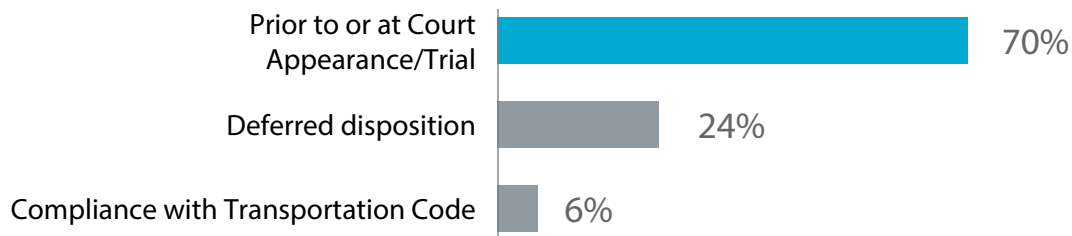
Nearly two-thirds of convictions in non-traffic cases were the result of the submission of a guilty or no contest plea (or payment of a fine without a plea being entered) prior to a court appearance or trial.



# Court-Level Trends

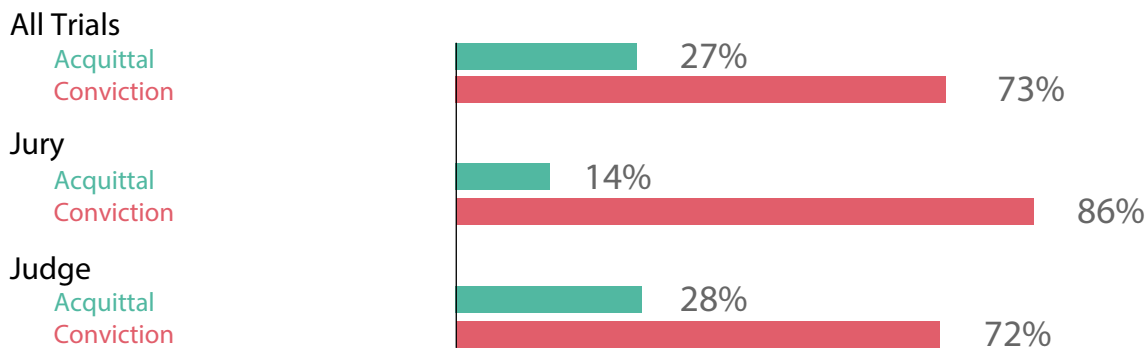
## Municipal Courts

Most dismissals in non-traffic cases occurred prior to or at the defendant's court appearance or trial.



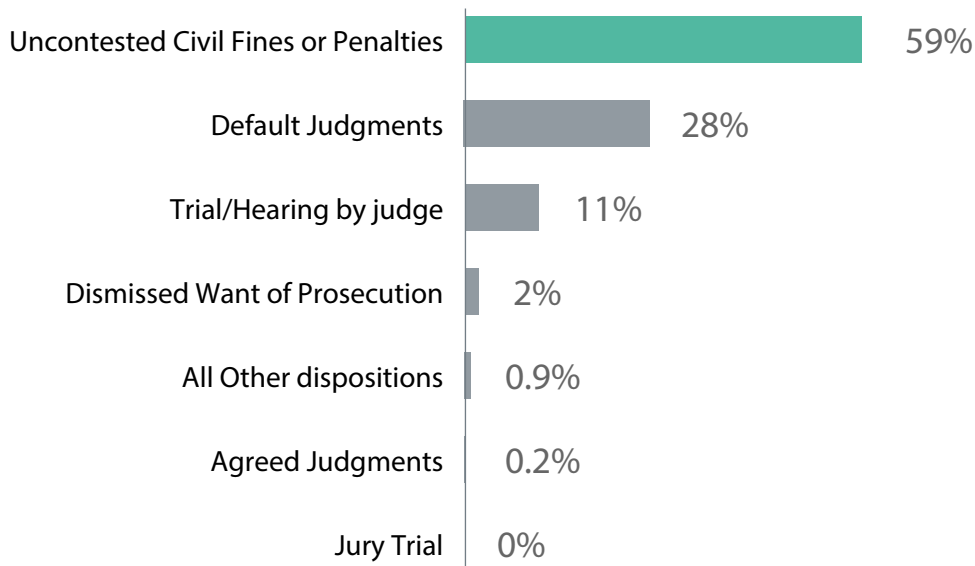
## Trials

Almost three-quarters of trials resulted in a conviction, though the acquittal rate was higher in cases tried by a judge.



## Civil/Administrative Cases

The majority of civil/administrative cases were disposed of by uncontested payment of a civil fine or penalty before a hearing or trial.



# Court-Level Trends

## Municipal Courts

### Satisfaction of Legal Financial Obligations

Approximately \$617 million in fines and court costs was collected by municipal courts in 2018, two-thirds of which was retained by the cities.



**KEPT BY CITY**

**\$417M**  
**68%**



**REMITTED TO STATE**

**\$199M**  
**32%**



**UNKNOWN**

**\$2M**  
**0.3%**

Satisfaction of fines and court costs by methods other than payment were reported in 536,927 cases. In 79 percent of those cases, courts reported that credit for jail time served partially or fully satisfied the defendant's legal financial obligations.



**JAIL  
CREDIT**  
**79%**



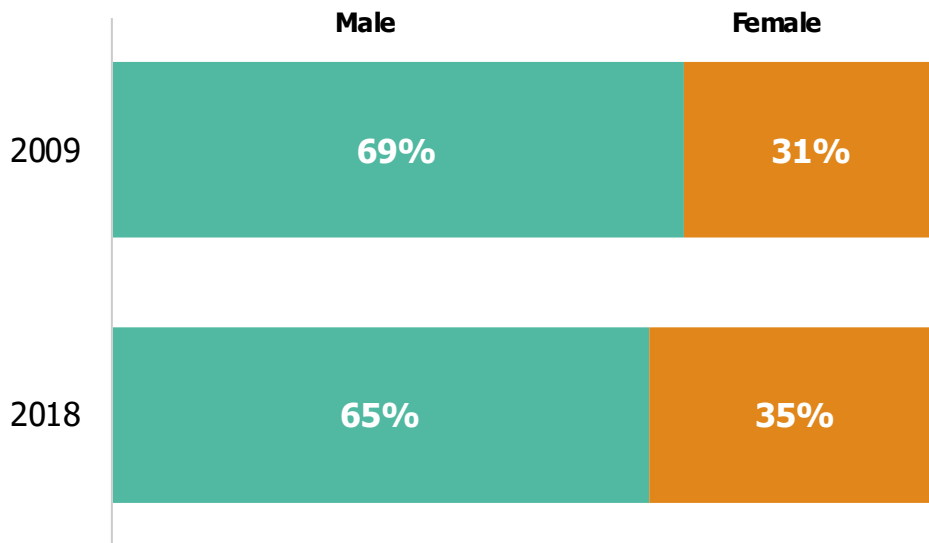
**COMMUNITY  
SERVICE**  
**14%**



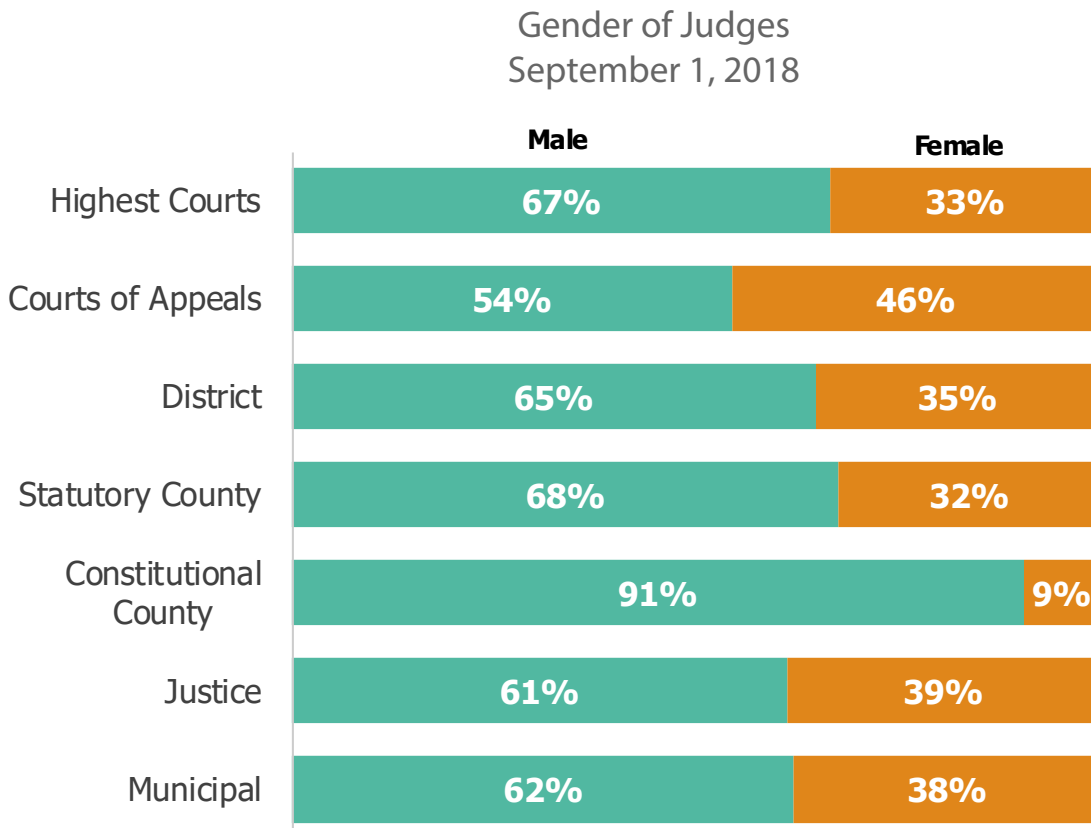
**WAIVED FOR  
INDIGENCY**  
**7%**

## Profile of Appellate and Trial Court Judges

The percentage of female judges increased slightly over the last decade.

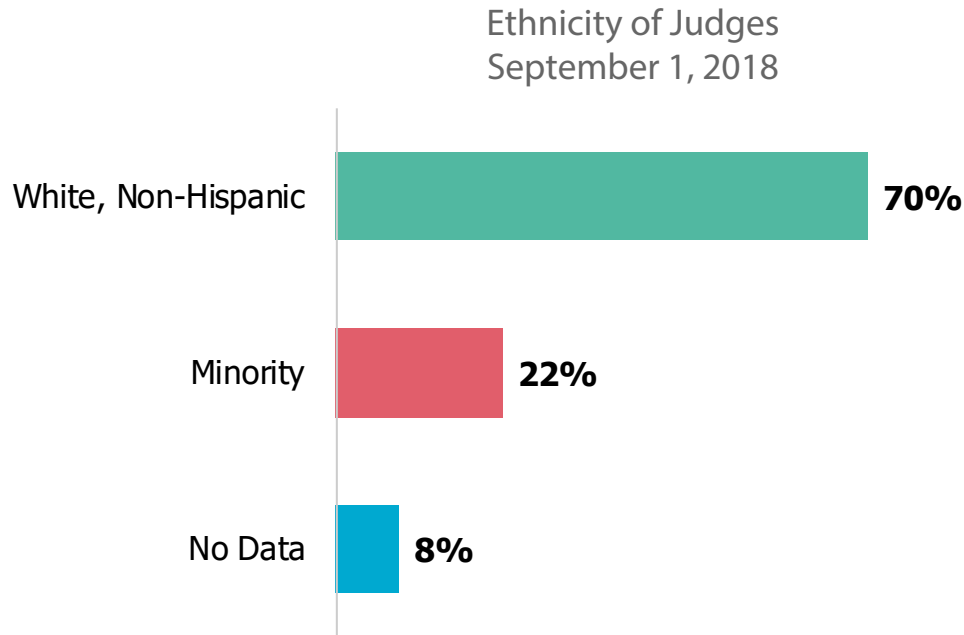


The percentage of female judges was above average in the courts of appeals and far below average in the constitutional county courts.

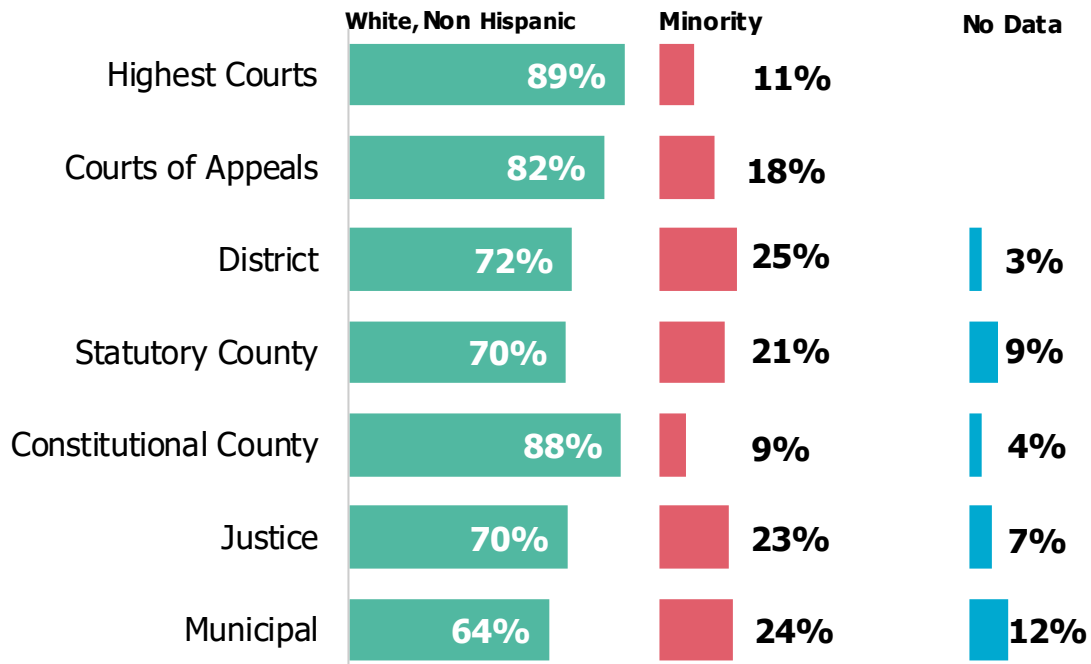


## Profile of Appellate and Trial Court Judges

Nearly one-quarter of judges identified with a minority ethnic group.



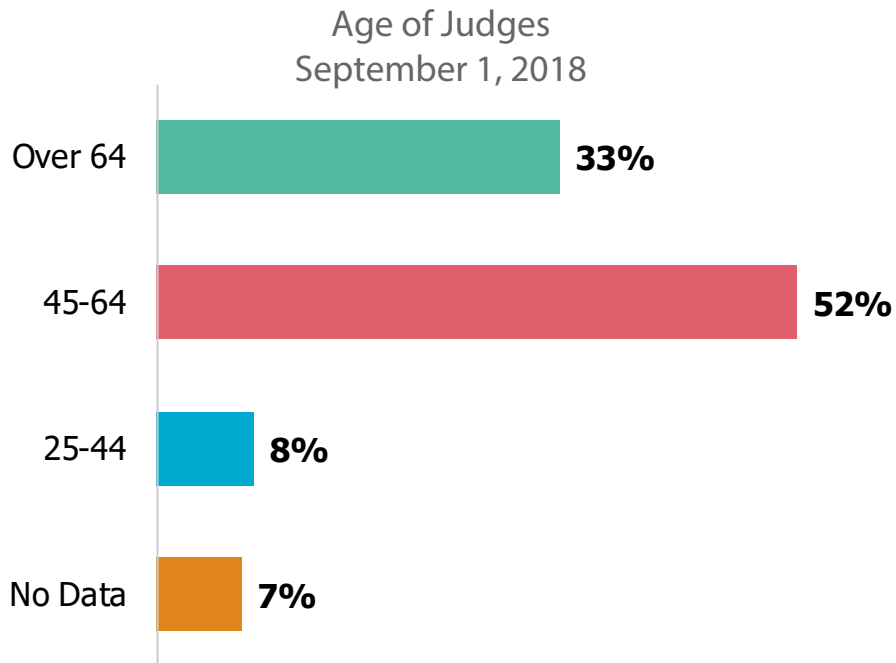
The percentage of judges identifying with a minority ethnic group was below average in the highest appellate courts and the constitutional county courts.



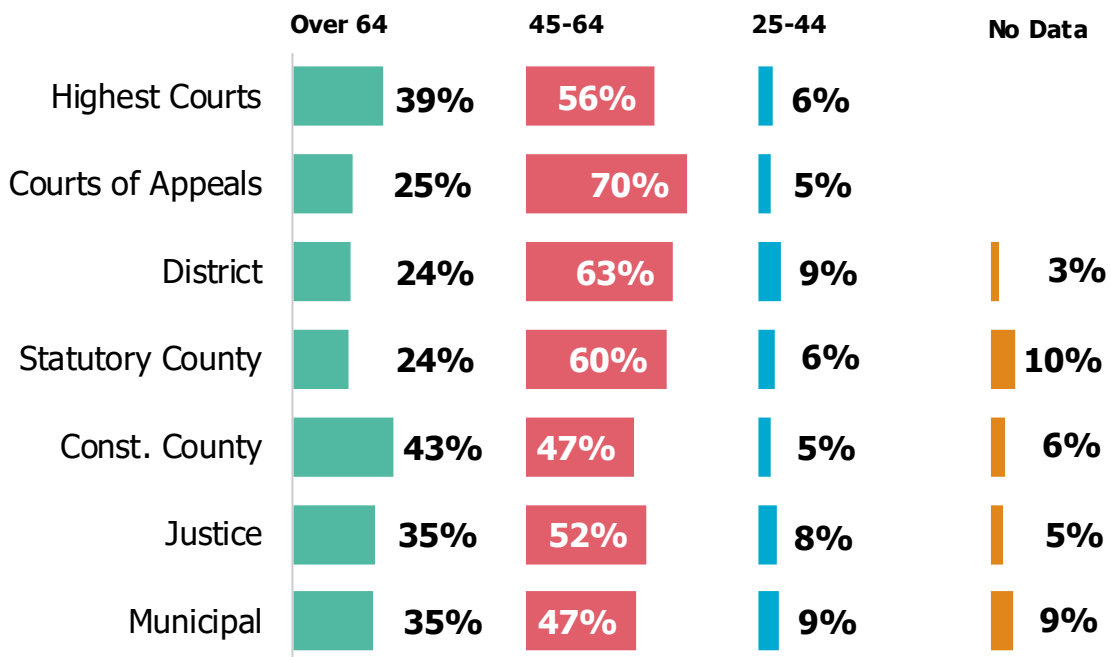


## Profile of Appellate and Trial Court Judges

More than half of judges ranged in age from 45 to 64. One-third were 65 or older.



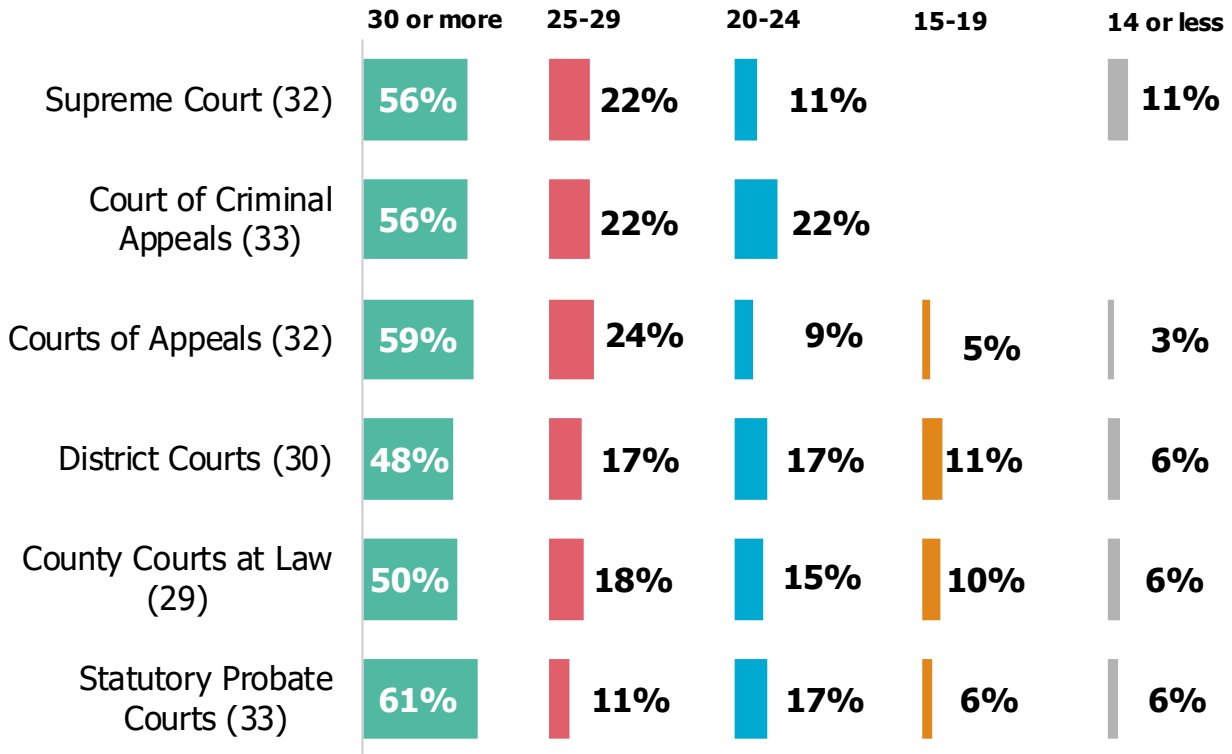
The percentage of judges over age 64 was higher than average in the highest appellate courts and the constitutional county courts.



## Profile of Appellate and Trial Court Judges

Half of the judges who are required to be lawyers had 30 years or more of experience as a Texas attorney.

Years as a Texas Attorney

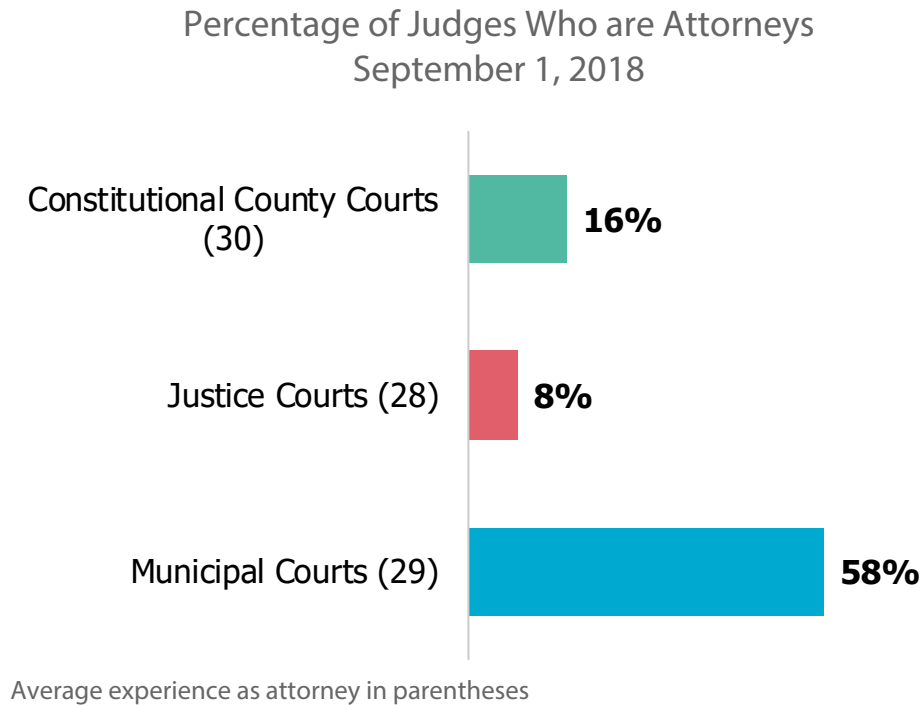


Average experience as attorney in parentheses

## Profile of Appellate and Trial Court Judges

Some constitutional county and justice court judges are also attorneys, though a law license is not required. More than half of municipal judges are attorneys, due mainly to the requirement that a judge of a municipal court of record be an attorney.<sup>1</sup> Municipal courts of record are generally established in the largest communities of the state and employ many judges.

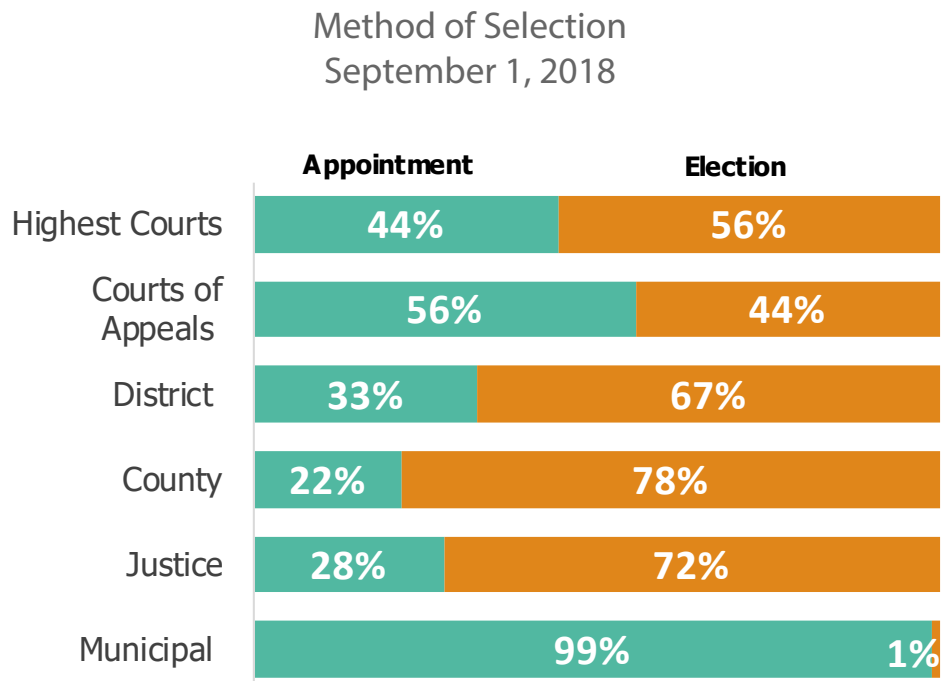
The average years of experience for the judges who are attorneys is comparable to the experience of judges who must be attorneys.



<sup>1</sup> In a court of record, trials are recorded by a court reporter or by an electronic reporting device, and appeals of the judgment are based on alleged errors made during the municipal court trial. If a court is not a court of record, appeals go to another court (usually a county-level court) for a trial de novo (new trial). Most municipal courts are not a court of record.

## Profile of Appellate and Trial Court Judges

Approximately half of appellate judges assumed office by appointment to the bench, while most trial court judges (other than municipal court judges) were elected.



# Detail

Supreme Court .....	2
ACTIVITY .....	2
DISPOSITION OF PETITIONS FOR REVIEW BY THE SUPREME COURT .....	3
Court of Criminal Appeals .....	4
ACTIVITY .....	4
DISPOSITION OF CASES BY THE COURT OF CRIMINAL APPEALS .....	5
Courts of Appeals .....	6
10-YEAR ACTIVITY .....	6
INDIVIDUAL COURT ACTIVITY .....	7
District Courts .....	8
CRIMINAL CASE ACTIVITY .....	8
CIVIL CASE ACTIVITY .....	10
FAMILY CASE ACTIVITY .....	12
JUVENILE CASE ACTIVITY .....	14
Statutory County Courts .....	16
FELONY CASE ACTIVITY .....	16
MISDEMEANOR CASE ACTIVITY .....	18
CIVIL CASE ACTIVITY .....	20
FAMILY CASE ACTIVITY .....	22
JUVENILE CASE ACTIVITY .....	24
PROBATE AND GUARDIANSHIP CASE ACTIVITY .....	26
MENTAL HEALTH CASE ACTIVITY .....	26
Constitutional County Courts .....	28
CRIMINAL CASE ACTIVITY .....	28
CIVIL CASE ACTIVITY .....	30
JUVENILE CASE ACTIVITY .....	32
PROBATE AND GUARDIANSHIP CASE ACTIVITY .....	34
MENTAL HEALTH CASE ACTIVITY .....	34
District and Statutory County Courts .....	36
CIVIL CASE ACTIVITY .....	36
FAMILY CASE ACTIVITY .....	38
FELONY CASE ACTIVITY .....	40
District and County-Level Courts .....	42
JUVENILE CASE ACTIVITY .....	42
County-Level Courts .....	44
MISDEMEANOR CASE ACTIVITY .....	44
PROBATE AND GUARDIANSHIP CASE ACTIVITY .....	46
MENTAL HEALTH CASE ACTIVITY .....	46
Justice and Municipal Courts .....	48
CRIMINAL CASE ACTIVITY .....	48
JUVENILE/MINOR ACTIVITY .....	49
ADDITIONAL ACTIVITY .....	50
Justice Courts .....	51
CRIMINAL CASE ACTIVITY .....	51
CIVIL CASE ACTIVITY .....	52
JUVENILE/MINOR ACTIVITY .....	52
ADDITIONAL ACTIVITY .....	53
Municipal Courts .....	54
CRIMINAL CASE ACTIVITY .....	54
CIVIL/ADMINISTRATIVE CASE ACTIVITY .....	55
JUVENILE/MINOR ACTIVITY .....	55
ADDITIONAL ACTIVITY .....	56
Assigned Judges in the Trial Courts .....	57

# Supreme Court

## ACTIVITY

	2009	2010	2011	2012	2013	2014	2015	2016	2017	2018	10-Yr. Avg
<b>Regular Causes<sup>1</sup></b>											
Added to docket	106	128	106	114	94	93	91	100	117	135	108
Disposed	125	110	137	112	100	96	113	102	102	118	112
Pending at end of year	62	83	52	54	48	45	22	20	35	52	47
Clearance rate	118%	86%	129%	98%	106%	103%	124%	102%	87%	87%	103%
<b>Petitions for Review</b>											
Filed	835	783	793	787	778	792	839	814	910	943	827
Disposed	787	806	778	761	827	786	770	799	906	998	822
% Granted	11%	12%	13%	13%	11%	10%	10%	11%	13%	12%	12%
Pending at end of year	351	324	339	371	322	329	396	415	420	372	364
Clearance rate	94%	103%	98%	97%	106%	99%	92%	98%	100%	106%	99%
<b>Other Petitions and Writs</b>											
Filed	304	426	336	323	340	326	343	285	292	342	332
Disposed	284	423	332	336	328	335	342	289	277	335	328
Pending at end of year	78	85	87	74	78	71	78	73	90	98	81
Clearance rate	93%	99%	99%	104%	96%	103%	100%	101%	95%	98%	99%
<b>Opinions Written</b>	165	118	162	128	111	115	127	133	108	132	138

### NOTE

1. "Regular causes" involve cases in which four or more of the justices have decided in conference that a petition for review, petition for writ of mandamus or habeas corpus, or parental notification appeal should be reviewed. Regular causes also include direct appeals the court has agreed to review and questions of law certified to it by a federal appellate court that the court has agreed to answer. Most regular causes are set for oral argument in open court and are reported in written opinions. However, a petition may be granted and an unsigned opinion (per curiam) issued without oral argument if at least six members of the court vote accordingly.

# Supreme Court

## DISPOSITION OF PETITIONS FOR REVIEW BY THE SUPREME COURT

	Affirmed	Modified	Reversed	Dismissed	Other	Total
<b>Granted Petitions for Review</b>	21	13	51	3	12	100
<i>% of Total Granted Petitions for Review</i>	21%	13%	51%	3%	12%	100%

	Initial Review Granted	Review Denied	Dismissed	Other	Total
<b>Petitions for Review</b>	123	818	25	32	998
<i>% of Total Petitions for Review</i>	12%	82%	3%	3%	100%
<b>Petitions for Writ of Mandamus</b>	15	162	17	10	204
<i>% of Petitions for Writ of Mandamus</i>	7%	79%	8%	5%	100%
<b>Petitions for Writ of Habeas Corpus</b>	0	6	1	0	7
<i>% of Petitions for Writ of Habeas Corpus</i>	0%	86%	14%	0%	100%

## CASE PROCESSING TIMES

	2009	2010	2011	2012	2013	2014	2015	2016	2017	2018
<b>Average number of days from</b>										
<b>For disposed cases</b>										
Date case filed until disposed	170	160	175	170	176	155	164	152	156	149
<b>For active cases</b>										
Filing to reporting date	167	180	168	189	149	149	223	182	142	139
<b>For cases on docket</b>										
Filing to disposition of petition/motion	135	133	135	142	152	129	140	131	134	128
Granting of petition to oral argument	90	102	88	109	132	104	93	87	91	120
Filing of petition to release of per curiam opinion	421	423	466	539	527	551	467	439	466	430
Date of oral argument until disposition	369	297	346	232	221	250	173	157	111	121

# Court of Criminal Appeals

## ACTIVITY

	2009	2010	2011	2012	2013	2014	2015	2016	2017	2018	10-Yr. Avg.
<b>Mandatory Caseload</b>											
Direct Appeals: <sup>1</sup>											
Added to docket	17	20	15	16	15	22	16	7	8	13	15
Disposed	22	24	20	22	14	18	13	17	9	13	17
Pending at end of year	33	30	25	19	20	24	27	17	16	15	23
Clearance rate	129%	120%	133%	138%	93%	82%	81%	243%	113%	100%	115%
Applications for Writ of Habeas Corpus: <sup>2</sup>											
Filed	5,078	4,510	4,474	4,941	4,907	4,746	4,698	4,665	4,551	4,075	4,665
Disposed	5,224	4,402	4,498	4,809	5,083	4,733	4,707	4,612	4,556	4,254	4,688
Pending at end of year	501	611	584	721	547	571	558	614	609	433	575
Clearance rate	103%	98%	101%	97%	104%	100%	100%	99%	100%	104%	100%
Original Proceedings: <sup>3</sup>											
Filed	846	768	877	931	953	802	750	725	596	699	795
Disposed	868	747	867	912	974	819	754	728	610	703	798
Pending at end of year	60	80	89	107	88	70	69	70	55	52	74
Clearance rate	103%	97%	99%	98%	102%	102%	101%	100%	102%	102%	100%
<b>Discretionary Caseload</b>											
Petitions for Discretionary Review: <sup>4</sup>											
Filed	1,703	1,605	1,803	1,872	1,786	1,676	1,444	1,441	1,225	1,170	1,573
Disposed	1,800	1,650	1,762	1,759	1,784	1,729	1,402	1,492	1,200	1,261	1,584
Pending at end of year	291	246	288	401	403	351	394	340	365	274	335
Clearance rate	106%	103%	98%	94%	100%	103%	97%	104%	98%	108%	101%
<b>Motions Considered</b>	<b>1,789</b>	<b>1,434</b>	<b>1,573</b>	<b>1,715</b>	<b>1,636</b>	<b>2,144</b>	<b>2,947</b>	<b>3,177</b>	<b>3,197</b>	<b>3,057</b>	<b>2,267</b>
<b>Opinions Written</b>	<b>447</b>	<b>433</b>	<b>428</b>	<b>480</b>	<b>441</b>	<b>457</b>	<b>425</b>	<b>698</b>	<b>513</b>	<b>448</b>	<b>477</b>

### NOTES:

1. Direct appeals include death penalty appeals and DNA appeals.
2. Applications for writ of habeas corpus, though seeking relief from the Court of Criminal Appeals, must be filed in the trial court, which has 35 days in which to submit findings of fact, conclusions of law, and a recommendation to the Court of Criminal Appeals.
3. Original proceedings are filed directly with the Court of Criminal Appeals. They include writs of certiorari, writs of habeas corpus, writs of mandamus, and writs of prohibition.
4. Petitions for Discretionary Review include petitions for discretionary review, granted petitions for discretionary review, and redrawn petitions for discretionary review.



# Court of Criminal Appeals

## DISPOSITION OF CASES BY THE COURT OF CRIMINAL APPEALS

	Affirmed	Abated & Remanded	Reversed & Remanded	Total
Death Penalty Appeals	7 58%	5 42%	0 0%	12

	Granted	Denied/ Refused	Dismissed	Other	Total
Habeas Corpus & Extraordinary Matters	169 87%	17 9%	9 5%	0 0%	195

	Granted	Refused	Struck	Untimely	Dismissed	Other	Total
Petitions for Discretionary Review <sup>1</sup>	83 7%	1,054 90%	26 2%	4 0%	4 0%	0 0%	1,171

	Affirmed	Reversed	Reversed & Remanded	Modified	Dismissed	Other	Total
Granted Petitions for Discretionary Review	19 21%	24 27%	28 31%	2 2%	7 8%	10 11%	90

	Granted	Filed & Set	Denied	Remanded	Dismissed	Other	Total
Applications for Writ of Habeas Corpus	1 0%	160 4%	1,930 48%	424 11%	1,491 37%	1 0%	4,007

11.071 Applications for Writ of Habeas Corpus	0 0%	2 5%	7 16%	13 30%	22 50%	0 0%	44
---	---------	---------	----------	-----------	-----------	---------	----

Original Proceedings	0 0%	3 0%	543 77%	0 0%	47 7%	110 16%	703
----------------------	---------	---------	------------	---------	----------	------------	-----

Motions for Stay of Execution	3 19%	0 0%	12 75%	0 0%	1 6%	0	16
-------------------------------	----------	---------	-----------	---------	---------	---	----

## AVERAGE TIME FROM FILING TO DISPOSITION

	2009	2010	2011	2012	2013	2014	2015	2016	2017	2018
<b>For cases involving</b>										
Capital punishment	741	778	645	616	646	698	656	468	790	590
Application for writ of habeas corpus	36	36	22	24	40	39	37	49	39	45
Application for writ of habeas corpus (filed & set)						8	24	32	48	78
Petition for discretionary review	47	41	38	60	65	73	61	82	70	75
Granted petition for discretionary review						198	250	310	310	319

### NOTES:

1. Includes redrawn petitions for discretionary review.

# Courts of Appeals

## 10-YEAR ACTIVITY

	2009	2010	2011	2012	2013	2014	2015	2016	2017	2018	10-yr Avg
<b>Civil Cases</b>											
Cases added											
New filings	4,733	4,811	5,070	5,107	5,050	4,946	4,764	4,879	5,035	5,124	4,952
Other cases	408	401	490	458	436	477	496	445	521	457	459
Total cases added	5,141	5,212	5,560	5,565	5,486	5,423	5,260	5,324	5,556	5,581	5,411
Cases disposed	5,279	5,274	5,568	5,487	5,549	5,581	5,608	5,305	5,506	5,568	5,473
Cases pending end of year	3,425	3,391	3,380	3,484	3,439	3,316	2,976	3,015	3,093	3,119	3,264
Clearance rate	102.7%	101.2%	100.1%	98.6%	101.1%	102.9%	106.6%	99.6%	99.1%	99.8%	101.1%
Avg. time between filing & disposition (months)	8.9	9.0	8.3	7.9	8.3	7.9	7.6	7.4	6.9	7.3	8.0
Avg. time between submission & disposition (months)	2.4	2.0	1.6	1.6	2.0	2.0	1.9	1.8	1.8	1.9	1.9
<b>Criminal Cases</b>											
Cases added											
New filings	4,737	4,926	5,366	5,309	4,913	4,651	4,513	4,454	4,185	4,083	4,714
Other cases	1,043	1,063	1,178	1,049	853	1,027	865	699	703	613	909
Total cases added	5,780	5,989	6,544	6,358	5,766	5,678	5,378	5,153	4,888	4,696	5,623
Cases disposed	5,975	6,179	6,368	6,222	5,949	5,968	5,581	5,543	4,870	4,854	5,751
Cases pending end of year	4,256	4,118	4,301	4,445	4,259	3,978	3,773	3,384	3,413	3,261	3,919
Clearance rate	103.4%	103.2%	97.3%	97.9%	103.2%	105.1%	103.8%	107.6%	99.6%	103.4%	102.3%
Avg. time between filing & disposition (months)	9.1	9.2	8.4	8.6	9.1	9.2	9.2	8.8	8.8	8.8	8.9
Avg. time between submission & disposition (months)	1.4	2.5	1.4	1.2	1.5	1.7	1.5	1.4	1.6	1.7	1.6
<b>All Cases</b>											
Cases added											
New filings	9,470	9,737	10,436	10,416	9,963	9,597	9,277	9,333	9,220	9,207	9,666
Other cases	1,451	1,464	1,668	1,507	1,289	1,504	1,361	1,144	1,224	1,070	1,368
Total cases added	10,921	11,201	12,104	11,923	11,252	11,101	10,638	10,477	10,444	10,277	11,034
Cases disposed	11,254	11,453	11,936	11,709	11,498	11,549	11,189	10,848	10,376	10,422	11,223
Cases pending end of year	7,681	7,509	7,681	7,929	7,698	7,294	6,749	6,399	6,506	6,380	7,183
Clearance rate	103.0%	102.2%	98.6%	98.2%	102.2%	104.0%	105.2%	103.5%	99.3%	101.4%	101.7%
Avg. time between filing & disposition (months)	9.0	9.1	8.4	8.2	8.7	8.6	8.4	8.1	7.8	8.0	8.4
Avg. time between submission & disposition (months)	1.9	1.7	1.5	1.4	1.7	1.9	1.7	1.6	1.7	1.8	1.7
<b>Opinions Written</b>	10,765	10,742	11,061	10,975	10,921	10,797	10,560	10,227	9,784	9,909	10,574

# Courts of Appeals

## INDIVIDUAL COURT ACTIVITY

	1st Houston	2nd Fort Worth	3rd Austin	4th San Antonio	5th Dallas	6th Texarkana	7th Amarillo	8th El Paso	9th Beaumont	10th Waco	11th Eastland	12th Tyler	13th Corpus Christi/ Edinburg	14th Houston
<b>Number of Justices</b>	9	7	6	7	13	3	4	3	4	3	3	3	6	9
<b>Civil Cases</b>														
Total Cases Added	692	436	521	543	1,040	116	225	103	231	176	145	146	427	780
Total Cases Disposed	722	465	526	530	995	111	246	160	223	157	135	144	421	733
Cases Pending end of year	419	197	229	258	551	45	118	138	128	110	111	66	268	481
Clearance Rate	104.3%	106.7%	101.0%	97.6%	95.7%	95.7%	109.3%	155.3%	96.5%	89.2%	93.1%	98.6%	98.6%	94.0%
Average time between filing & disposition (in months)	8.5	6.0	6.6	6.5	6.9	4.4	7.9	14.5	7.9	6.0	10.1	5.4	7.6	7.3
Average percent of cases filed but not yet disposed for < 2 years	99.3%	99.4%	100%	100%	99.9%	100%	99.9%	84.6%	100%	92.2%	96.8%	100%	99.6%	99.7%
Average time between submission & disposition (in months)	1.6	1.7	1.1	1.3	1.6	0.6	2.0	8.7	2.2	0.5	2.8	2.6	1.1	2.7
Average percent of cases under submission for < 1 year	98.9%	98.3%	93.6%	100%	100%	100%	100%	66.6%	100%	69.3%	93.7%	100%	100%	99.8%
<b>Criminal Cases</b>														
Total Cases Added	542	479	237	385	638	233	290	41	244	232	236	222	437	480
Total Cases Disposed	474	458	261	395	690	239	297	130	252	234	241	225	463	495
Cases Pending end of year	376	302	134	241	386	114	239	143	237	156	236	143	241	313
Clearance Rate	87.5%	95.6%	110.1%	102.6%	108.2%	102.6%	102.4%	317.1%	103.3%	100.9%	102.1%	101.4%	106.0%	103.1%
Average time between filing & disposition (in months)	8.6	7.9	7.9	7.8	7.8	6.3	10.0	22.7	10.9	7.9	11.9	7.1	8.1	8.5
Average percent of cases filed but not yet disposed for < 2 years	100%	100%	100%	100%	99.5%	100%	100%	78.6%	100%	97.5%	99.1%	100%	99.9%	100%
Average time between submission & disposition (in months)	1.6	1.5	0.7	1.1	1.5	0.5	2.4	12.1	1.8	0.4	1.6	1.7	0.7	2.5
Average percent of cases under submission for < 1 year	100%	100%	100%	100%	100%	100%	100%	60.6%	100%	100%	99.1%	100%	98.0%	100%
<b>Total Cases</b>														
Total Cases Added	1,234	915	758	928	1,678	349	515	144	475	408	381	368	864	1,260
Total Cases Disposed	1,196	923	787	925	1,685	350	543	290	475	391	376	369	884	1,228
Cases Pending end of year	795	499	363	499	937	159	357	281	365	266	347	209	509	794
Clearance Rate	96.9%	100.9%	103.8%	99.7%	100.4%	100.3%	105.4%	201.4%	100.0%	95.8%	98.7%	100.3%	102.3%	97.5%
Average time between filing & disposition (in months)	8.5	6.9	7.0	7.0	7.3	5.7	9.0	18.2	9.5	7.1	11.3	6.4	7.9	7.8
Average percent of cases filed but not yet disposed for < 2 years	99.6%	99.7%	100%	100%	99.7%	100%	100%	81.4%	100%	95.4%	98.4%	100%	99.7%	99.8%
Average time between submission & disposition (in months)	1.6	1.6	1.0	1.2	1.5	0.5	2.3	10.3	2.0	0.4	2.0	2.0	0.9	2.6
Average percent of cases under submission for < 1 year	99.3%	99.1%	95.1%	100%	100%	100%	100%	63.4%	100%	83.1%	96.4%	100%	99.3%	99.9%

District Courts

CRIMINAL CASE ACTIVITY

Cases on Docket

	Capital Murder	Murder	Other Homicides	Aggravated Assault or Attempted Murder	Sexual Assault of Adult	Indecency with or Sexual Assault of Child	Family Violence Assault	Aggravated Robbery or Robbery
<b>Cases Pending Beginning of Year</b>								
<i>Active Cases</i>	903	1,678	718	15,978	1,986	7,802	6,022	6,298
<i>Inactive Cases</i>	130	799	295	6,149	920	4,619	2,402	2,203
Docket Adjustments	-20	-8	0	20	-44	-3	352	-144
<b>Cases Added</b>								
Filed by Indictment or Information	420	860	505	21,234	1,181	5,626	10,543	7,388
Other Cases Reaching Docket								
<i>Motions to Revoke Filed</i>	4	18	114	6,382	219	958	3,351	2,695
<i>Cases Reactivated</i>	47	166	157	6,111	409	1,558	4,001	2,230
<i>All Other Cases Added</i>	30	47	35	599	45	132	151	383
<b>Total Active Cases on Docket</b>	<b>1,384</b>	<b>2,761</b>	<b>1,529</b>	<b>50,324</b>	<b>3,796</b>	<b>16,073</b>	<b>24,420</b>	<b>18,850</b>
<b>Dispositions</b>								
<b>Convictions</b>								
<i>Guilty Plea or Nolo Contendere</i>	144	338	210	7,068	310	1,765	4,459	3,590
<i>By the Court</i>	5	17	12	304	18	129	115	87
<i>By the Jury</i>	83	153	26	273	66	374	67	143
<b>Total Convictions</b>	<b>232</b>	<b>508</b>	<b>248</b>	<b>7,645</b>	<b>394</b>	<b>2,268</b>	<b>4,641</b>	<b>3,820</b>
Deferred Adjudication	6	13	126	6,354	211	1,064	2,788	1,654
<b>Acquittals</b>								
<i>By the Court</i>	5	2	1	59	2	15	11	7
<i>By the Jury</i>	7	27	6	97	23	80	24	17
<b>Total Acquittals</b>	<b>12</b>	<b>29</b>	<b>7</b>	<b>156</b>	<b>25</b>	<b>95</b>	<b>35</b>	<b>24</b>
Dismissals	96	178	103	5,258	475	1,595	2,277	1,277
<b>Motions to Revoke</b>								
<i>Granted/Revoked</i>	3	7	47	2,514	90	405	1,578	1,070
<i>Denied/Continued</i>	1	12	60	3,279	105	457	1,400	1,402
All Other Dispositions	11	23	18	869	30	130	163	307
<b>Total Cases Disposed</b>	<b>361</b>	<b>770</b>	<b>609</b>	<b>26,075</b>	<b>1,330</b>	<b>6,014</b>	<b>12,882</b>	<b>9,554</b>
<b>Cases Placed on Inactive Status</b>	<b>88</b>	<b>229</b>	<b>182</b>	<b>7,662</b>	<b>473</b>	<b>1,989</b>	<b>4,587</b>	<b>2,911</b>
<b>Cases Pending End of Year</b>								
<i>Active Cases</i>	941	1,766	744	16,793	1,976	8,050	7,226	6,539
<i>Inactive Cases</i>	158	836	312	7,293	972	4,967	2,699	2,672
<b>Cases in Which</b>								
<i>Death Penalty Sought</i>	4	---	---	---	---	---	---	---
<i>Death Penalty Not Sought</i>	123	---	---	---	---	---	---	---
<b>Sentencing Information</b>								
Prison	203	478	146	3,599	295	2,002	1,512	2,878
State Jail	8	9	24	385	9	39	120	259
Local Jail	0	2	14	2,540	23	47	2,077	430
Probation/Community Supervision	1	15	57	917	52	119	811	197
Shock Probation	0	0	2	10	0	3	3	21
Fine Only	0	0	0	23	0	0	21	4
Other	3	1	6	140	23	48	37	47

AGE OF CASES DISPOSED	90 Days or Less	91 to 180 Days	181 to 365 Days	Over 365 Days	Total
Number of Cases	114,061	56,990	51,553	48,256	270,860

INFORMATION ON TRAFFICKING OF PERSON	Total Filed
Cases for Trafficking of Persons	114
Cases for Prostitution	482
Cases for Compelling Prostitution	105

## CRIMINAL CASE ACTIVITY

Cases on  
Docket

	Burglary	Theft	Auto Theft	Drug Sale or Manu- facture	Drug Possession	Felony DWI	Other Felony	All Misde- meanors	Total Cases
<b>Cases Pending Beginning of Year</b>									
Active Cases	9,688	15,126	3,331	11,880	35,409	9,595	39,649	3,585	169,648
Inactive Cases	4,745	10,517	1,759	4,326	16,772	4,284	18,733	789	79,442
Docket Adjustments	45	170	-1	-87	-233	29	-396	888	568
<b>Cases Added</b>									
Filed by Indictment or Information	11,263	20,599	5,828	12,393	60,375	10,056	47,873	1,742	217,886
Other Cases Reaching Docket									
Motions to Revoke Filed	5,649	6,103	1,657	3,823	19,024	3,607	12,422	1,017	67,043
Cases Reactivated	5,202	8,652	2,314	4,136	20,835	3,274	17,259	1,144	77,495
All Other Cases Added	324	427	95	476	1,007	587	1,103	1,056	6,497
<b>Total Active Cases on Docket</b>	<b>32,171</b>	<b>51,077</b>	<b>13,224</b>	<b>32,621</b>	<b>136,417</b>	<b>27,148</b>	<b>117,910</b>	<b>9,432</b>	<b>539,137</b>
<b>Dispositions</b>									
<b>Convictions</b>									
Guilty Plea or Nolo Contendere	5,681	11,620	3,035	5,842	24,672	8,159	20,607	1,263	98,763
By the Court	269	382	86	242	926	383	1,026	72	4,073
By the Jury	61	52	8	94	113	62	389	7	1,971
Total Convictions	6,011	12,054	3,129	6,178	25,711	8,604	22,022	1,342	104,807
Deferred Adjudication	2,885	4,251	1,061	3,121	17,174	131	10,245	350	51,434
<b>Acquittals</b>									
By the Court	12	8	4	9	31	7	62	1	236
By the Jury	21	12	4	12	36	3	79	2	450
Total Acquittals	33	20	8	21	67	10	141	3	686
Dismissals	2,150	3,908	1,349	2,542	11,573	796	12,419	914	46,910
<b>Motions to Revoke</b>									
Granted/Revoked	2,764	3,215	885	1,511	9,124	1,455	5,713	623	31,004
Denied/Continued	2,454	2,457	510	1,959	7,118	1,649	5,029	278	28,170
All Other Dispositions	465	630	137	489	1,500	537	1,664	876	7,849
<b>Total Cases Disposed</b>	<b>16,762</b>	<b>26,535</b>	<b>7,079</b>	<b>15,821</b>	<b>72,267</b>	<b>13,182</b>	<b>57,233</b>	<b>4,386</b>	<b>270,860</b>
<b>Cases Placed on Inactive Status</b>	<b>5,857</b>	<b>9,851</b>	<b>2,721</b>	<b>4,972</b>	<b>25,207</b>	<b>3,871</b>	<b>20,515</b>	<b>1,176</b>	<b>92,291</b>
<b>Cases Pending End of Year</b>									
Active Cases	9,688	14,965	3,478	11,882	38,752	10,137	40,659	3,669	177,265
Inactive Cases	5,088	11,245	2,032	4,990	19,813	4,691	20,820	849	89,437
<b>Cases in Which</b>									
Death Penalty Sought	---	---	---	---	---	---	---	---	4
Death Penalty Not Sought	---	---	---	---	---	---	---	---	123
<b>Sentencing Information</b>									
Prison	2,493	1,406	327	3,838	5,149	2,608	9,815	28	36,777
State Jail	1,561	5,285	1,544	694	6,677	394	3,680	56	20,744
Local Jail	1,043	3,716	972	665	8,814	623	4,469	869	26,304
Probation/Community Supervision	753	1,254	234	871	4,304	4,474	3,342	375	17,776
Shock Probation	24	10	0	21	19	4	23	1	141
Fine Only	3	17	2	5	123	1	59	15	273
Other	84	174	20	88	378	356	379	25	1,809

## ADDITIONAL COURT ACTIVITY

	Total
Cases in Which Jury Selected	2,555
Cases in Which Mistrial Declared	150
Motions to Suppress Granted or Denied	2,064
Mental Illness/Intellectual Disability Assessments	10,104
Competency Examination Reports	5,235
Cases Set for Review	46,624
Cases in Which Attorney Appointed as Counsel	152,068
Cases with Retained Counsel	75,376

CIVIL CASE ACTIVITY

Cases on Docket	Injury or Damage					
	Motor Vehicle	Medical Malpractice	Other Professional Malpractice	Product Liability - Asbestos/Silica	Other Product Liability	Other Injury or Damage
<b>Cases Pending Beginning of Year</b>						
<i>Active Cases</i>	45,436	1,808	437	1,965	658	14,908
<i>Inactive Cases</i>	1,568	72	31	253	41	815
Docket Adjustments	-133	-2	-2	0	-17	-87
<b>Cases Added</b>						
New Cases Filed	36,302	1,061	251	113	222	8,736
Other Cases Reaching Docket						
<i>Cases Reactivated</i>	4,603	135	34	39	26	1,044
<i>All Other Cases Added</i>	858	34	9	16	15	351
<b>Total Active Cases on Docket</b>	<b>87,066</b>	<b>3,036</b>	<b>729</b>	<b>2,133</b>	<b>904</b>	<b>24,952</b>
<b>Dispositions</b>						
Change of Venue Transfers	282	26	4	8	8	196
Default Judgments	838	5	5	0	4	230
Agreed Judgments	4,272	104	25	20	25	1,144
Summary Judgments	286	28	12	0	10	310
Final Judgments						
<i>After Non-Jury Trial</i>	1,190	38	12	2	15	424
<i>By Jury Verdict</i>	555	22	1	1	1	104
<i>By Directed Verdict</i>	9	1	0	0	1	4
<i>Dismissed for Want of Prosecution</i>	3,686	64	38	100	38	896
<i>Non-Suited or Dismissed by Plaintiff</i>	16,206	539	124	680	107	3,744
All Other Dispositions	1,351	58	15	52	24	786
<b>Total Cases Disposed</b>	<b>28,675</b>	<b>885</b>	<b>236</b>	<b>863</b>	<b>233</b>	<b>7,838</b>
<b>Cases Placed on Inactive Status</b>	<b>5,019</b>	<b>167</b>	<b>31</b>	<b>24</b>	<b>23</b>	<b>1,083</b>
<b>Cases Pending End of Year</b>						
<i>Active Cases</i>	53,583	1,999	460	1,247	654	16,037
<i>Inactive Cases</i>	1,718	88	29	237	30	788

AGE OF CASES DISPOSED	3 Months or Less	Over 3 to 6 Months	Over 6 to 12 Months	12 to 18 Months	Over 18 Months	Total
Number of Cases	59,323	35,947	49,685	29,937	53,267	228,159

ADDITIONAL COURT ACTIVITY	Total
Cases in Which Jury Selected	1,244
Cases in Which Mistrial Declared	58
Injunction or Show Cause Order Issued	4,387
Cases in Which Plaintiff/Petitioner Represented Self	6,548

## FAMILY CASE ACTIVITY

Cases on Docket	Real Property		Contract		Civil Cases Relating to Criminal Matters	All Other Civil Cases	Tax	Total Cases
	Eminent Domain	Other Real Property	Consumer/Commercial/Debt	Other Contract				
<b>Cases Pending Beginning of Year</b>								
<i>Active Cases</i>	605	10,489	49,351	16,810	43,676	41,236	102,675	330,054
<i>Inactive Cases</i>	6	376	2,382	1,146	395	1,650	1,215	9,950
Docket Adjustments	-9	-45	-387	-200	-11,437	920	-739	-12,138
<b>Cases Added</b>								
New Cases Filed	631	11,677	40,225	14,011	60,594	32,986	48,692	255,501
Other Cases Reaching Docket								
<i>Cases Reactivated</i>	2	1,493	2,050	551	1,405	917	3,691	15,990
<i>All Other Cases Added</i>	7	200	1,174	333	955	1,510	578	6,040
<b>Total Active Cases on Docket</b>	<b>1,236</b>	<b>23,814</b>	<b>92,413</b>	<b>31,505</b>	<b>95,193</b>	<b>77,569</b>	<b>154,897</b>	<b>595,447</b>
<b>Dispositions</b>								
Change of Venue Transfers	0	85	376	153	39	260	11	1,448
Default Judgments	4	709	9,910	3,220	6,983	2,148	10,578	34,634
Agreed Judgments	26	4,772	4,579	1,540	7,981	5,820	1,589	31,897
Summary Judgments	7	249	1,736	466	195	3,086	281	6,666
Final Judgments								
<i>After Non-Jury Trial</i>	38	534	1,518	852	10,209	2,932	10,048	27,812
<i>By Jury Verdict</i>	2	23	79	36	22	73	16	935
<i>By Directed Verdict</i>	0	3	3	4	6	18	6	55
<i>Dismissed for Want of Prosecution</i>	21	598	3,663	1,360	1,498	2,653	2,105	16,720
<i>Non-Suited or Dismissed by Plaintiff</i>	174	2,147	15,399	5,409	3,139	9,402	24,301	81,371
All Other Dispositions	20	518	2,151	836	15,962	3,820	1,028	26,621
<b>Total Cases Disposed</b>	<b>292</b>	<b>9,638</b>	<b>39,414</b>	<b>13,876</b>	<b>46,034</b>	<b>30,212</b>	<b>49,963</b>	<b>228,159</b>
<b>Cases Placed on Inactive Status</b>	<b>2</b>	<b>1,607</b>	<b>2,626</b>	<b>639</b>	<b>1,594</b>	<b>1,374</b>	<b>3,809</b>	<b>17,998</b>
<b>Cases Pending End of Year</b>								
<i>Active Cases</i>	923	12,588	50,708	16,901	47,107	45,571	100,780	348,558
<i>Inactive Cases</i>	5	428	2,474	1,279	291	1,675	1,110	10,152

FAMILY CASE ACTIVITY

Cases on Docket	Divorce		Parent-Child - No Divorce	Child Protective Services	Termination of Parental Rights	Adoption	Protective Orders - No Divorce	All Other Family Law Cases
	Children	No Children						
<b>Cases Pending Beginning of Year</b>								
<i>Active Cases</i>	48,798	52,979	31,319	18,582	1,782	5,889	4,127	20,217
<i>Inactive Cases</i>	573	319	226	93	27	33	40	475
Docket Adjustments	-976	-780	-4,297	-1,604	-246	-547	-233	-2,190
<b>Cases Added</b>								
New Cases Filed	50,288	59,601	13,032	12,430	1,887	8,034	8,415	15,706
Other Cases Reaching Docket								
<i>Cases Reactivated</i>	2,688	2,657	545	261	34	138	162	475
<i>All Other Cases Added</i>	2,068	907	1,365	532	52	99	319	1,264
<b>Total Active Cases on Docket</b>	<b>102,866</b>	<b>115,364</b>	<b>41,964</b>	<b>30,201</b>	<b>3,509</b>	<b>13,613</b>	<b>12,790</b>	<b>35,472</b>
<b>Dispositions</b>								
Change of Venue Transfers	161	66	137	141	14	42	8	86
Default Judgments	3,261	5,463	1,298	228	98	122	626	287
Agreed Judgments	21,414	24,116	3,703	704	180	1,066	841	2,596
Summary Judgments	7	10	24	2	0	3	2	26
Final Judgments								
<i>After Non-Jury Trial</i>	14,422	18,479	3,443	4,996	1,094	4,770	1,513	7,578
<i>By Jury Verdict</i>	20	14	4	23	3	6	2	12
<i>By Directed Verdict</i>	15	8	4	9	0	3	0	7
<i>Dismissed for Want of Prosecution</i>	7,282	6,897	3,116	172	198	470	939	1,816
<i>Non-Suited or Dismissed by Plaintiff</i>	3,212	2,587	1,382	3,844	109	146	1,845	882
All Other Dispositions	1,757	1,579	1,113	1,629	130	1,215	2,118	3,328
<b>Total Cases Disposed</b>	<b>51,551</b>	<b>59,219</b>	<b>14,224</b>	<b>11,748</b>	<b>1,826</b>	<b>7,843</b>	<b>7,894</b>	<b>16,618</b>
<b>Cases Placed on Inactive Status</b>	<b>2,594</b>	<b>2,642</b>	<b>549</b>	<b>257</b>	<b>30</b>	<b>144</b>	<b>167</b>	<b>407</b>
<b>Cases Pending End of Year</b>								
<i>Active Cases</i>	48,696	53,509	27,168	18,189	1,652	5,624	4,728	18,515
<i>Inactive Cases</i>	441	285	217	77	16	25	40	273

AGE OF CASES DISPOSED	3 Months or Less	Over 3 to 6 Months	Over 6 to 12 Months	12 to 18 Months	Over 18 Months	Total
Number of Cases	122,590	76,413	83,126	28,071	36,357	346,557

ADDITIONAL COURT ACTIVITY	Total
Cases in Which Jury Selected	198
Cases in Which Mistrial Declared	5
Injunction of Show Cause Order Issued	33,672
Protective Orders Signed	8,923
Cases Set for Review	26,761
Cases in Which Plaintiff/Petitioner Represented Self	75,958



## FAMILY CASE ACTIVITY

Cases on Docket	Title IV-D			Post-Judgment Actions				Total Cases
	Paternity	Support Order	UIFSA	Modification - Custody	Modification - Other	Enforcement	Title IV-D	
<b>Cases Pending Beginning of Year</b>								
<i>Active Cases</i>	21,627	24,270	3,196	17,352	24,408	13,903	50,845	339,294
<i>Inactive Cases</i>	168	116	41	152	318	349	2,502	5,432
Docket Adjustments	661	737	-84	347	1,108	-586	-914	-9,604
<b>Cases Added</b>								
New Cases Filed	34,111	44,512	3,439	8,403	16,404	7,468	53,943	337,673
Other Cases Reaching Docket								
<i>Cases Reactivated</i>	106	131	12	136	822	277	2,423	10,867
<i>All Other Cases Added</i>	697	1,497	155	1,800	1,746	1,047	6,089	19,637
<b>Total Active Cases on Docket</b>	<b>57,202</b>	<b>71,147</b>	<b>6,718</b>	<b>28,038</b>	<b>44,488</b>	<b>22,109</b>	<b>112,386</b>	<b>697,867</b>
<b>Dispositions</b>								
Change of Venue Transfers	52	81	17	457	790	172	1,320	3,544
Default Judgments	3,447	3,228	253	665	929	186	2,633	22,724
Agreed Judgments	8,420	14,941	631	3,171	6,673	2,290	26,270	117,016
Summary Judgments	2	4	4	8	4	5	99	200
Final Judgments								
<i>After Non-Jury Trial</i>	5,834	6,840	965	2,470	2,812	1,750	12,007	88,973
<i>By Jury Verdict</i>	7	4	3	17	10	4	24	153
<i>By Directed Verdict</i>	4	4	0	8	24	10	15	111
<i>Dismissed for Want of Prosecution</i>	5,181	5,195	320	1,333	2,604	1,386	3,442	40,351
<i>Non-Suited or Dismissed by Plaintiff</i>	9,040	10,330	882	591	1,306	1,254	7,873	45,283
All Other Dispositions	2,944	4,735	569	603	1,567	932	3,983	28,202
<b>Total Cases Disposed</b>	<b>34,931</b>	<b>45,362</b>	<b>3,644</b>	<b>9,323</b>	<b>16,719</b>	<b>7,989</b>	<b>57,666</b>	<b>346,557</b>
<b>Cases Placed on Inactive Status</b>	<b>138</b>	<b>133</b>	<b>10</b>	<b>129</b>	<b>814</b>	<b>299</b>	<b>2,902</b>	<b>11,215</b>
<b>Cases Pending End of Year</b>								
<i>Active Cases</i>	22,176	25,654	3,061	18,557	26,954	13,810	52,137	340,430
<i>Inactive Cases</i>	148	99	28	134	307	346	2,660	5,096

JUVENILE CASE ACTIVITY

Cases on Docket

	CINS	Delinquent Conduct							
		Capital Murder	Murder	Other Homicides	Aggra- vated Assault or Attempted Murder	Assault	Indecency with or Sexual Assault of Child	Aggra- vated Robbery or Robbery	Burglary
<b>Cases Pending Beginning of Year</b>									
Active Cases	401	19	14	2	867	1,588	742	578	967
Inactive Cases	77	4	4	1	160	300	117	132	184
Docket Adjustments	191	-2	5	4	162	-21	95	56	124
<b>Cases Added</b>									
New Petitions Filed	191	16	18	9	1,637	2,764	692	733	821
Petitions for Transfer to Adult Criminal Court	---	9	6	0	12	2	28	4	4
Other Cases Reaching Docket									
Motions to Modify/Enforce/Proceed Filed	18	0	0	0	496	674	191	254	393
Cases Reactivated	30	3	6	3	308	385	175	180	171
All Other Cases Added	36	0	1	0	12	10	14	12	20
<b>Total Active Cases on Docket</b>	<b>867</b>	<b>45</b>	<b>50</b>	<b>18</b>	<b>3,494</b>	<b>5,402</b>	<b>1,937</b>	<b>1,817</b>	<b>2,500</b>
<b>Adjudications</b>									
Findings of Delinquent Conduct or CINS									
Plea of True	32	1	2	1	679	571	350	490	436
By the Court	27	0	1	1	94	142	44	42	46
By the Jury	0	0	0	0	0	2	2	1	0
Total Findings of DC/CINS	59	1	3	2	773	715	396	533	482
Deferred Prosecution	18	0	0	1	406	1,146	137	39	128
Transferred to Adult Criminal Court	---	5	9	0	13	0	27	18	3
Findings of No DC or No CINS									
By the Court	15	0	0	0	4	7	3	4	4
By the Jury	0	0	0	0	0	0	1	0	1
Total Findings of No DC/No CINS	15	0	0	0	4	7	4	4	5
Dismissals	82	4	4	0	227	509	125	72	149
Motions to Modify Disposition									
Denied	0	0	0	0	41	66	5	43	32
Granted	14	0	1	1	326	197	111	153	264
All Other Adjudications/Findings	10	1	3	1	173	569	121	122	35
<b>Total Cases Adjudicated</b>	<b>198</b>	<b>11</b>	<b>20</b>	<b>5</b>	<b>1,963</b>	<b>3,209</b>	<b>926</b>	<b>984</b>	<b>1,098</b>
<b>Cases Placed on Inactive Status</b>	<b>24</b>	<b>7</b>	<b>7</b>	<b>2</b>	<b>313</b>	<b>356</b>	<b>168</b>	<b>149</b>	<b>187</b>
<b>Cases Pending End of Year</b>									
Active Cases	654	27	25	10	1,232	1,878	851	686	1,322
Inactive Cases	62	8	3	1	151	230	100	99	92
<b>Dispositions</b>									
<b>Cases with Finding of DC/CINS</b>									
Probation Granted									
Determinate Sentence Probation	---	1	1	0	288	447	112	233	153
All Other Probation	42	0	0	2	447	400	230	171	432
Committed to Texas Juvenile Justice Dept.									
Determinate Sentence	---	1	1	0	20	3	7	69	4
Indeterminate Sentence	---	0	0	0	46	3	17	29	29
Final Judgment Without Any Disposition	1	0	1	1	36	53	8	55	31
<b>Cases with Granted Motion to Modify Disp.</b>									
Probation Revoked, Child Sent to TJJD	---	0	0	0	22	3	15	16	20
All Other Dispositions	18	0	1	1	301	183	84	151	278

AGE OF CASES DISPOSED	30 Days or Less	31 to 90 Days	91 to 180 Days	Over 180 Days	Total
Number of Cases	6,418	6,015	3,744	3,478	19,655

District Courts

JUVENILE CASE ACTIVITY

Cases on Docket

	Delinquent Conduct							Total DC Cases		
	Theft	Auto Theft	Felony Drug Offenses	Misdemeanor Drug Offenses	DWI	Contempt of Court	All Other Offenses	Total Cases	Felonies	Misdemeanors
<b>Cases Pending Beginning of Year</b>										
Active Cases	545	373	399	814	24	163	10,360	17,856	4,883	4,978
Inactive Cases	160	59	49	153	0	15	522	1,937	926	1,038
Docket Adjustments	53	-5	16	-20	4	4	1,632	2,298	430	611
<b>Cases Added</b>										
New Petitions Filed	558	525	381	1,131	33	2	6,036	15,547	6,197	8,377
Petitions for Transfer to Adult Criminal Court	1	0	1	1	0	0	19	87	64	7
Other Cases Reaching Docket										
Motions to Modify/Enforce/Proceed Filed	245	266	114	417	0	0	2,486	5,554	2,423	2,740
Cases Reactivated	112	121	54	226	2	0	881	2,657	1,300	1,276
All Other Cases Added	9	8	8	9	2	0	63	204	80	64
<b>Total Active Cases on Docket</b>	<b>1,523</b>	<b>1,288</b>	<b>973</b>	<b>2,578</b>	<b>65</b>	<b>169</b>	<b>21,477</b>	<b>44,203</b>	<b>15,377</b>	<b>18,053</b>
<b>Adjudications</b>										
Findings of Delinquent Conduct or CINS										
Plea of True										
By the Court	11	42	19	98	1	0	353	921	385	480
By the Jury	1	0	0	0	0	0	5	11	4	4
Total Findings of DC/CINS	315	352	149	418	23	0	2,973	7,194	3,432	3,202
Deferred Prosecution	92	41	129	354	3	0	1,410	3,904	1,219	2,527
Transferred to Adult Criminal Court	1	2	21	1	0	0	9	109	104	2
Findings of No DC or No CINS										
By the Court										
By the Jury	0	1	0	0	0	0	27	65	16	15
Total Findings of No DC/No CINS	0	1	0	0	0	0	29	69	18	16
Dismissals	87	79	65	176	5	1	987	2,572	803	1,374
Motions to Modify Disposition										
Denied										
Granted	111	163	57	94	1	0	942	2,435	1,447	864
All Other Adjudications/Findings	85	59	58	313	0	1	1,300	2,851	888	1,904
<b>Total Cases Adjudicated</b>	<b>717</b>	<b>735</b>	<b>497</b>	<b>1,387</b>	<b>32</b>	<b>2</b>	<b>7,871</b>	<b>19,655</b>	<b>8,189</b>	<b>10,126</b>
<b>Cases Placed on Inactive Status</b>	<b>121</b>	<b>123</b>	<b>52</b>	<b>184</b>	<b>3</b>	<b>0</b>	<b>772</b>	<b>2,468</b>	<b>1,231</b>	<b>1,171</b>
<b>Cases Pending End of Year</b>										
Active Cases	773	436	441	1,031	30	182	12,739	22,317	6,133	6,912
Inactive Cases	81	55	30	87	1	0	501	1,501	676	772
<b>Dispositions</b>										
<b>Cases with Finding of DC/CINS</b>										
Probation Granted										
Determinate Sentence Probation										
All Other Probation	228	156	73	193	12	0	1,641	4,027	1,806	1,628
Committed to Texas Juvenile Justice Dept.										
Determinate Sentence										
Indeterminate Sentence	11	12	4	1	0	0	45	197	168	9
Final Judgment Without Any Disposition	11	39	14	39	5	2	188	485	238	242
<b>Cases with Granted Motion to Modify Disp.</b>										
Probation Revoked, Child Sent to TJJD	10	6	2	0	0	0	22	116	94	7
All Other Dispositions	108	134	50	102	1	0	1,155	2,567	1,330	889

ADDITIONAL COURT ACTIVITY							
	CINS	DC	Total		CINS	DC	Total
Grand Jury Approvals	---	617	617	Motions to Suppress Granted or Denied	0	33	33
Release or Transfer Hearings	---	156	156	Applications for Sealing Records	262	777	1,039
Detention Hearings	1,928	28,423	30,351	Motions for Sex Offender Un- or Deregistration	0	46	46
Cases Set for Review	35	7,864	7,899	Cases in Which Attorney Appointed as Counsel	134	15,780	15,914
Competency Hearings	1	40	41	Cases with Retained Counsel	37	2,615	2,652

Statutory County Courts

FELONY CASE ACTIVITY

Cases on Docket

	Capital Murder	Murder	Other Homicides	Aggravated Assault or Attempted Murder	Sexual Assault of Adult	Indecency with or Sexual Assault of Child	Family Violence Assault	Aggravated Robbery or Robbery
<b>Cases Pending Beginning of Year</b>								
<i>Active Cases</i>	0	0	2	36	1	20	16	8
<i>Inactive Cases</i>	0	0	7	11	0	1	1	3
Docket Adjustments	0	0	0	1	0	1	3	0
<b>Cases Added</b>								
Filed by Indictment or Information	0	0	3	52	3	14	25	8
Other Cases Reaching Docket								
<i>Motions to Revoke Filed</i>	0	0	0	7	0	1	9	1
<i>Cases Reactivated</i>	0	0	1	3	0	1	1	0
<i>All Other Cases Added</i>	0	0	0	0	0	0	0	0
<b>Total Active Cases on Docket</b>	<b>0</b>	<b>0</b>	<b>6</b>	<b>99</b>	<b>4</b>	<b>37</b>	<b>54</b>	<b>17</b>
<b>Dispositions</b>								
<b>Convictions</b>								
<i>Guilty Plea or Nolo Contendere</i>	0	0	1	12	0	2	12	1
<i>By the Court</i>	0	0	0	0	0	0	0	0
<i>By the Jury</i>	0	0	0	0	0	0	0	0
<b>Total Convictions</b>	<b>0</b>	<b>0</b>	<b>1</b>	<b>12</b>	<b>0</b>	<b>2</b>	<b>12</b>	<b>1</b>
Deferred Adjudication	0	0	0	7	0	2	8	3
<b>Acquittals</b>								
<i>By the Court</i>	0	0	0	0	0	0	0	0
<i>By the Jury</i>	0	0	0	1	0	1	0	0
<b>Total Acquittals</b>	<b>0</b>	<b>0</b>	<b>0</b>	<b>1</b>	<b>0</b>	<b>1</b>	<b>0</b>	<b>0</b>
Dismissals	0	0	2	15	1	1	2	3
<b>Motions to Revoke</b>								
<i>Granted/Revoked</i>	0	0	0	4	0	1	6	1
<i>Denied/Continued</i>	0	0	0	4	0	0	3	3
All Other Dispositions	0	0	0	0	0	0	0	0
<b>Total Cases Disposed</b>	<b>0</b>	<b>0</b>	<b>3</b>	<b>43</b>	<b>1</b>	<b>7</b>	<b>31</b>	<b>11</b>
<b>Cases Placed on Inactive Status</b>	<b>0</b>	<b>0</b>	<b>0</b>	<b>4</b>	<b>0</b>	<b>1</b>	<b>2</b>	<b>0</b>
<b>Cases Pending End of Year</b>								
<i>Active Cases</i>	0	0	3	55	3	29	22	6
<i>Inactive Cases</i>	0	0	6	9	0	1	1	3
<b>Cases in Which</b>								
<i>Death Penalty Sought</i>	---	---	---	---	---	---	---	---
<i>Death Penalty Not Sought</i>	---	---	---	---	---	---	---	---
<b>Sentencing Information</b>								
Prison	0	0	1	8	0	2	9	1
State Jail	0	0	0	1	0	0	0	0
Local Jail	0	0	0	1	0	0	1	0
Probation/Community Supervision	0	0	0	2	0	0	2	0
Shock Probation	0	0	0	0	0	0	0	0
Fine Only	0	0	0	0	0	0	0	0
Other	0	0	0	0	0	0	0	0

AGE OF CASES DISPOSED	90 Days or Less	91 to 180 Days	181 to 365 Days	Over 365 Days	Total
Number of Cases	287	212	261	114	874

## FELONY CASE ACTIVITY

Cases on  
Docket

	Burglary	Theft	Auto Theft	Drug Sale or Manufacture	Drug Possession	Felony DWI	Other Felony	Total Cases
<b>Cases Pending Beginning of Year</b>								
<i>Active Cases</i>	50	62	25	15	147	171	85	638
<i>Inactive Cases</i>	12	13	9	0	31	89	28	205
Docket Adjustments	0	1	-3	1	10	21	9	44
<b>Cases Added</b>								
Filed by Indictment or Information	27	129	42	22	184	155	114	778
Other Cases Reaching Docket								
<i>Motions to Revoke Filed</i>	13	13	7	5	63	40	26	185
<i>Cases Reactivated</i>	1	23	7	0	8	80	8	133
<i>All Other Cases Added</i>	0	0	0	0	0	0	0	0
<b>Total Active Cases on Docket</b>	<b>91</b>	<b>228</b>	<b>78</b>	<b>43</b>	<b>412</b>	<b>467</b>	<b>242</b>	<b>1,778</b>
<b>Dispositions</b>								
Convictions								
<i>Guilty Plea or Nolo Contendere</i>	12	58	17	6	100	159	62	442
<i>By the Court</i>	0	0	0	0	2	3	0	5
<i>By the Jury</i>	0	1	0	0	0	1	0	2
Total Convictions	12	59	17	6	102	163	62	449
Deferred Adjudication	14	14	4	2	53	1	24	132
Acquittals								
<i>By the Court</i>	0	0	0	0	0	0	0	0
<i>By the Jury</i>	0	0	0	0	0	0	0	2
Total Acquittals	0	0	0	0	0	0	0	2
Dismissals	8	11	5	0	11	4	23	86
Motions to Revoke								
<i>Granted/Revoked</i>	12	7	3	4	39	28	13	118
<i>Denied/Continued</i>	4	3	2	6	26	14	10	75
All Other Dispositions	0	0	0	0	1	8	3	12
<b>Total Cases Disposed</b>	<b>50</b>	<b>94</b>	<b>31</b>	<b>18</b>	<b>232</b>	<b>218</b>	<b>135</b>	<b>874</b>
<b>Cases Placed on Inactive Status</b>	<b>7</b>	<b>35</b>	<b>16</b>	<b>0</b>	<b>11</b>	<b>76</b>	<b>14</b>	<b>166</b>
<b>Cases Pending End of Year</b>								
<i>Active Cases</i>	38	102	35	25	171	177	94	760
<i>Inactive Cases</i>	14	22	14	0	32	81	33	216
Cases in Which								
<i>Death Penalty Sought</i>	---	---	---	---	---	---	---	---
<i>Death Penalty Not Sought</i>	---	---	---	---	---	---	---	---
<b>Sentencing Information</b>								
Prison	6	5	3	4	34	61	27	161
State Jail	3	29	9	0	29	3	7	81
Local Jail	0	9	3	0	1	8	4	27
Probation/Community Supervision	2	12	2	2	35	90	19	166
Shock Probation	0	0	0	0	0	0	0	0
Fine Only	0	0	0	0	0	0	0	0
Other	0	1	0	0	0	0	0	1

Statutory County Courts

MISDEMEANOR CASE ACTIVITY

Cases on Docket

	DWI - First Offense	DWI - Second Offense	Theft	Theft by Check	Drug Possession - Marijuana	Drug Offenses - Other
<b>Cases Pending Beginning of Year</b>						
<i>Active Cases</i>	50,529	7,730	21,996	12,273	33,855	11,763
<i>Inactive Cases</i>	29,296	4,057	36,743	23,913	14,993	4,585
Docket Adjustments	-815	-99	-483	-607	-260	-267
<b>Cases Added</b>						
New Cases Filed	59,694	12,263	29,168	3,616	60,393	16,668
Appealed from Lower Courts	18	5	19	12	16	90
Other Cases Reaching Docket						
<i>Motions to Revoke Filed</i>	6,707	1,754	3,722	521	5,255	1,864
<i>Cases Reactivated</i>	11,470	2,719	15,225	4,311	13,999	4,599
<i>All Other Cases Added</i>	224	73	360	15	194	99
<b>Total Active Cases on Docket</b>	<b>127,827</b>	<b>24,445</b>	<b>70,007</b>	<b>20,141</b>	<b>113,452</b>	<b>34,816</b>
<b>Dispositions</b>						
Convictions						
<i>Guilty Plea or Nolo Contendere</i>	36,800	9,215	12,917	1,346	21,269	6,609
<i>By the Court</i>	523	150	174	149	526	108
<i>By the Jury</i>	441	80	26	2	38	14
Total Convictions	37,764	9,445	13,117	1,497	21,833	6,731
Deferred Adjudication	2,857	266	5,736	602	12,191	2,518
Acquittals						
<i>By the Court</i>	89	9	5	2	2	2
<i>By the Jury</i>	199	46	20	0	12	1
Total Acquittals	288	55	25	2	14	3
Dismissals	11,383	1,203	11,347	5,338	22,185	7,138
Motions to Revoke						
<i>Granted/Revoked</i>	3,537	918	2,504	438	3,117	1,084
<i>Denied/Continued</i>	3,229	778	1,383	237	1,365	477
All Other Dispositions	547	109	547	76	1,816	913
<b>Total Cases Disposed</b>	<b>59,605</b>	<b>12,774</b>	<b>34,659</b>	<b>8,190</b>	<b>62,521</b>	<b>18,864</b>
Placed on Inactive Status	13,935	3,210	14,469	1,785	16,566	5,266
<b>Cases Pending End of Year</b>						
<i>Active Cases</i>	55,369	8,597	21,378	10,641	35,205	10,982
<i>Inactive Cases</i>	30,679	4,412	35,488	20,912	16,720	4,956
<b>Sentencing Information</b>						
Local Jail	17,298	4,569	10,838	1,087	16,334	5,404
Probation/Comm. Supervision	19,573	4,718	1,296	254	1,786	841
Fine Only	551	70	772	112	3,145	354
Other	190	52	132	35	358	98

AGE OF CASES DISPOSED	30 Days or Less	31 to 90 Days	91 to 180 Days	Over 180 Days	Total
Number of Cases	86,751	42,700	38,940	237,400	405,791

INFORMATION ON TRAFFICKING OF PERSONS	Total Filed
Cases for Trafficking of Persons	2
Cases for Prostitution	2,392
Cases for Compelling Prostitution	6

# Statutory County Courts

## MISDEMEANOR CASE ACTIVITY

### Cases on Docket

	Family Violence Assault	Assault - Other	Traffic	DWLS/ DWLI	Other Misdemeanor Cases	Total Cases
<b>Cases Pending Beginning of Year</b>						
<i>Active Cases</i>	19,545	9,885	11,566	11,579	56,900	247,621
<i>Inactive Cases</i>	12,070	7,542	9,164	8,097	43,820	194,280
Docket Adjustments	-246	27	433	-85	353	-2,049
<b>Cases Added</b>						
New Cases Filed	32,887	11,081	7,234	18,747	111,342	363,093
Appealed from Lower Courts	7	42	16,770	163	3,225	20,367
Other Cases Reaching Docket						
<i>Motions to Revoke Filed</i>	2,730	1,011	610	748	7,396	32,318
<i>Cases Reactivated</i>	9,338	3,661	2,303	6,942	27,720	102,287
<i>All Other Cases Added</i>	392	208	86	136	539	2,326
<b>Total Active Cases on Docket</b>	<b>64,653</b>	<b>25,915</b>	<b>39,002</b>	<b>38,230</b>	<b>207,475</b>	<b>765,963</b>
<b>Dispositions</b>						
Convictions						
<i>Guilty Plea or Nolo Contendere</i>	9,933	3,968	6,261	8,273	49,485	166,076
<i>By the Court</i>	150	76	118	76	834	2,884
<i>By the Jury</i>	131	58	13	14	173	990
Total Convictions	10,214	4,102	6,392	8,363	50,492	169,950
Deferred Adjudication	5,627	1,724	7,949	1,836	14,318	55,624
Acquittals						
<i>By the Court</i>	34	14	8	2	31	198
<i>By the Jury</i>	177	73	6	1	120	655
Total Acquittals	211	87	14	3	151	853
Dismissals	15,278	4,534	9,530	8,543	42,464	138,943
Motions to Revoke						
<i>Granted/Revoked</i>	1,657	617	345	492	4,209	18,918
<i>Denied/Continued</i>	854	410	267	279	2,561	11,840
All Other Dispositions	288	193	1,010	812	3,352	9,663
<b>Total Cases Disposed</b>	<b>34,129</b>	<b>11,667</b>	<b>25,507</b>	<b>20,328</b>	<b>117,547</b>	<b>405,791</b>
Placed on Inactive Status	10,431	4,134	2,304	7,216	33,682	112,998
<b>Cases Pending End of Year</b>						
<i>Active Cases</i>	20,663	10,392	11,214	11,029	59,340	254,810
<i>Inactive Cases</i>	12,593	7,737	9,142	8,028	46,688	197,355
<b>Sentencing Information</b>						
Local Jail	8,008	3,266	2,051	6,896	43,656	119,407
Probation/Comm. Supervision	1,356	522	478	341	3,733	34,898
Fine Only	668	212	3,650	944	2,193	12,671
Other	115	32	132	147	551	1,842

ADDITIONAL COURT ACTIVITY	Midemeanor	Felony	Total
Cases in Which Jury Selected	1,498	4	1,502
Cases in Which Mistrial Declared	83	0	83
Motions to Suppress Granted or Denied	896	25	921
Mental Illness/Intellectual Disability Assessments	11,208	0	11,208
Competency Examination Reports	3,639	2	3,641
Cases Set for Review	34,167	32	34,199
Cases in Which Attorney Appointed as Counsel	164,093	554	164,647
Cases with Retained Counsel	135,594	158	135,752

CIVIL CASE ACTIVITY

Cases on Docket	Injury or Damage					
	Motor Vehicle	Medical Malpractice	Other Professional Malpractice	Product Liability - Asbestos/Silica	Other Product Liability	Other Injury or Damage
<b>Cases Pending Beginning of Year</b>						
<i>Active Cases</i>	19,477	93	21	3	79	4,847
<i>Inactive Cases</i>	1,056	0	0	1	6	381
Docket Adjustments	-981	-11	-3	0	5	-553
<b>Cases Added</b>						
New Cases Filed	14,320	37	22	3	66	2,067
Cases Appealed from Lower Courts	11	0	0	0	0	38
Other Cases Reaching Docket						
<i>Cases Reactivated</i>	196	0	0	0	2	37
<i>All Other Cases Added</i>	414	1	1	0	1	64
<b>Total Active Cases on Docket</b>	<b>33,437</b>	<b>120</b>	<b>41</b>	<b>6</b>	<b>153</b>	<b>6,500</b>
<b>Dispositions</b>						
Change of Venue Transfers	77	1	0	0	0	31
Default Judgments	981	0	1	0	5	101
Agreed Judgments	580	0	1	0	5	112
Summary Judgments	120	2	0	0	1	78
Final Judgments						
<i>After Non-Jury Trial</i>	538	2	1	0	2	130
<i>By Jury Verdict</i>	189	0	0	0	0	15
<i>By Directed Verdict</i>	0	0	0	0	0	0
<i>Dismissed for Want of Prosecution</i>	1,932	1	0	0	6	343
<i>Non-Suited or Dismissed by Plaintiff</i>	7,065	23	4	0	30	1,086
All Other Dispositions	2,304	2	3	0	13	407
<b>Total Cases Disposed</b>	<b>13,786</b>	<b>31</b>	<b>10</b>	<b>0</b>	<b>62</b>	<b>2,303</b>
<b>Cases Placed on Inactive Status</b>	<b>243</b>	<b>0</b>	<b>1</b>	<b>0</b>	<b>3</b>	<b>48</b>
<b>Cases Pending End of Year</b>						
<i>Active Cases</i>	20,406	89	31	6	91	4,457
<i>Inactive Cases</i>	138	0	2	1	4	84

AGE OF CASES DISPOSED	3 Months or Less	Over 3 to 6 Months	Over 6 to 12 Months	12 to 18 Months	Over 18 Months	Total
Number of Cases	41,124	22,751	24,194	9,489	20,444	118,002



# Statutory County Courts

## CIVIL CASE ACTIVITY

Cases on Docket	Real Property		Contract		Civil Cases Relating to Criminal Matters	All Other Civil Cases	Tax	Total Cases
	Eminent Domain	Other Real Property	Consumer/Commercial/Debt	Other Contract				
<b>Cases Pending Beginning of Year</b>								
<i>Active Cases</i>	3,676	1,817	43,350	7,986	84,432	19,514	3,690	188,985
<i>Inactive Cases</i>	8	19	7,806	1,612	115	335	2	11,341
Docket Adjustments	-168	-53	-7,734	-1,337	-1,857	-2,318	-180	-15,190
<b>Cases Added</b>								
New Cases Filed	1,292	1,506	43,293	7,524	32,119	11,418	1,872	115,539
Cases Appealed from Lower Courts	2	146	138	1,040	13	7,031	1	8,420
Other Cases Reaching Docket								
<i>Cases Reactivated</i>	9	6	894	65	2	127	2	1,340
<i>All Other Cases Added</i>	12	72	1,897	137	190	832	3	3,624
<b>Total Active Cases on Docket</b>	<b>4,823</b>	<b>3,494</b>	<b>81,838</b>	<b>15,415</b>	<b>114,899</b>	<b>36,604</b>	<b>5,388</b>	<b>302,718</b>
<b>Dispositions</b>								
Change of Venue Transfers	1	4	76	18	20	44	0	272
Default Judgments	2	72	12,746	947	5,002	753	276	20,886
Agreed Judgments	183	45	4,140	479	5,345	1,231	182	12,303
Summary Judgments	7	10	1,454	208	114	483	109	2,586
Final Judgments								
<i>After Non-Jury Trial</i>	252	218	1,370	631	2,288	3,269	253	8,954
<i>By Jury Verdict</i>	10	3	33	10	0	29	0	289
<i>By Directed Verdict</i>	0	1	1	0	0	162	0	164
<i>Dismissed for Want of Prosecution</i>	19	503	5,251	835	1,569	3,196	23	13,678
<i>Non-Suited or Dismissed by Plaintiff</i>	336	220	14,781	1,648	5,466	3,430	871	34,960
All Other Dispositions	142	361	4,714	1,184	9,282	5,336	162	23,910
<b>Total Cases Disposed</b>	<b>952</b>	<b>1,437</b>	<b>44,566</b>	<b>5,960</b>	<b>29,086</b>	<b>17,933</b>	<b>1,876</b>	<b>118,002</b>
<b>Cases Placed on Inactive Status</b>	<b>12</b>	<b>4</b>	<b>1,802</b>	<b>52</b>	<b>47</b>	<b>162</b>	<b>21</b>	<b>2,395</b>
<b>Cases Pending End of Year</b>								
<i>Active Cases</i>	3,859	2,064	43,356	10,721	85,596	18,668	3,511	192,855
<i>Inactive Cases</i>	11	6	849	284	331	216	1	1,927

ADDITIONAL COURT ACTIVITY	Total
Cases in Which Jury Selected	437
Cases in Which Mistrial Declared	13
Injunction or Show Cause Order Issued	1,064
Cases in Which Plaintiff/Petitioner Represented Self	8,596

FAMILY CASE ACTIVITY

Cases on Docket

	Divorce		Parent-Child - No Divorce	Child Protective Services	Termination of Parental Rights	Adoption	Protective Orders - No Divorce	All Other Family Law Cases
	Children	No Children						
<b>Cases Pending Beginning of Year</b>								
<i>Active Cases</i>	8,222	5,663	2,855	3,158	359	697	1,948	3,640
<i>Inactive Cases</i>	26	15	4	9	0	0	0	5
Docket Adjustments	-224	-40	-169	-108	-8	-21	-136	-343
<b>Cases Added</b>								
New Cases Filed	6,443	7,145	1,463	1,889	262	976	1,172	1,826
Other Cases Reaching Docket								
<i>Cases Reactivated</i>	10	3	4	3	0	0	1	4
<i>All Other Cases Added</i>	208	81	134	35	14	14	71	179
<b>Total Active Cases on Docket</b>	<b>14,659</b>	<b>12,852</b>	<b>4,287</b>	<b>4,977</b>	<b>627</b>	<b>1,666</b>	<b>3,056</b>	<b>5,306</b>
<b>Dispositions</b>								
Change of Venue Transfers	28	7	20	23	2	7	6	31
Default Judgments	141	194	62	6	3	9	24	22
Agreed Judgments	1,988	2,263	290	61	17	109	96	252
Summary Judgments	8	8	4	0	1	1	0	3
Final Judgments								
<i>After Non-Jury Trial</i>	2,994	3,352	563	591	99	593	396	890
<i>By Jury Verdict</i>	6	8	1	5	1	1	0	0
<i>By Directed Verdict</i>	3	4	1	0	0	0	0	5
<i>Dismissed for Want of Prosecution</i>	835	478	218	12	8	22	119	111
<i>Non-Suited or Dismissed by Plaintiff</i>	431	326	156	440	17	23	189	84
All Other Dispositions	267	273	192	246	57	168	200	522
<b>Total Cases Disposed</b>	<b>6,701</b>	<b>6,913</b>	<b>1,507</b>	<b>1,384</b>	<b>205</b>	<b>933</b>	<b>1,030</b>	<b>1,920</b>
<b>Cases Placed on Inactive Status</b>	<b>18</b>	<b>11</b>	<b>5</b>	<b>7</b>	<b>0</b>	<b>0</b>	<b>0</b>	<b>4</b>
<b>Cases Pending End of Year</b>								
<i>Active Cases</i>	7,949	5,928	2,775	3,590	422	733	2,025	3,381
<i>Inactive Cases</i>	25	23	5	9	0	0	0	6

AGE OF CASES DISPOSED	3 Months or Less	Over 3 to 6 Months	Over 6 to 12 Months	12 to 18 Months	Over 18 Months	Total
Number of Cases	16,246	8,120	7,743	2,739	4,547	39,395

FAMILY CASE ACTIVITY

Cases on Docket	Title IV-D			Post-Judgment Actions				Total Cases
	Paternity	Support Order	UIFSA	Modification - Custody	Modification - Other	Enforcement	Title IV-D	
<b>Cases Pending Beginning of Year</b>								
Active Cases	3,242	2,151	341	2,069	3,419	2,054	7,902	47,720
Inactive Cases	1	9	2	6	3	10	276	366
Docket Adjustments	-228	-348	-16	-88	-327	-336	-1,078	-3,470
<b>Cases Added</b>								
New Cases Filed	5,509	2,865	323	1,077	1,564	820	6,147	39,481
Other Cases Reaching Docket								
Cases Reactivated	2	4	1	3	0	1	187	223
All Other Cases Added	279	42	15	239	338	289	829	2,767
<b>Total Active Cases on Docket</b>	<b>8,804</b>	<b>4,714</b>	<b>664</b>	<b>3,300</b>	<b>4,994</b>	<b>2,828</b>	<b>13,987</b>	<b>86,721</b>
<b>Dispositions</b>								
Change of Venue Transfers	9	10	2	55	80	23	188	491
Default Judgments	275	116	28	47	29	17	207	1,180
Agreed Judgments	1,475	722	52	289	314	130	2,151	10,209
Summary Judgments	9	2	0	1	1	1	3	42
Final Judgments								
After Non-Jury Trial	1,852	1,058	69	311	587	289	2,264	15,908
By Jury Verdict	0	8	0	1	3	2	1	37
By Directed Verdict	1	5	0	2	15	3	7	46
Dismissed for Want of Prosecution	15	40	3	108	167	90	61	2,287
Non-Suited or Dismissed by Plaintiff	1,247	447	82	66	98	120	902	4,628
All Other Dispositions	464	401	117	153	214	180	1,113	4,567
<b>Total Cases Disposed</b>	<b>5,347</b>	<b>2,809</b>	<b>353</b>	<b>1,033</b>	<b>1,508</b>	<b>855</b>	<b>6,897</b>	<b>39,395</b>
<b>Cases Placed on Inactive Status</b>	<b>3</b>	<b>9</b>	<b>2</b>	<b>3</b>	<b>4</b>	<b>1</b>	<b>227</b>	<b>294</b>
<b>Cases Pending End of Year</b>								
Active Cases	3,454	1,902	308	2,264	3,479	1,968	6,927	47,105
Inactive Cases	2	8	4	6	10	14	252	364

ADDITIONAL COURT ACTIVITY	Total
Cases in Which Jury Selected	36
Cases in Which Mistrial Declared	1
Injunction of Show Cause Order Issued	2,219
Protective Orders Signed	720
Cases Set for Review	1,385
Cases in Which Plaintiff/Petitioner Represented Self	7,920

JUVENILE CASE ACTIVITY

Cases on Docket

	CINS	Delinquent Conduct							
		Capital Murder	Murder	Other Homicides	Aggra- vated Assault or Attempted Murder	Assault	Indecency with or Sexual Assault of Child	Aggra- vated Robbery or Robbery	Burglary
<b>Cases Pending Beginning of Year</b>									
Active Cases	358	5	10	1	357	875	348	135	415
Inactive Cases	2	0	0	0	3	12	1	1	8
Docket Adjustments	-1	0	3	0	-8	27	-23	2	13
<b>Cases Added</b>									
New Petitions Filed	160	2	7	1	415	880	317	116	313
Petitions for Transfer to Adult Criminal Court	---	0	0	0	2	6	16	9	3
Other Cases Reaching Docket									
Motions to Modify/Enforce/Proceed Filed	13	0	1	0	96	120	57	12	95
Cases Reactivated	0	0	0	0	11	22	3	1	18
All Other Cases Added	2	0	0	0	14	14	12	7	10
<b>Total Active Cases on Docket</b>	<b>532</b>	<b>7</b>	<b>21</b>	<b>2</b>	<b>887</b>	<b>1,944</b>	<b>730</b>	<b>282</b>	<b>867</b>
<b>Adjudications</b>									
Findings of Delinquent Conduct or CINS									
Plea of True	73	1	3	1	221	398	172	71	236
By the Court	5	0	0	0	15	17	14	7	18
By the Jury	0	0	0	0	1	1	2	0	0
Total Findings of DC/CINS	78	1	3	1	237	416	188	78	254
Deferred Prosecution	11	0	0	0	29	94	12	7	8
Transferred to Adult Criminal Court	---	2	6	0	4	1	15	4	2
Findings of No DC or No CINS									
By the Court	0	0	0	0	0	0	2	0	0
By the Jury	0	0	0	0	1	2	0	0	0
Total Findings of No DC/No CINS	0	0	0	0	1	2	2	0	0
Dismissals	31	1	2	0	96	303	78	22	52
Motions to Modify Disposition									
Denied	1	0	0	0	7	18	4	0	8
Granted	8	0	0	0	67	95	47	14	75
All Other Adjudications/Findings	7	0	0	0	28	58	21	12	36
<b>Total Cases Adjudicated</b>	<b>136</b>	<b>4</b>	<b>11</b>	<b>1</b>	<b>469</b>	<b>987</b>	<b>367</b>	<b>137</b>	<b>435</b>
<b>Cases Placed on Inactive Status</b>	<b>0</b>	<b>0</b>	<b>0</b>	<b>0</b>	<b>14</b>	<b>40</b>	<b>6</b>	<b>3</b>	<b>18</b>
<b>Cases Pending End of Year</b>									
Active Cases	396	3	10	1	403	926	360	143	414
Inactive Cases	2	0	0	0	7	21	1	2	8
<b>Dispositions</b>									
<b>Cases with Finding of DC/CINS</b>									
Probation Granted									
Determinate Sentence Probation	---	0	0	1	57	70	76	27	68
All Other Probation	68	0	0	0	131	321	100	29	127
Committed to Texas Juvenile Justice Dept.									
Determinate Sentence	---	1	3	0	8	1	2	15	2
Indeterminate Sentence	---	0	0	0	19	3	9	12	8
Final Judgment Without Any Disposition	4	1	2	0	21	40	11	4	24
<b>Cases with Granted Motion to Modify Disp.</b>									
Probation Revoked, Child Sent to TJJD	---	0	0	0	11	6	8	4	3
All Other Dispositions	2	1	1	0	43	45	14	9	49

AGE OF CASES DISPOSED	30 Days or Less	31 to 90 Days	91 to 180 Days	Over 180 Days	Total
Number of Cases	1,165	2,032	1,360	1,155	5,712

# Statutory County Courts

## JUVENILE CASE ACTIVITY

Cases on Docket	Delinquent Conduct							Total DC Cases		
	Theft	Auto Theft	Felony Drug Offenses	Misdemeanor Drug Offenses	DWI	Contempt of Court	All Other Offenses	Total Cases	Felonies	Misde-meanors
<b>Cases Pending Beginning of Year</b>										
<i>Active Cases</i>	625	193	167	969	11	6	2,385	6,860	1,571	3,415
<i>Inactive Cases</i>	3	1	1	12	0	0	44	88	19	36
Docket Adjustments	-24	5	-6	-20	-2	-4	-210	-248	-30	-47
<b>Cases Added</b>										
New Petitions Filed	374	157	219	579	6	284	1,852	5,682	1,941	2,362
Petitions for Transfer to Adult Criminal Court	6	2	0	1	0	3	87	135	30	8
Other Cases Reaching Docket										
<i>Motions to Modify/Enforce/Proceed Filed</i>	67	51	33	84	0	0	246	875	479	362
<i>Cases Reactivated</i>	4	1	2	11	0	0	40	113	29	65
<i>All Other Cases Added</i>	11	3	4	15	1	0	49	142	61	74
<b>Total Active Cases on Docket</b>	<b>1,063</b>	<b>412</b>	<b>419</b>	<b>1,639</b>	<b>16</b>	<b>289</b>	<b>4,449</b>	<b>13,559</b>	<b>4,081</b>	<b>6,239</b>
<b>Adjudications</b>										
Findings of Delinquent Conduct or CINS										
<i>Plea of True</i>	192	140	118	310	5	5	720	2,666	1,213	1,129
<i>By the Court</i>	7	8	3	5	0	0	26	125	77	20
<i>By the Jury</i>	0	0	0	0	0	0	0	4	2	1
Total Findings of DC/CINS	199	148	121	315	5	5	746	2,795	1,292	1,150
Deferred Prosecution	34	2	23	109	1	0	125	455	124	258
Transferred to Adult Criminal Court	3	0	3	0	0	0	1	41	38	2
Findings of No DC or No CINS										
<i>By the Court</i>	0	1	0	0	0	0	2	5	2	2
<i>By the Jury</i>	0	0	0	0	0	0	0	3	1	3
Total Findings of No DC/No CINS	0	1	0	0	0	0	2	8	3	5
Dismissals	105	24	47	146	2	0	373	1,282	390	767
Motions to Modify Disposition										
<i>Denied</i>	8	3	4	9	0	0	26	88	37	39
<i>Granted</i>	50	34	25	55	0	0	173	643	358	247
All Other Adjudications/Findings	30	13	14	35	0	0	146	400	182	187
<b>Total Cases Adjudicated</b>	<b>429</b>	<b>225</b>	<b>237</b>	<b>669</b>	<b>8</b>	<b>5</b>	<b>1,592</b>	<b>5,712</b>	<b>2,424</b>	<b>2,655</b>
<b>Cases Placed on Inactive Status</b>	<b>7</b>	<b>2</b>	<b>3</b>	<b>15</b>	<b>0</b>	<b>0</b>	<b>45</b>	<b>153</b>	<b>40</b>	<b>93</b>
<b>Cases Pending End of Year</b>										
<i>Active Cases</i>	627	184	179	964	8	284	2,834	7,736	1,623	3,514
<i>Inactive Cases</i>	6	3	2	7	0	0	27	86	24	41
<b>Dispositions</b>										
<b>Cases with Finding of DC/CINS</b>										
Probation Granted										
<i>Determinate Sentence Probation</i>	62	49	29	60	4	6	175	684	352	271
<i>All Other Probation</i>	122	61	88	232	5	1	416	1,701	772	807
Committed to Texas Juvenile Justice Dept.										
<i>Determinate Sentence</i>	1	3	0	1	1	0	4	42	30	3
<i>Indeterminate Sentence</i>	11	11	0	4	0	0	38	115	85	10
Final Judgment Without Any Disposition	23	8	4	18	1	0	43	204	96	100
<b>Cases with Granted Motion to Modify Disp.</b>										
Probation Revoked, Child Sent to TJJD	2	7	0	2	0	0	15	58	44	14
All Other Dispositions	42	20	18	37	0	0	107	388	223	151

ADDITIONAL COURT ACTIVITY			ADDITIONAL COURT ACTIVITY				
	CINS	DC	Total		CINS	DC	Total
Grand Jury Approvals	---	36	36	Motions to Suppress Granted or Denied	0	3	3
Release or Transfer Hearings	---	8	8	Applications for Sealing Records	12	982	994
Detention Hearings	34	6,599	6,633	Motions for Sex Offender Un- or Deregistration	0	27	27
Cases Set for Review	0	1,093	1,093	Cases in Which Attorney Appointed as Counsel	91	4,122	4,213
Competency Hearings	24	31	55	Cases with Retained Counsel	54	1,313	1,367

**PROBATE AND GUARDIANSHIP CASE ACTIVITY**

**Cases on Docket**

	Decedents' Estates			Guardianships			Total Cases
	Independent Administration	Dependent Administration	All Other Estate Proceedings	Minor	Adult	All Other Cases	
<b>New Cases, Applications or Contests Filed</b>	27,685	1,540	11,651	448	3,456	4,913	49,693
<b>Other Cases Added</b>							
<i>Ancillary Cases</i>	252	91	57	2	52	66	520
<i>All Other Matters</i>	6,897	2,434	1,773	651	14,108	10,849	36,712
<b>Inventories Filed</b>	20,608	1,294	---	139	1,037	---	23,078
<b>Guardianship of Person Reports Filed</b>	---	---	---	843	25,310	---	26,153
<b>Annual or Final Accounts Filed</b>	---	1,647	---	887	5,022	---	7,556

<b>Additional Court Activity</b>	<b>Total</b>
Guardianships	
Dismissed or Denied	256
Granted	3,022
Closed	2,043
Active	43,351
Chapter 1102 Investigations	3,838
Chapter 48 Removals	53
Hearings Held	61,768
Cases in Which Plaintiff/Petitioner Represented Self	1,696

**MENTAL HEALTH CASE ACTIVITY**

**Cases on Docket**

	Temporary Mental Health Services	Extended Mental Health Services	Modification	
			Inpatient to Outpatient	Outpatient to Inpatient
<b>Intake</b>				
New Applications Filed	40,556	222	114	95
Orders for Protective Custody Signed	38,492	---	---	---
<b>Hearings</b>				
Probable Cause Hearings Held	32,536	---	---	---
Release/Dismissal Prior to Final Hearing	29,599	8	7	15
Final Commitment Hearings Held	9,769	152	9	9
<b>Other Information</b>				
Disposition at Final Hearing				
<i>Denied (Release)</i>	2,780	11	0	1
<i>Granted (Commit)</i>				
<i>Inpatient</i>	6,165	149	17	---
<i>Outpatient</i>	342	42	---	12

<b>Order to Authorize Psychoactive Medications</b>	<b>Total</b>
New Applications Filed	3,878
Dismissal Prior to Hearing	583
Hearings Held	3,044
Disposition at Hearing	
Denied	92
Granted	2,799

This page intentionally left blank.

# Constitutional County Courts

## CRIMINAL CASE ACTIVITY

### Cases on Docket

	DWI - First Offense	DWI - Second Offense	Theft	Theft by Check	Drug Possesion - Marijuana	Drug Offenses - Other
<b>Cases Pending Beginning of Year</b>						
<i>Active Cases</i>	10,090	1,455	5,171	10,562	7,870	3,197
<i>Inactive Cases</i>	1,974	336	1,903	3,178	1,611	610
Docket Adjustments	196	65	140	18	362	50
<b>Cases Added</b>						
New Cases Filed	4,317	1,093	1,953	349	8,240	2,317
Appealed from Lower Courts	4	0	3	3	9	87
Other Cases Reaching Docket						
<i>Motions to Revoke Filed</i>	495	200	310	52	883	258
<i>Cases Reactivated</i>	570	196	614	587	1,128	411
<i>All Other Cases Added</i>	54	11	36	1	146	15
<b>Total Active Cases on Docket</b>	<b>15,726</b>	<b>3,020</b>	<b>8,227</b>	<b>11,572</b>	<b>18,638</b>	<b>6,335</b>
<b>Dispositions</b>						
Convictions						
<i>Guilty Plea or Nolo Contendere</i>	2,503	779	850	209	3,090	829
<i>By the Court</i>	194	68	91	11	217	140
<i>By the Jury</i>	7	3	1	1	4	0
Total Convictions	2,704	850	942	221	3,311	969
Deferred Adjudication	201	32	212	52	1,829	324
Acquittals						
<i>By the Court</i>	1	2	3	1	3	0
<i>By the Jury</i>	4	2	7	2	10	7
Total Acquittals	5	4	10	3	13	7
Dismissals	1,438	256	1,179	1,447	2,708	1,216
Motions to Revoke						
<i>Granted/Revoked</i>	265	106	245	44	503	157
<i>Denied/Continued</i>	106	33	43	25	127	30
All Other Dispositions	308	51	78	41	433	84
<b>Total Cases Disposed</b>	<b>5,027</b>	<b>1,332</b>	<b>2,709</b>	<b>1,833</b>	<b>8,924</b>	<b>2,787</b>
<b>Cases Placed on Inactive Status</b>	<b>700</b>	<b>225</b>	<b>735</b>	<b>300</b>	<b>1,518</b>	<b>478</b>
<b>Cases Pending End of Year</b>						
<i>Active Cases</i>	10,004	1,481	4,570	9,384	8,269	3,155
<i>Inactive Cases</i>	2,007	347	1,921	2,935	1,812	591
Sentencing Information						
Local Jail	618	226	478	61	1,421	542
Probation/Community Supervision	1,539	463	292	48	878	215
Fine Only	127	34	50	38	468	59
Other	399	62	241	85	482	72

AGE OF CASES DISPOSED	30 Days or Less	31 to 60 Days	61 to 90 Days	Over 90 Days	Total
Number of Cases	13,537	6,668	6,406	21,901	48,512



# Constitutional County Courts

## CRIMINAL CASE ACTIVITY

### Cases on Docket

	Family Violence Assault	Assault - Other	Traffic	DWLS/DWLI	Other Misdemeanor Cases	Total Cases
<b>Cases Pending Beginning of Year</b>						
<i>Active Cases</i>	2,210	2,659	5,747	4,413	17,958	71,332
<i>Inactive Cases</i>	430	364	525	742	2,603	14,276
Docket Adjustments	90	55	335	184	426	1,921
<b>Cases Added</b>						
New Cases Filed	2,257	1,368	2,714	3,680	10,878	39,166
Appealed from Lower Courts	3	6	2,823	88	326	3,352
Other Cases Reaching Docket						
<i>Motions to Revoke Filed</i>	260	134	85	309	855	3,841
<i>Cases Reactivated</i>	364	189	184	779	1,935	6,957
<i>All Other Cases Added</i>	28	21	30	47	111	500
<b>Total Active Cases on Docket</b>	<b>5,212</b>	<b>4,432</b>	<b>11,918</b>	<b>9,500</b>	<b>32,489</b>	<b>127,069</b>
<b>Dispositions</b>						
Convictions						
<i>Guilty Plea or Nolo Contendere</i>	846	514	745	1,494	4,754	16,613
<i>By the Court</i>	102	55	87	56	364	1,385
<i>By the Jury</i>	2	3	0	1	18	40
Total Convictions	950	572	832	1,551	5,136	18,038
Deferred Adjudication	282	155	1,061	424	1,090	5,662
Acquittals						
<i>By the Court</i>	3	2	2	1	7	25
<i>By the Jury</i>	5	7	4	4	9	61
Total Acquittals	8	9	6	5	16	86
Dismissals	1,006	640	2,614	1,763	5,077	19,344
Motions to Revoke						
<i>Granted/Revoked</i>	158	82	44	167	511	2,282
<i>Denied/Continued</i>	52	12	26	46	126	626
All Other Dispositions	107	53	494	143	682	2,474
<b>Total Cases Disposed</b>	<b>2,563</b>	<b>1,523</b>	<b>5,077</b>	<b>4,099</b>	<b>12,638</b>	<b>48,512</b>
<b>Cases Placed on Inactive Status</b>	<b>447</b>	<b>206</b>	<b>345</b>	<b>928</b>	<b>2,475</b>	<b>8,357</b>
<b>Cases Pending End of Year</b>						
<i>Active Cases</i>	2,207	2,699	6,543	4,532	17,718	70,562
<i>Inactive Cases</i>	458	346	597	832	2,641	14,487
Sentencing Information						
Local Jail	432	271	233	658	2,771	7,711
Probation/Community Supervision	312	157	233	342	1,021	5,500
Fine Only	55	43	259	303	452	1,888
Other	114	113	158	168	462	2,356

ADDITIONAL COURT ACTIVITY	Total
Cases in Which Jury Selected	44
Cases in Which Mistrial Declared	4
Motions to Suppress Granted or Denied	67
Mental Illness/Intellectual Disability Assessments	204
Competency Examination Reports	40
Cases Set for Review	672
Cases in Which Attorney Appointed as Counsel	8,211
Cases with Retained Counsel	7,128

Constitutional County Courts

CIVIL CASE ACTIVITY

Cases on Docket	Injury or Damage		Real Property	Civil Cases Relating to Criminal Matters
	Motor Vehicle	Other Injury or Damage		
<b>Cases Pending Beginning of Year</b>				
<i>Active Cases</i>	278	104	19	8,996
<i>Inactive Cases</i>	29	5	0	319
Docket Adjustments	-6	-1	-3	-144
<b>Cases Added</b>				
New Cases Filed	27	10	90	2,772
Appealed from Lower Courts	1	1	1	28
Other Cases Reaching Docket				
<i>Cases Reactivated</i>	3	0	0	43
<i>All Other Cases Added</i>	0	0	0	84
<b>Total Active Cases on Docket</b>	<b>303</b>	<b>114</b>	<b>107</b>	<b>11,779</b>
<b>Dispositions</b>				
Change of Venue Transfers	0	0	0	1
Default Judgments	3	0	0	95
Agreed Judgments	2	0	0	646
Summary Judgments	0	0	0	4
Final Judgments				
<i>After Non-Jury Trial</i>	3	0	0	163
<i>By Jury Verdict</i>	0	1	0	1
<i>By Directed Verdict</i>	0	0	0	2
<i>Dismissed for Want of Prosecution</i>	1	1	1	472
<i>Non-Suited or Dismissed by Plaintiff</i>	11	0	0	418
All Other Dispositions	3	5	13	698
<b>Total Cases Disposed</b>	<b>23</b>	<b>7</b>	<b>14</b>	<b>2,500</b>
<b>Cases Placed on Inactive Status</b>	<b>1</b>	<b>0</b>	<b>0</b>	<b>73</b>
<b>Cases Pending End of Year</b>				
<i>Active Cases</i>	273	105	93	9,177
<i>Inactive Cases</i>	27	5	0	330

AGE OF CASES DISPOSED	3 Months or Less	Over 3 to 6 Months	Over 6 to 12 Months	12 to 18 Months	Over 18 Months	Total
Number of Cases	1,987	435	729	370	981	4,502

Constitutional County Courts

CIVIL CASE ACTIVITY

Cases on Docket	Contract				Total Cases
	Consumer/ Commercial/ Debt	Landlord/Tenant	Other Contract	All Other Civil Cases	
<b>Cases Pending Beginning of Year</b>					
<i>Active Cases</i>	2,334	92	210	7,914	19,947
<i>Inactive Cases</i>	170	3	5	380	911
Docket Adjustments	-33	-8	-6	-229	-430
<b>Cases Added</b>					
New Cases Filed	723	28	65	1,440	5,155
Appealed from Lower Courts	4	23	2	58	118
Other Cases Reaching Docket					
<i>Cases Reactivated</i>	16	1	1	4	68
<i>All Other Cases Added</i>	17	0	1	28	130
<b>Total Active Cases on Docket</b>	<b>3,061</b>	<b>136</b>	<b>273</b>	<b>9,215</b>	<b>24,988</b>
<b>Dispositions</b>					
Change of Venue Transfers	1	2	0	7	11
Default Judgments	190	1	5	42	336
Agreed Judgments	75	3	6	190	922
Summary Judgments	26	0	0	9	39
Final Judgments					
<i>After Non-Jury Trial</i>	17	11	2	70	266
<i>By Jury Verdict</i>	0	0	0	0	2
<i>By Directed Verdict</i>	0	1	0	3	6
<i>Dismissed for Want of Prosecution</i>	42	1	2	55	575
<i>Non-Suited or Dismissed by Plaintiff</i>	182	5	12	231	859
All Other Dispositions	41	10	4	712	1,486
<b>Total Cases Disposed</b>	<b>574</b>	<b>34</b>	<b>31</b>	<b>1,319</b>	<b>4,502</b>
<b>Cases Placed on Inactive Status</b>	<b>7</b>	<b>3</b>	<b>3</b>	<b>18</b>	<b>105</b>
<b>Cases Pending End of Year</b>					
<i>Active Cases</i>	2,470	101	239	7,841	20,299
<i>Inactive Cases</i>	164	3	7	375	911

ADDITIONAL COURT ACTIVITY	Total
Cases in Which Jury Selected	3
Cases in Which Mistrial Declared	0
Injunction of Show Cause Order Issued	6
Protective Orders Signed	173
Cases in Which Plaintiff/Petitioner Represented Self	1,119

Constitutional County Courts

JUVENILE CASE ACTIVITY

Cases on Docket

	CINS	Delinquent Conduct							
		Capital Murder	Murder	Other Homicides	Aggra- vated Assault or Attempted Murder	Assault	Indecency with or Sexual Assault of Child	Aggra- vated Robbery or Robbery	Burglary
<b>Cases Pending Beginning of Year</b>									
Active Cases	135	1	1	1	47	148	71	8	83
Inactive Cases	2	0	0	0	0	2	4	0	2
Docket Adjustments	0	0	0	0	0	21	0	0	-10
<b>Cases Added</b>									
New Petitions Filed	1	0	0	0	44	82	43	6	57
Petitions for Transfer to Adult Criminal Court	---	0	0	0	1	4	2	0	2
Other Cases Reaching Docket									
Motions to Modify/Enforce/Proceed Filed	0	0	0	0	1	12	10	0	10
Cases Reactivated	0	0	0	0	2	0	2	0	1
All Other Cases Added	0	0	0	0	1	2	0	0	1
<b>Total Active Cases on Docket</b>	<b>136</b>	<b>1</b>	<b>1</b>	<b>1</b>	<b>96</b>	<b>269</b>	<b>128</b>	<b>14</b>	<b>144</b>
<b>Adjudications</b>									
Findings of Delinquent Conduct or CINS									
Plea of True	0	0	0	0	13	27	14	0	24
By the Court	0	0	0	0	6	4	5	2	5
By the Jury	0	0	0	0	0	0	0	0	0
Total Findings of DC/CINS	0	0	0	0	19	31	19	2	29
Deferred Prosecution	0	0	0	0	3	19	1	0	3
Transferred to Adult Criminal Court	0	0	0	0	0	0	2	0	0
Findings of No DC or No CINS									
By the Court	0	0	0	0	0	0	0	0	1
By the Jury	0	0	0	0	0	0	0	0	0
Total Findings of No DC/No CINS	0	0	0	0	0	0	0	0	1
Dismissals	3	0	0	0	12	24	8	1	5
Motions to Modify Disposition									
Denied	0	0	0	0	1	1	1	0	5
Granted	0	0	0	0	2	7	6	0	5
All Other Adjudications/Findings	1	0	0	0	3	7	3	0	2
<b>Total Cases Adjudicated</b>	<b>4</b>	<b>0</b>	<b>0</b>	<b>0</b>	<b>40</b>	<b>89</b>	<b>40</b>	<b>3</b>	<b>50</b>
<b>Cases Placed on Inactive Status</b>	<b>1</b>	<b>0</b>	<b>0</b>	<b>0</b>	<b>2</b>	<b>0</b>	<b>0</b>	<b>0</b>	<b>1</b>
<b>Cases Pending End of Year</b>									
Active Cases	132	1	1	1	54	165	89	11	95
Inactive Cases	2	0	0	0	0	3	1	0	0
<b>Dispositions</b>									
<b>Cases with Finding of DC/CINS</b>									
Probation Granted									
Determinate Sentence Probation	---	0	0	0	5	15	6	1	13
All Other Probation	0	10	0	0	11	14	11	0	10
Committed to Texas Juvenile Justice Dept.									
Determinate Sentence	---	0	0	0	0	1	0	0	0
Indeterminate Sentence	---	0	0	0	1	1	3	0	0
Final Judgment Without Any Disposition	0	0	0	0	0	2	4	0	1
<b>Cases with Granted Motion to Modify Disp.</b>									
Probation Revoked, Child Sent to TJJD	---	0	0	0	0	2	1	0	1
All Other Dispositions	0	0	0	0	4	8	2	0	8

AGE OF CASES DISPOSED	30 Days or Less	31 to 90 Days	91 to 180 Days	Over 180 Days	Total
Number of Cases	204	176	66	162	608

Constitutional County Courts

JUVENILE CASE ACTIVITY

Cases on Docket

	Delinquent Conduct							Total Cases	Total DC Cases	
	Theft	Auto Theft	Felony Drug Offenses	Misdemeanor Drug Offenses	DWI	Contempt of Court	All Other Offenses		Felonies	Misdemeanors
<b>Cases Pending Beginning of Year</b>										
<i>Active Cases</i>	82	16	27	101	1	4	567	1,293	356	617
<i>Inactive Cases</i>	1	0	1	0	0	0	9	21	14	6
Docket Adjustments	5	-2	3	6	0	1	-24	0	-17	22
<b>Cases Added</b>										
New Petitions Filed	64	24	14	69	4	1	231	640	223	236
Petitions for Transfer to Adult Criminal Court	3	0	0	1	0	0	2	15	4	9
Other Cases Reaching Docket										
<i>Motions to Modify/Enforce/Proceed Filed</i>	9	4	2	8	0	0	25	81	26	36
<i>Cases Reactivated</i>	0	0	0	1	0	0	1	7	3	1
<i>All Other Cases Added</i>	0	0	0	0	0	0	9	13	2	4
<b>Total Active Cases on Docket</b>	<b>163</b>	<b>42</b>	<b>46</b>	<b>186</b>	<b>5</b>	<b>6</b>	<b>811</b>	<b>2,049</b>	<b>597</b>	<b>925</b>
<b>Adjudications</b>										
Findings of Delinquent Conduct or CINS										
<i>Plea of True</i>	16	11	7	24	0	1	63	200	80	85
<i>By the Court</i>	1	0	0	7	0	1	39	70	17	14
<i>By the Jury</i>	0	0	0	0	0	0	0	0	0	0
Total Findings of DC/CINS	17	11	7	31	0	2	102	270	97	99
Deferred Prosecution	13	1	2	16	0	0	6	64	5	12
Transferred to Adult Criminal Court	0	0	0	0	0	0	1	3	2	0
Findings of No DC or No CINS										
<i>By the Court</i>	1	0	0	1	0	0	1	4	1	2
<i>By the Jury</i>	1	0	0	0	0	0	1	2	0	1
Total Findings of No DC/No CINS	2	0	0	1	0	0	2	6	1	3
Dismissals	13	6	5	15	0	1	44	137	44	60
Motions to Modify Disposition										
<i>Denied</i>	2	1	0	0	0	0	10	21	9	11
<i>Granted</i>	6	1	2	4	0	0	9	42	16	13
All Other Adjudications/Findings	3	1	1	7	0	0	37	65	14	17
<b>Total Cases Adjudicated</b>	<b>56</b>	<b>21</b>	<b>17</b>	<b>74</b>	<b>0</b>	<b>3</b>	<b>211</b>	<b>608</b>	<b>188</b>	<b>215</b>
<b>Cases Placed on Inactive Status</b>	<b>0</b>	<b>0</b>	<b>1</b>	<b>1</b>	<b>0</b>	<b>0</b>	<b>46</b>	<b>52</b>	<b>0</b>	<b>1</b>
<b>Cases Pending End of Year</b>										
<i>Active Cases</i>	106	21	28	104	5	3	579	1,395	406	687
<i>Inactive Cases</i>	1	0	1	0	0	0	16	24	13	7
<b>Dispositions</b>										
<b>Cases with Finding of DC/CINS</b>										
Probation Granted										
<i>Determinate Sentence Probation</i>	8	4	1	13	1	1	29	97	29	46
<i>All Other Probation</i>	6	3	8	16	0	1	34	124	56	43
Committed to Texas Juvenile Justice Dept.										
<i>Determinate Sentence</i>	1	0	0	0	0	0	2	4	0	2
<i>Indeterminate Sentence</i>	0	0	0	0	0	0	5	10	6	1
Final Judgment Without Any Disposition	0	0	1	1	0	0	4	13	5	7
<b>Cases with Granted Motion to Modify Disp.</b>										
Probation Revoked, Child Sent to TJJD	0	0	0	0	0	0	0	4	4	0
All Other Dispositions	9	3	2	1	0	0	15	52	21	22

ADDITIONAL COURT ACTIVITY

	CINS	DC	Total		CINS	DC	Total
Grand Jury Approvals	---	0	0	Motions to Suppress Granted or Denied	0	1	1
Release or Transfer Hearings	---	1	1	Applications for Sealing Records	0	17	17
Detention Hearings	30	376	406	Motions for Sex Offender Un- or Deregistration	0	4	4
Cases Set for Review	0	42	42	Cases in Which Attorney Appointed as Counsel	8	341	349
Competency Hearings	0	1	1	Cases with Retained Counsel	6	108	114

# Constitutional County Courts

## PROBATE AND GUARDIANSHIP CASE ACTIVITY

### Cases on Docket

	Decedents' Estates			Guardianships		All Other Cases	Total Cases
	Independent Administration	Dependent Administration	All Other Estate Proceedings	Minor	Adult		
<b>New Cases, Applications or Contests Filed</b>	10,104	446	4,739	135	851	1,071	17,346
<b>Other Cases Added</b>							
<i>Ancillary Cases</i>	34	11	30	4	12	9	100
<i>All Other Matters</i>	397	205	146	13	479	86	1,326
<b>Inventories Filed</b>	5,726	210	---	41	279	---	6,256
<b>Guardianship of Person Reports Filed</b>	---	---	---	226	3,819	---	4,045
<b>Annual or Final Accounts Filed</b>	---	286	---	269	1,552	---	2,107

<b>Additional Court Activity</b>	Total
Guardianships	
Dismissed or Denied	155
Granted	548
Closed	2,404
Active	8,312
Chapter 1102 Investigations	171
Chapter 48 Removals	7
Hearings Held	14,510
Cases in Which Plaintiff/Petitioner Represented Self	827

## MENTAL HEALTH CASE ACTIVITY

### Cases on Docket

	Temporary Mental Health Services	Extended Mental Health Services	Modification	
			Inpatient to Outpatient	Outpatient to Inpatient
<b>Intake</b>				
New Applications Filed	6,662	110	1	18
Orders for Protective Custody Signed	5,925	---	---	---
<b>Hearings</b>				
Probable Cause Hearings Held	3,588	---	---	---
Release/Dismissal Prior to Final Hearing	2,560	12	2	0
Final Commitment Hearings Held	1,905	21	0	0
<b>Other Information</b>				
Disposition at Final Hearing				
<i>Denied (Release)</i>	1,061	2	0	0
<i>Granted (Commit)</i>				
<i>Inpatient</i>	942	58	0	---
<i>Outpatient</i>	15	0	---	0

<b>Order to Authorize Psychoactive Medications</b>	Total
New Applications Filed	1,031
Dismissal Prior to Hearing	21
Hearings Held	780
Disposition at Hearing	
Denied	28
Granted	900

This page intentionally left blank.

District and Statutory County Courts

CIVIL CASE ACTIVITY

Cases on Docket	Injury or Damage					
	Motor Vehicle	Medical Malpractice	Other Professional Malpractice	Product Liability - Asbestos/Silica	Other Product Liability	Other Injury or Damage
<b>Cases Pending Beginning of Year</b>						
<i>Active Cases</i>	64,913	1,901	458	1,968	737	19,755
<i>Inactive Cases</i>	2,624	72	31	254	47	1,196
Docket Adjustments	-1,113	-13	-5	0	-12	-640
<b>Cases Added</b>						
New Cases Filed	50,623	1,098	273	116	288	10,804
Cases Appealed from Lower Courts	11	0	0	0	0	38
Other Cases Reaching Docket						
<i>Cases Reactivated</i>	4,799	135	34	39	28	1,081
<i>All Other Cases Added</i>	1,273	35	10	16	16	415
<b>Total Active Cases on Docket</b>	<b>120,506</b>	<b>3,156</b>	<b>770</b>	<b>2,139</b>	<b>1,057</b>	<b>31,453</b>
<b>Dispositions</b>						
Change of Venue Transfers	359	27	4	8	8	227
Default Judgments	1,819	5	6	0	9	331
Agreed Judgments	4,852	104	26	20	30	1,256
Summary Judgments	406	30	12	0	11	388
Final Judgments						
<i>After Non-Jury Trial</i>	1,728	40	13	2	17	554
<i>By Jury Verdict</i>	744	22	1	1	1	119
<i>By Directed Verdict</i>	9	1	0	0	1	4
<i>Dismissed for Want of Prosecution</i>	5,618	65	38	100	44	1,239
<i>Non-Suited or Dismissed by Plaintiff</i>	23,272	562	128	680	137	4,830
All Other Dispositions	3,655	60	18	52	37	1,193
<b>Total Cases Disposed</b>	<b>42,462</b>	<b>916</b>	<b>246</b>	<b>863</b>	<b>295</b>	<b>10,141</b>
<b>Cases Placed on Inactive Status</b>	<b>5,262</b>	<b>167</b>	<b>32</b>	<b>24</b>	<b>26</b>	<b>1,131</b>
<b>Cases Pending End of Year</b>						
<i>Active Cases</i>	74,025	2,088	120,	1,253	746	20,498
<i>Inactive Cases</i>	1,856	88	31	238	34	872

AGE OF CASES DISPOSED	3 Months or Less	Over 3 to 6 Months	Over 6 to 12 Months	12 to 18 Months	Over 18 Months	Total
Number of Cases	100,466	58,710	73,882	39,426	73,715	346,199



# District and Statutory County Courts

## CIVIL CASE ACTIVITY

Cases on Docket	Real Property		Contract		Civil Cases Relating to Criminal Matters	All Other Civil Cases	Tax	Total Cases
	Eminent Domain	Other Real Property	Consumer/Commercial/Debt	Other Contract				
<b>Cases Pending Beginning of Year</b>								
<i>Active Cases</i>	4,281	12,306	92,701	24,796	128,108	60,750	106,365	519,039
<i>Inactive Cases</i>	14	395	10,188	2,758	510	1,985	1,217	21,291
Docket Adjustments	-177	-98	-8,104	-1,531	-13,298	-1,395	-920	-27,306
<b>Cases Added</b>								
New Cases Filed	2,009	13,184	83,529	21,545	92,714	44,414	50,564	371,161
Cases Appealed from Lower Courts	2	146	0	0	138	1,040	13	7,031
Other Cases Reaching Docket								
<i>Cases Reactivated</i>	11	1,499	2,944	616	1,407	1,044	3,693	17,330
<i>All Other Cases Added</i>	19	272	3,071	470	1,145	2,342	581	9,665
<b>Total Active Cases on Docket</b>	<b>6,145</b>	<b>27,309</b>	<b>174,279</b>	<b>46,936</b>	<b>210,089</b>	<b>114,186</b>	<b>160,284</b>	<b>898,309</b>
<b>Dispositions</b>								
Change of Venue Transfers	1	89	452	171	59	304	11	1,720
Default Judgments	6	781	22,657	4,167	11,985	2,901	10,854	55,521
Agreed Judgments	209	4,817	8,721	2,020	13,326	7,054	1,771	44,206
Summary Judgments	14	259	3,190	674	309	3,569	390	9,252
Final Judgments								
<i>After Non-Jury Trial</i>	290	752	2,888	1,483	12,499	6,201	10,304	36,771
<i>By Jury Verdict</i>	12	26	112	46	22	102	16	1,224
<i>By Directed Verdict</i>	0	4	4	4	6	180	6	219
<i>Dismissed for Want of Prosecution</i>	40	1,101	8,918	2,195	3,067	5,849	2,128	30,402
<i>Non-Suited or Dismissed by Plaintiff</i>	510	2,367	30,181	7,057	8,605	12,832	25,173	116,334
All Other Dispositions	173	879	6,865	2,020	25,245	9,163	1,190	50,550
<b>Total Cases Disposed</b>	<b>1,255</b>	<b>11,075</b>	<b>83,988</b>	<b>19,837</b>	<b>75,123</b>	<b>48,155</b>	<b>51,843</b>	<b>346,199</b>
<b>Cases Placed on Inactive Status</b>	<b>14</b>	<b>1,611</b>	<b>4,428</b>	<b>691</b>	<b>1,641</b>	<b>1,536</b>	<b>3,830</b>	<b>20,393</b>
<b>Cases Pending End of Year</b>								
<i>Active Cases</i>	4,869	14,660	94,103	27,641	133,314	64,868	104,566	543,122
<i>Inactive Cases</i>	16	434	3,323	1,563	622	1,891	1,111	12,079

ADDITIONAL COURT ACTIVITY	Total
Cases in Which Jury Selected	1,681
Cases in Which Mistrial Declared	71
Injunction or Show Cause Order Issued	5,451
Cases in Which Plaintiff/Petitioner Represented Self	15,144

District and Statutory County Courts

FAMILY CASE ACTIVITY

Cases on Docket	Divorce		Parent-Child - No Divorce	Child Protective Services	Termination of Parental Rights	Adoption	Protective Orders - No Divorce	All Other Family Law Cases
	Children	No Children						
<b>Cases Pending Beginning of Year</b>								
<i>Active Cases</i>	57,020	58,642	34,174	21,740	2,141	6,586	6,075	23,857
<i>Inactive Cases</i>	599	334	230	102	27	33	40	480
Docket Adjustments	-1,200	-820	-4,466	-1,711	-254	-568	-369	-2,532
<b>Cases Added</b>								
New Cases Filed	56,731	66,746	14,495	14,318	2,149	9,010	9,587	17,532
Other Cases Reaching Docket								
<i>Cases Reactivated</i>	2,698	2,660	549	264	34	138	163	479
<i>All Other Cases Added</i>	2,276	988	1,499	567	66	113	390	1,443
<b>Total Active Cases on Docket</b>	<b>118,725</b>	<b>129,036</b>	<b>50,717</b>	<b>36,889</b>	<b>4,390</b>	<b>15,847</b>	<b>16,215</b>	<b>43,311</b>
<b>Dispositions</b>								
Change of Venue Transfers	189	73	157	164	16	49	14	117
Default Judgments	3,402	5,657	1,360	234	101	131	650	309
Agreed Judgments	23,403	26,379	3,993	765	197	1,175	937	2,848
Summary Judgments	15	18	28	2	1	4	2	29
Final Judgments								
<i>After Non-Jury Trial</i>	17,416	21,831	4,006	5,587	1,193	5,363	1,909	8,468
<i>By Jury Verdict</i>	26	22	5	28	4	7	2	12
<i>By Directed Verdict</i>	18	12	5	9	0	3	0	12
<i>Dismissed for Want of Prosecution</i>	8,117	7,375	3,334	184	206	492	1,058	1,927
<i>Non-Suited or Dismissed by Plaintiff</i>	3,643	2,913	1,538	4,284	126	169	2,034	966
All Other Dispositions	2,024	1,852	1,305	1,875	187	1,383	2,318	3,851
<b>Total Cases Disposed</b>	<b>58,253</b>	<b>66,132</b>	<b>15,731</b>	<b>13,132</b>	<b>2,031</b>	<b>8,776</b>	<b>8,924</b>	<b>18,539</b>
<b>Cases Placed on Inactive Status</b>	<b>2,612</b>	<b>2,653</b>	<b>554</b>	<b>264</b>	<b>30</b>	<b>144</b>	<b>167</b>	<b>411</b>
<b>Cases Pending End of Year</b>								
<i>Active Cases</i>	56,674	59,441	29,944	21,780	2,074	6,358	6,754	21,954
<i>Inactive Cases</i>	466	308	222	86	16	25	40	279

AGE OF CASES DISPOSED	3 Months or Less	Over 3 to 6 Months	Over 6 to 12 Months	12 to 18 Months	Over 18 Months	Total
Number of Cases	138,837	84,533	90,869	30,810	40,905	385,954

District and Statutory County Courts

FAMILY CASE ACTIVITY

Cases on Docket	Title IV-D			Post-Judgment Actions				Total Cases
	Paternity	Support Order	UIFSA	Modification - Custody	Modification - Other	Enforcement	Title IV-D	
<b>Cases Pending Beginning of Year</b>								
<i>Active Cases</i>	24,869	26,421	3,537	19,421	27,827	15,957	58,747	387,014
<i>Inactive Cases</i>	169	125	43	158	321	359	2,778	5,798
Docket Adjustments	433	389	-100	259	781	-922	-1,992	-13,072
<b>Cases Added</b>								
New Cases Filed	39,620	47,377	3,762	9,480	17,968	8,288	60,090	377,153
Other Cases Reaching Docket								
<i>Cases Reactivated</i>	108	135	13	139	822	278	2,610	11,090
<i>All Other Cases Added</i>	976	1,539	170	2,039	2,084	1,336	6,918	22,404
<b>Total Active Cases on Docket</b>	<b>65,573</b>	<b>75,472</b>	<b>7,482</b>	<b>31,079</b>	<b>48,701</b>	<b>25,859</b>	<b>128,365</b>	<b>797,661</b>
<b>Dispositions</b>								
Change of Venue Transfers	61	91	19	512	870	195	1,508	4,035
Default Judgments	3,722	3,344	281	712	958	203	2,840	23,904
Agreed Judgments	9,895	15,663	683	3,460	6,987	2,420	28,421	127,226
Summary Judgments	11	6	4	9	5	6	102	242
Final Judgments								
<i>After Non-Jury Trial</i>	7,686	7,898	1,034	2,781	3,399	2,039	14,271	104,881
<i>By Jury Verdict</i>	7	12	3	18	13	6	25	190
<i>By Directed Verdict</i>	5	9	0	10	39	13	22	157
<i>Dismissed for Want of Prosecution</i>	5,196	5,235	323	1,441	2,771	1,476	3,503	42,638
<i>Non-Suited or Dismissed by Plaintiff</i>	10,287	10,777	964	657	1,404	1,374	8,775	49,911
All Other Dispositions	3,408	5,136	686	756	1,781	1,112	5,096	32,770
<b>Total Cases Disposed</b>	<b>40,278</b>	<b>48,171</b>	<b>3,997</b>	<b>10,356</b>	<b>18,227</b>	<b>8,844</b>	<b>64,563</b>	<b>385,954</b>
<b>Cases Placed on Inactive Status</b>	<b>141</b>	<b>142</b>	<b>12</b>	<b>132</b>	<b>818</b>	<b>300</b>	<b>3,129</b>	<b>11,509</b>
<b>Cases Pending End of Year</b>								
<i>Active Cases</i>	25,636	27,571	3,370	20,821	30,433	15,778	59,064	387,652
<i>Inactive Cases</i>	150	107	32	140	317	360	2,912	5,460

ADDITIONAL COURT ACTIVITY	Total
Cases in Which Jury Selected	234
Cases in Which Mistrial Declared	6
Injunction of Show Cause Order Issued	35,891
Protective Orders Signed	9,643
Cases Set for Review	28,146
Cases in Which Plaintiff/Petitioner Represented Self	83,878

# District and Statutory County Courts

## FELONY CASE ACTIVITY

### Cases on Docket

	Capital Murder	Murder	Other Homicides	Aggravated Assault or Attempted Murder	Sexual Assault of Adult	Indecency with or Sexual Assault of Child	Family Violence Assault	Aggravated Robbery or Robbery
<b>Cases Pending Beginning of Year</b>								
<i>Active Cases</i>	903	1,678	720	16,014	1,987	7,822	6,038	6,306
<i>Inactive Cases</i>	130	799	302	6,160	920	4,620	2,403	2,206
Docket Adjustments	-20	-8	0	21	-44	-2	355	-144
<b>Cases Added</b>								
Filed by Indictment or Information	420	860	508	21,286	1,184	5,640	10,568	7,396
Other Cases Reaching Docket								
<i>Motions to Revoke Filed</i>	4	18	114	6,389	219	959	3,360	2,696
<i>Cases Reactivated</i>	47	166	158	6,114	409	1,559	4,002	2,230
<i>All Other Cases Added</i>	30	47	35	599	45	132	151	383
<b>Total Active Cases on Docket</b>	<b>1,404</b>	<b>2,769</b>	<b>1,535</b>	<b>50,402</b>	<b>3,844</b>	<b>16,112</b>	<b>24,119</b>	<b>19,011</b>
<b>Dispositions</b>								
Convictions								
<i>Guilty Plea or Nolo Contendere</i>	144	338	211	7,080	310	1,767	4,471	3,591
<i>By the Court</i>	5	17	12	304	18	129	115	87
<i>By the Jury</i>	83	153	26	273	66	374	67	143
Total Convictions	232	508	249	7,657	394	2,270	4,653	3,821
Deferred Adjudication	6	13	126	6,361	211	1,066	2,796	1,657
Acquittals								
<i>By the Court</i>	5	2	1	59	2	15	11	7
<i>By the Jury</i>	7	27	6	98	23	81	24	17
Total Acquittals	12	29	7	157	25	96	35	24
Dismissals	96	178	105	5,273	476	1,596	2,279	1,280
Motions to Revoke								
<i>Granted/Revoked</i>	3	7	47	2,518	90	406	1,584	1,071
<i>Denied/Continued</i>	1	12	60	3,283	105	457	1,403	1,405
All Other Dispositions	11	23	18	869	30	130	163	307
<b>Total Cases Disposed</b>	<b>361</b>	<b>770</b>	<b>612</b>	<b>26,118</b>	<b>1,331</b>	<b>6,021</b>	<b>12,913</b>	<b>9,565</b>
<b>Cases Placed on Inactive Status</b>	<b>88</b>	<b>229</b>	<b>182</b>	<b>7,666</b>	<b>473</b>	<b>1,990</b>	<b>4,589</b>	<b>2,911</b>
<b>Cases Pending End of Year</b>								
<i>Active Cases</i>	941	1,766	747	16,848	1,979	8,079	7,248	6,545
<i>Inactive Cases</i>	158	836	318	7,302	972	4,968	2,700	2,675
Cases in Which								
<i>Death Penalty Sought</i>	4	---	---	---	---	---	---	---
<i>Death Penalty Not Sought</i>	123	---	---	---	---	---	---	---
<b>Sentencing Information</b>								
Prison	203	478	147	3,607	295	2,004	1,521	2,879
State Jail	8	9	24	386	9	39	120	259
Local Jail	0	2	14	2,541	23	47	2,078	430
Probation/Community Supervision	1	15	57	919	52	119	813	197
Shock Probation	0	0	2	10	0	3	3	21
Fine Only	0	0	0	23	0	0	21	4
Other	3	1	6	140	23	48	37	47

AGE OF CASES DISPOSED	90 Days or Less	91 to 180 Days	181 to 365 Days	Over 365 Days	Total
Number of Cases	114,348	57,202	51,814	48,370	271,734

INFORMATION ON TRAFFICKING OF PERSON	Total Filed
Cases for Trafficking of Persons	116
Cases for Prostitution	2,874
Cases for Compelling Prostitution	111

# District and Statutory County Courts

## FELONY CASE ACTIVITY

### Cases on Docket

	Burglary	Theft	Auto Theft	Drug Sale or Manufacture	Drug Possession	Felony DWI	Other Felony	Total Cases
<b>Cases Pending Beginning of Year</b>								
Active Cases	9,738	15,188	3,356	11,895	35,556	9,766	39,734	166,701
Inactive Cases	4,757	10,530	1,768	4,326	16,803	4,373	18,761	78,858
Docket Adjustments	45	171	-4	-86	-223	50	-387	-276
<b>Cases Added</b>								
Filed by Indictment or Information	11,290	20,728	5,870	12,415	60,559	10,211	47,987	216,922
Other Cases Reaching Docket								
Motions to Revoke Filed	5,662	6,116	1,664	3,828	19,087	3,647	12,448	66,211
Cases Reactivated	5,203	8,675	2,321	4,136	20,843	3,354	17,267	76,484
All Other Cases Added	324	427	95	476	1,007	587	1,103	5,441
<b>Total Active Cases on Docket</b>	<b>32,217</b>	<b>51,134</b>	<b>13,306</b>	<b>32,750</b>	<b>137,052</b>	<b>27,565</b>	<b>118,539</b>	<b>531,759</b>
<b>Dispositions</b>								
<b>Convictions</b>								
Guilty Plea or Nolo Contendere	5,693	11,678	3,052	5,848	24,772	8,318	20,669	97,942
By the Court	269	382	86	242	928	386	1,026	4,006
By the Jury	61	53	8	94	113	63	389	1,966
Total Convictions	6,023	12,113	3,146	6,184	25,813	8,767	22,084	103,914
Deferred Adjudication	2,899	4,265	1,065	3,123	17,227	132	10,269	51,216
<b>Acquittals</b>								
By the Court	12	8	4	9	31	7	62	235
By the Jury	21	12	4	12	36	3	79	450
Total Acquittals	33	20	8	21	67	10	141	685
Dismissals	2,158	3,919	1,354	2,542	11,584	800	12,442	46,082
<b>Motions to Revoke</b>								
Granted/Revoked	2,776	3,222	888	1,515	9,163	1,483	5,726	30,499
Denied/Continued	2,458	2,460	512	1,965	7,144	1,663	5,039	27,967
All Other Dispositions	465	630	137	489	1,501	545	1,667	6,985
<b>Total Cases Disposed</b>	<b>16,812</b>	<b>26,629</b>	<b>7,110</b>	<b>15,839</b>	<b>72,499</b>	<b>13,400</b>	<b>57,368</b>	<b>267,348</b>
<b>Cases Placed on Inactive Status</b>	<b>5,864</b>	<b>9,886</b>	<b>2,737</b>	<b>4,972</b>	<b>25,218</b>	<b>3,947</b>	<b>20,529</b>	<b>91,281</b>
<b>Cases Pending End of Year</b>								
Active Cases	9,726	15,067	3,513	11,907	38,923	10,314	40,753	174,356
Inactive Cases	5,102	11,267	2,046	4,990	19,845	4,772	20,853	88,804
<b>Cases in Which</b>								
Death Penalty Sought	---	---	---	---	---	---	---	4
Death Penalty Not Sought	---	---	---	---	---	---	---	123
<b>Sentencing Information</b>								
Prison	2,499	1,411	330	3,842	5,183	2,669	9,842	36,910
State Jail	1,564	5,314	1,553	694	6,706	397	3,687	20,769
Local Jail	1,043	3,725	975	665	8,815	631	4,473	25,462
Probation/Community Supervision	755	1,266	236	873	4,339	4,564	3,361	17,567
Shock Probation	24	10	0	21	19	4	23	140
Fine Only	3	17	2	5	123	1	59	258
Other	84	175	20	88	378	356	379	1,785

### ADDITIONAL COURT ACTIVITY

	Felony
Cases in Which Jury Selected	2,559
Cases in Which Mistrial Declared	150
Motions to Suppress Granted or Denied	2,089
Mental Illness/Intellectual Disability Assessments	10,104
Competency Evaluation Reports	5,237
Cases Set for Review	46,656
Cases in Which Attorney Appointed as Counsel	152,622
Cases with Retained Counsel	75,534

JUVENILE CASE ACTIVITY

Cases on Docket

	CINS	Delinquent Conduct							
		Capital Murder	Murder	Other Homicides	Aggra- vated Assault or Attempted Murder	Assault	Indecency with or Sexual Assault of Child	Aggra- vated Robbery or Robbery	Burglary
<b>Cases Pending Beginning of Year</b>									
Active Cases	894	25	25	4	1,271	2,611	1,161	721	1,465
Inactive Cases	81	4	4	1	163	314	122	133	194
Docket Adjustments	192	-2	8	4	154	29	73	58	129
<b>Cases Added</b>									
New Petitions Filed	352	18	25	10	2,096	3,726	1,052	855	1,191
Petitions for Transfer to Adult Criminal Court	--	9	6	0	15	12	46	13	9
Other Cases Reaching Docket									
Motions to Modify/Enforce/Proceed Filed	31	0	1	0	593	806	258	266	498
Cases Reactivated	30	3	6	3	321	407	180	181	190
All Other Cases Added	38	0	1	0	27	26	26	19	31
<b>Total Active Cases on Docket</b>	<b>1,345</b>	<b>55</b>	<b>64</b>	<b>17</b>	<b>4,323</b>	<b>7,588</b>	<b>2,723</b>	<b>2,055</b>	<b>3,384</b>
<b>Adjudications</b>									
Findings of Delinquent Conduct or CINS									
Plea of True	105	2	5	2	913	996	536	561	696
By the Court	32	0	1	1	115	163	63	51	69
By the Jury	0	0	0	0	1	3	4	1	0
Total Findings of DC/CINS	137	2	6	3	1,029	1,162	603	613	765
Deferred Prosecution	29	0	0	1	438	1,260	150	46	141
Transferred to Adult Criminal Court	--	7	15	0	17	1	44	22	5
Findings of No DC or No CINS									
By the Court	15	0	0	0	4	7	5	4	5
By the Jury	0	0	0	0	1	2	1	0	1
Total Findings of No DC/No CINS	15	0	0	0	5	9	6	4	6
Dismissals	116	5	6	0	335	836	211	95	206
Motions to Modify Disposition									
Denied	1	0	0	0	49	85	10	43	45
Granted	22	0	1	1	395	299	164	167	344
All Other Adjudications/Findings	18	1	3	1	204	634	145	134	73
<b>Total Cases Adjudicated</b>	<b>338</b>	<b>15</b>	<b>31</b>	<b>6</b>	<b>2,472</b>	<b>4,286</b>	<b>1,333</b>	<b>1,124</b>	<b>1,585</b>
<b>Cases Placed on Inactive Status</b>	<b>25</b>	<b>7</b>	<b>7</b>	<b>2</b>	<b>329</b>	<b>396</b>	<b>174</b>	<b>152</b>	<b>206</b>
<b>Cases Pending End of Year</b>									
Active Cases	1,182	31	36	12	1,689	2,969	1,300	840	1,831
Inactive Cases	66	8	3	1	158	254	102	101	100
<b>Dispositions</b>									
<b>Cases with Finding of DC/CINS</b>									
Probation Granted									
Determinate Sentence Probation	--	1	1	1	350	532	194	261	234
All Other Probation	110	10	0	2	589	735	341	200	569
Committed to Texas Juvenile Justice Dept.									
Determinate Sentence	--	2	4	0	28	5	9	84	6
Indeterminate Sentence	--	0	0	0	66	7	29	41	37
Final Judgment Without Any Disposition	6	1	3	1	57	95	23	59	56
<b>Cases with Granted Motion to Modify Disp.</b>									
Probation Revoked, Child Sent to TJJD	--	0	0	0	33	11	24	20	24
All Other Dispositions	20	1	2	1	348	236	100	160	335

AGE OF CASES DISPOSED	30 Days or Less	31 to 90 Days	91 to 180 Days	Over 180 Days	Total
Number of Cases	7,796	8,231	5,170	4,795	25,992

# District and County-Level Courts

## JUVENILE CASE ACTIVITY

Cases on Docket	Delinquent Conduct							Total DC Cases		
	Theft	Auto Theft	Felony Drug Offenses	Misde-meanor Drug Offenses	DWI	Contempt of Court	All Other Offenses	Total Cases	Felonies	Misde-meanors
<b>Cases Pending Beginning of Year</b>										
Active Cases	1,252	582	593	1,884	36	173	13,312	26,009	6,810	9,010
Inactive Cases	164	60	51	165	0	15	575	2,046	959	1,080
Docket Adjustments	39	-1	16	-30	2	1	1,398	2,070	383	586
<b>Cases Added</b>										
New Petitions Filed	999	706	614	1,781	43	287	8,119	21,874	8,361	10,975
Petitions for Transfer to Adult Criminal Court	10	2	1	3	0	3	108	237	98	24
Other Cases Reaching Docket										
Motions to Modify/Enforce/Proceed Filed	321	321	149	509	0	0	2,757	6,510	2,928	3,138
Cases Reactivated	116	122	56	238	2	0	922	2,777	1,332	1,342
All Other Cases Added	20	11	12	24	3	0	121	359	143	142
<b>Total Active Cases on Docket</b>	<b>2,718</b>	<b>1,744</b>	<b>1,425</b>	<b>4,439</b>	<b>84</b>	<b>463</b>	<b>25,339</b>	<b>57,766</b>	<b>19,672</b>	<b>24,631</b>
<b>Adjudications</b>										
Findings of Delinquent Conduct or CINS										
Plea of True	511	461	256	654	27	6	3,398	9,129	4,336	3,932
By the Court	19	50	22	110	1	1	418	1,116	479	514
By the Jury	1	0	0	0	0	0	5	15	6	5
Total Findings of DC/CINS	531	511	278	764	28	7	3,821	10,260	4,821	4,451
Deferred Prosecution	146	44	155	484	4	0	1,541	4,439	1,348	2,797
Transferred to Adult Criminal Court	4	2	24	1	0	0	11	153	144	4
Findings of No DC or No CINS										
By the Court	1	2	0	1	0	0	30	74	19	19
By the Jury	1	0	0	0	0	0	3	9	3	5
Total Findings of No DC/No CINS	2	2	0	1	0	0	33	83	22	24
Dismissals	205	109	117	337	7	2	1,404	3,991	1,237	2,201
Motions to Modify Disposition										
Denied	36	42	22	40	0	0	257	630	324	287
Granted	167	198	84	153	1	0	1,124	3,120	1,821	1,124
All Other Adjudications/Findings	118	73	73	355	0	1	1,483	3,316	1,084	2,108
<b>Total Cases Adjudicated</b>	<b>1,209</b>	<b>981</b>	<b>753</b>	<b>2,135</b>	<b>40</b>	<b>10</b>	<b>9,674</b>	<b>25,992</b>	<b>10,801</b>	<b>12,996</b>
<b>Cases Placed on Inactive Status</b>	<b>128</b>	<b>125</b>	<b>56</b>	<b>200</b>	<b>3</b>	<b>0</b>	<b>863</b>	<b>2,673</b>	<b>1,271</b>	<b>1,265</b>
<b>Cases Pending End of Year</b>										
Active Cases	1,506	641	648	2,099	43	469	16,152	31,448	8,162	11,113
Inactive Cases	88	58	33	94	1	0	544	1,611	713	820
<b>Dispositions</b>										
<b>Cases with Finding of DC/CINS</b>										
Probation Granted										
Determinate Sentence Probation	183	209	116	386	15	7	1,464	3,954	1,741	2,060
All Other Probation	356	220	169	441	17	2	2,091	5,852	2,634	2,478
Committed to Texas Juvenile Justice Dept.										
Determinate Sentence	7	6	3	1	1	0	28	184	138	21
Indeterminate Sentence	22	23	4	5	0	0	88	322	259	20
Final Judgment Without Any Disposition	34	47	19	58	6	2	235	702	339	349
<b>Cases with Granted Motion to Modify Disp.</b>										
Probation Revoked, Child Sent to TJJD	12	13	2	2	0	0	37	178	142	21
All Other Dispositions	159	157	70	140	1	0	1,277	3,007	1,574	1,062

ADDITIONAL COURT ACTIVITY			ADDITIONAL COURT ACTIVITY				
	CINS	DC	Total		CINS	DC	Total
Grand Jury Approvals	--	653	653	Motions to Suppress Granted or Denied	0	37	37
Release or Transfer Hearings	--	165	165	Applications for Sealing Records	274	1,777	2,051
Detention Hearings	1,993	35,399	37,392	Motions for Sex Offender Un- or Deregistration	0	77	77
Cases Set for Review	35	8,999	9,034	Cases in Which Attorney Appointed as Counsel	233	20,243	20,476
Competency Hearings	25	72	97	Cases with Retained Counsel	97	4,036	4,133

# County-Level Courts

## MISDEMEANOR CASE ACTIVITY

### Cases on Docket

	DWI - First Offense	DWI - Second Offense	Theft	Theft by Check	Drug Possession - Marijuana	Drug Offenses - Other
<b>Cases Pending Beginning of Year</b>						
<i>Active Cases</i>	60,619	9,185	27,167	22,835	41,725	14,960
<i>Inactive Cases</i>	31,270	4,393	38,646	27,091	16,604	5,195
Docket Adjustments	-738	-43	43	-627	85	-229
<b>Cases Added</b>						
New Cases Filed	64,011	13,356	31,121	3,965	68,633	18,985
Appealed from Lower Courts	22	5	22	15	25	177
Other Cases Reaching Docket						
<i>Motions to Revoke Filed</i>	7,202	1,954	4,032	573	6,138	2,122
<i>Cases Reactivated</i>	12,040	2,915	15,839	4,898	15,127	5,010
<i>All Other Cases Added</i>	278	84	396	16	340	114
<b>Total Active Cases on Docket</b>	<b>144,172</b>	<b>27,499</b>	<b>78,577</b>	<b>32,302</b>	<b>131,988</b>	<b>41,368</b>
<b>Dispositions</b>						
<b>Convictions</b>						
<i>Guilty Plea or Nolo Contendere</i>	39,303	9,994	13,767	1,555	24,359	7,438
<i>By the Court</i>	717	218	265	160	743	248
<i>By the Jury</i>	448	83	27	3	42	14
<b>Total Convictions</b>	<b>40,468</b>	<b>10,295</b>	<b>14,059</b>	<b>1,718</b>	<b>25,144</b>	<b>7,700</b>
Deferred Adjudication	3,058	298	5,948	654	14,020	2,842
<b>Acquittals</b>						
<i>By the Court</i>	90	11	8	3	5	2
<i>By the Jury</i>	203	48	27	2	22	8
<b>Total Acquittals</b>	<b>293</b>	<b>59</b>	<b>35</b>	<b>5</b>	<b>27</b>	<b>10</b>
Dismissals	12,821	1,459	12,526	6,785	24,893	8,354
<b>Motions to Revoke</b>						
<i>Granted/Revoked</i>	3,802	1,024	2,749	482	3,620	1,241
<i>Denied/Continued</i>	3,335	811	1,426	262	1,492	507
All Other Dispositions	855	160	625	117	2,249	997
<b>Total Cases Disposed</b>	<b>64,632</b>	<b>14,106</b>	<b>37,368</b>	<b>10,023</b>	<b>71,445</b>	<b>21,651</b>
Placed on Inactive Status	14,635	3,435	15,204	2,085	18,084	5,744
<b>Cases Pending End of Year</b>						
<i>Active Cases</i>	65,373	10,078	25,948	20,025	43,474	14,137
<i>Inactive Cases</i>	32,686	4,759	37,409	23,847	18,532	5,547
<b>Sentencing Information</b>						
Local Jail	17,916	4,795	11,316	1,148	17,755	5,946
Probation/Comm. Supervision	21,112	5,181	1,588	302	2,664	1,056
Fine Only	678	104	822	150	3,613	413
Other	589	114	373	120	840	170

AGE OF CASES DISPOSED	30 Days or Less	31 to 60 Days	61 to 90 Days	Over 90 Days	Total
Number of Cases	100,288	49,368	45,346	259,301	454,303



# County-Level Courts

## MISDEMEANOR CASE ACTIVITY

### Cases on Docket

	Family Violence Assault	Assault - Other	Traffic	DWLS/ DWLI	Other Misdemeanor Cases	Total Cases
<b>Cases Pending Beginning of Year</b>						
<i>Active Cases</i>	21,755	12,544	17,313	15,992	74,858	318,953
<i>Inactive Cases</i>	12,500	7,906	9,689	8,839	46,423	208,556
Docket Adjustments	-235	38	893	48	979	214
<b>Cases Added</b>						
New Cases Filed	35,144	12,449	9,948	22,427	122,220	402,259
Appealed from Lower Courts	10	48	19,595	251	3,551	23,721
Other Cases Reaching Docket						
<i>Motions to Revoke Filed</i>	2,990	1,145	695	1,057	8,251	36,159
<i>Cases Reactivated</i>	9,702	3,850	2,487	7,721	29,655	109,244
<i>All Other Cases Added</i>	420	229	116	183	650	2,826
<b>Total Active Cases on Docket</b>	<b>70,021</b>	<b>30,265</b>	<b>50,154</b>	<b>47,631</b>	<b>239,185</b>	<b>893,162</b>
<b>Dispositions</b>						
Convictions						
<i>Guilty Plea or Nolo Contendere</i>	10,779	4,482	7,006	9,767	54,239	182,689
<i>By the Court</i>	252	131	205	132	1,198	4,269
<i>By the Jury</i>	133	61	13	15	191	1,030
Total Convictions	11,164	4,674	7,224	9,914	55,628	187,988
Deferred Adjudication	5,909	1,879	9,010	2,260	15,408	61,286
Acquittals						
<i>By the Court</i>	37	16	10	3	38	223
<i>By the Jury</i>	182	80	10	5	129	716
Total Acquittals	219	96	20	8	167	939
Dismissals	16,284	5,174	12,144	10,306	47,541	158,287
Motions to Revoke						
<i>Granted/Revoked</i>	1,815	699	389	659	4,720	21,200
<i>Denied/Continued</i>	906	422	293	325	2,687	12,466
All Other Dispositions	395	246	1,504	955	4,034	12,137
<b>Total Cases Disposed</b>	<b>36,692</b>	<b>13,190</b>	<b>30,584</b>	<b>24,427</b>	<b>130,185</b>	<b>454,303</b>
Placed on Inactive Status	10,878	4,340	2,649	8,144	36,157	121,355
<b>Cases Pending End of Year</b>						
<i>Active Cases</i>	22,870	13,091	17,759	15,561	77,058	325,374
<i>Inactive Cases</i>	13,051	8,083	9,739	8,860	49,329	211,842
<b>Sentencing Information</b>						
Local Jail	8,440	3,537	2,284	7,554	46,427	127,118
Probation/Comm. Supervision	1,668	679	711	683	4,754	40,398
Fine Only	723	255	3,909	1,247	2,645	14,559
Other	229	145	290	315	1,013	4,198

### ADDITIONAL COURT ACTIVITY

	Misdemeanor
Cases in Which Jury Selected	1,542
Cases in Which Mistrial Declared	87
Motions to Suppress Granted or Denied	963
Mental Illness/Intellectual Disability Assessments	11,437
Competency Examination Reports	3,679
Cases Set for Review	34,839
Cases in Which Attorney Appointed as Counsel	172,304
Cases with Retained Counsel	142,722

County-Level Courts

PROBATE AND GUARDIANSHIP CASE ACTIVITY

Cases on Docket

	Decedents' Estates			Guardianships		All Other Cases	Total Cases
	Independent Administration	Dependent Administration	All Other Estate Proceedings	Minor	Adult		
<b>New Cases, Applications or Contests Filed</b>	37,789	1,986	16,390	583	4,307	5,984	67,039
<b>Other Cases Added</b>							
<i>Ancillary Cases</i>	286	102	87	6	64	75	620
<i>All Other Matters</i>	7,294	2,639	1,919	664	14,587	10,935	38,038
<b>Inventories Filed</b>	26,334	1,504	0	180	1,316	0	29,334
<b>Guardianship of Person Reports Filed</b>	---	---	---	1,069	29,129	---	30,198
<b>Annual or Final Accounts Filed</b>	---	1,933	---	1,156	6,574	---	9,663

<b>Additional Court Activity</b>	Total
Guardianships	
Dismissed or Denied	411
Granted	3,570
Closed	4,447
Active	51,663
Chapter 1102 Investigations	4,009
Chapter 48 Removals	60
Hearings Held	76,278
Cases in Which Plaintiff/Petitioner Represented Self	2,523

MENTAL HEALTH CASE ACTIVITY

Cases on Docket

	Temporary Mental Health Services	Extended Mental Health Services	Modification		Total Cases
			Inpatient to Outpatient	Outpatient to Inpatient	
<b>Intake</b>					
New Applications Filed	47,218	332	115	113	47,778
Orders for Protective Custody Signed	44,417	---	---	---	44,417
<b>Hearings</b>					
Probable Cause Hearings Held	36,124	---	---	---	36,124
Release/Dismissal Prior to Final Hearing	32,159	20	9	15	32,203
Final Commitment Hearings Held	11,674	173	9	9	11,865
<b>Other Information</b>					
Disposition at Final Hearing					
<i>Denied (Release)</i>	3,841	13	0	1	3,855
<i>Granted (Commit)</i>					
<i>Inpatient</i>	7,107	207	17	---	7,331
<i>Outpatient</i>	357	42	---	12	411

<b>Order to Authorize Psychoactive Medications</b>	Total
New Applications Filed	4,909
Dismissal Prior to Hearing	604
Hearings Held	3,824
Disposition at Hearing	
Denied	120
Granted	3,699

This page intentionally left blank.

## CRIMINAL CASE ACTIVITY

Cases on  
Docket

	Traffic Misdemeanors			Non-Traffic Misdemeanors			Total
	Non-Parking	Parking	Local Ordinance	Penal Code	Other State Law	Local Ordinance	
<b>Cases Pending Beginning of Year</b>							
<i>Active Cases</i>	7,108,795	392,657	66,178	1,099,944	998,145	608,543	10,274,262
<i>Inactive Cases</i>	6,282,777	141,179	33,268	1,269,462	807,806	411,369	8,945,861
Docket Adjustments	172,328	-3,599	6,132	17,088	-13,386	34,085	212,648
<b>Cases Added</b>							
New Cases Filed	5,421,108	152,714	58,187	413,161	385,443	271,359	6,701,972
<i>Cases Reactivated</i>	1,258,085	14,043	10,890	228,648	164,754	83,767	1,760,187
<i>All Other Cases Added</i>	25,934	173	47	8,408	10,569	453	45,584
<b>Total Cases on Docket</b>	<b>13,999,661</b>	<b>556,034</b>	<b>141,434</b>	<b>1,770,724</b>	<b>1,545,838</b>	<b>998,249</b>	<b>19,011,940</b>
<b>Dispositions</b>							
Dispositions Prior to Court Appearance or Trial							
<i>Uncontested Dispositions</i>	1,898,705	67,878	24,353	138,144	157,307	76,790	2,363,177
<i>Dismissed by Prosecution</i>	315,499	29,161	8,399	48,977	65,616	45,093	512,745
Total Dispositions Prior to Court Appearance or Trial	2,214,204	97,039	32,752	187,121	222,923	121,883	2,875,922
Dispositions at Court Appearance or Trial							
Convictions							
<i>Guilty Plea or Nolo Contendere</i>	506,338	5,147	5,039	69,941	37,032	34,403	657,900
<i>By the Court</i>	112,517	1,461	3,807	7,394	7,981	6,449	139,609
<i>By the Jury</i>	1,693	26	26	154	91	299	2,289
Acquittals							
<i>By the Court</i>	32,349	66	2,203	630	769	2,331	38,348
<i>By the Jury</i>	213	4	6	65	36	47	371
Dismissed by Prosecution	356,479	4,863	3,913	50,767	21,237	44,256	481,515
Total Dispositions at Court Appearance or Trial	1,009,589	11,567	14,994	128,951	67,146	87,785	1,320,032
Compliance Dismissals							
<i>After Driver Safety Course</i>	502,556	---	---	---	---	---	502,556
<i>After Deferred Disposition</i>	671,507	4,547	11,631	31,078	34,599	22,306	775,668
<i>After Teen Court</i>	3,914	17	11	845	420	424	5,631
<i>After Tobacco Awareness Course</i>	---	---	---	---	677	---	677
<i>After Treatment for Chemical Dependency</i>	---	---	---	991	1,540	---	2,531
<i>After Proof of Financial Responsibility</i>	82,229	---	---	---	---	---	82,229
<i>All Other Transportation Code Dismissals</i>	295,764	4,169	849	5,711	14,428	10,786	331,707
Total Compliance Dismissals	1,555,970	8,733	12,491	38,625	51,664	33,516	1,700,999
All Other Dispositions	168,671	5,143	17,347	21,642	23,210	11,076	247,089
<b>Total Cases Disposed</b>	<b>4,948,434</b>	<b>122,482</b>	<b>77,584</b>	<b>376,339</b>	<b>364,943</b>	<b>254,260</b>	<b>6,144,042</b>
<b>Cases Placed on Inactive Status</b>	<b>1,260,900</b>	<b>17,534</b>	<b>9,050</b>	<b>240,611</b>	<b>159,951</b>	<b>84,111</b>	<b>1,772,157</b>
<b>Cases Pending End of Year</b>							
<i>Active Cases</i>	7,631,861	413,829	51,587	1,125,036	1,002,891	651,352	10,876,556
<i>Inactive Cases</i>	6,308,223	144,135	33,266	1,265,097	788,058	414,673	8,953,452
Show Cause Hearings Held	731,139	3,733	5,389	51,932	60,023	24,322	876,538
<b>Cases Appealed</b>							
<i>After Trial</i>	9,299	30	25	545	1,900	159	11,958
<i>Without Trial</i>	20,510	51	76	696	1,789	137	23,259

# Justice and Municipal Courts

## JUVENILE/MINOR ACTIVITY

Beginning of Year through End of Year	Total
Transportation Code Cases Filed	55,723
Non-Driving Alcoholic Beverage Code Cases Filed	18,027
Driving Under the Influence of Alcohol Cases Filed	1,491
Drug Paraphernalia Cases Filed	6,044
Tobacco and e-Cigarette Cases Filed	3,523
Truant Conduct Cases Filed	9,404
Education Code (Except Failure to Attend) Cases Filed	894
Violation of Local Daytime Curfew Ordinance Cases Filed	2,647
All Other Non-Traffic Fine-Only Cases Filed	17,457
Transfer to Juvenile Court	
<i>Mandatory Transfer</i>	134
<i>Discretionary Transfer</i>	198
Accused of Contempt and Referred to Juvenile Court (Delinquent Conduct)	148
Held in Contempt by Criminal Court (Fined and/or Denied Driving Privileges)	2,421
Juvenile Statement Magistrate Warning	
<i>Warnings Administered</i>	1,837
<i>Statements Certified</i>	686
Detention Hearings Held	331
Orders for Non-Secure Custody Issued	134
Parent Contributing to Nonattendance Cases Filed	14,688

# Justice and Municipal Courts

## ADDITIONAL ACTIVITY

Beginning of Year through End of Year	Number Given	Requests for Counsel
Magistrate Warnings		
<i>Class C Misdemeanors</i>	567,358	---
<i>Class A and B Misdemeanors</i>	259,477	79,237
<i>Felonies</i>	194,252	70,129

Beginning of Year through End of Year	Total
Arrest Warrants Issued	
<i>Class C Misdemeanors</i>	1,427,286
<i>Class A and B Misdemeanors</i>	65,251
<i>Felonies</i>	67,334
Capiases Pro Fine Issued	568,932
Search Warrants Issued	19,265
Warrants for Fire, Health and Code Inspections Filed	5,620
Examining Trials Conducted	1,333
Emergency Mental Health Hearings Held	10,090
Magistrate's Orders	
<i>Emergency Protection Issued</i>	16,754
<i>Ignition Interlock Device Issued</i>	9,807
<i>All Others Issued Requiring Conditions for Release on Bond</i>	29,599
Driver's License Denial, Revocation or Suspension Hearings Held	15,392
Handgun License Denial, Revocation or Suspension Hearings Held	3,196
Disposition of Stolen Property Hearings Held	767
Peace Bond Hearings Held	434
Cases in Which Fine and Court Costs Satisfied by Community Service	
<i>Partial Satisfaction</i>	17,534
<i>Full Satisfaction</i>	77,726
Cases in Which Fine and Court Costs Satisfied by Jail Credit	532,491
Cases in Which Fine and Court Costs Waived for Indigency	50,368
<u>Amount of Fines and Court Costs Waived for Indigency</u>	<u>\$13,440,846</u>
Fines, Court Costs and Other Amounts	
<i>Kept by City or County</i>	\$620,615,173
<i>Remitted to State</i>	\$301,353,718
<i>Total</i>	\$941,366,671

## CRIMINAL CASE ACTIVITY

Cases on  
Docket

	Traffic Misdemeanors			Non-Traffic Misdemeanors			Total
	Non-Parking	Parking	County Ordinance	Penal Code	Other State Law	County Ordinance	
<b>Cases Pending Beginning of Year</b>							
<i>Active Cases</i>	2,670,726	38,792	5,116	350,007	486,750	17,230	3,568,621
<i>Inactive Cases</i>	1,357,273	10,198	474	202,131	284,178	4,799	1,859,053
Docket Adjustments	2,356	-4,151	239	4,872	-1,048	195	2,463
<b>Cases Added</b>							
New Cases Filed	1,838,713	23,864	1,344	94,837	154,664	9,502	2,122,924
<i>Cases Reactivated</i>	233,504	1,667	75	32,257	52,752	891	321,146
<i>All Other Cases Added</i>	2,896	118	3	300	375	7	3,699
<b>Total Cases on Docket</b>	<b>4,748,195</b>	<b>60,290</b>	<b>6,777</b>	<b>482,273</b>	<b>693,493</b>	<b>27,825</b>	<b>6,018,853</b>
<b>Dispositions</b>							
Dispositions Prior to Court Appearance or Trial							
<i>Uncontested Dispositions</i>	704,651	8,436	858	38,052	72,954	3,071	828,022
<i>Dismissed by Prosecution</i>	102,033	2,688	79	15,809	34,855	1,540	157,004
Total Dispositions Prior to Court Appearance or Trial	806,684	11,124	937	53,861	107,809	4,611	985,026
Dispositions at Court Appearance or Trial							
Convictions							
<i>Guilty Plea or Nolo Contendere</i>	66,357	1,112	27	4,382	5,497	370	77,745
<i>By the Court</i>	38,776	469	7	2,011	2,918	140	44,321
<i>By the Jury</i>	431	3	0	20	31	10	495
Acquittals							
<i>By the Court</i>	1,469	12	11	186	115	170	1,963
<i>By the Jury</i>	55	0	1	9	16	1	82
Dismissed by Prosecution	132,821	1,917	8	5,657	10,055	961	151,419
Total Dispositions at Court Appearance or Trial	239,909	3,513	54	12,265	18,632	1,652	276,025
Compliance Dismissals							
<i>After Driver Safety Course</i>	156,444	---	---	---	---	---	156,444
<i>After Deferred Disposition</i>	154,946	1,248	83	6,683	13,405	566	176,931
<i>After Teen Court</i>	445	1	0	43	90	3	582
<i>After Tobacco Awareness Course</i>	---	---	---	---	169	---	169
<i>After Treatment for Chemical Dependency</i>	---	---	---	21	109	---	130
<i>After Proof of Financial Responsibility</i>	26,459	---	---	---	---	---	26,459
<i>All Other Transportation Code Dismissals</i>	90,665	2,643	38	4,478	7,779	414	106,017
Total Compliance Dismissals	428,959	3,892	121	11,225	21,552	983	466,732
All Other Dispositions	63,650	1,149	82	8,219	9,658	544	83,302
<b>Total Cases Disposed</b>	<b>1,539,202</b>	<b>19,678</b>	<b>1,194</b>	<b>85,570</b>	<b>157,651</b>	<b>7,790</b>	<b>1,811,085</b>
<b>Cases Placed on Inactive Status</b>	<b>297,530</b>	<b>2,365</b>	<b>77</b>	<b>30,643</b>	<b>42,982</b>	<b>987</b>	<b>374,584</b>
<b>Cases Pending End of Year</b>							
<i>Active Cases</i>	2,875,914	38,161	4,258	349,128	487,624	18,439	3,773,524
<i>Inactive Cases</i>	1,417,068	10,724	484	206,355	273,398	4,997	1,913,026
<b>Show Cause Hearings Held</b>	<b>268,797</b>	<b>738</b>	<b>101</b>	<b>9,831</b>	<b>23,262</b>	<b>989</b>	<b>303,718</b>
<b>Cases Appealed</b>							
<i>After Trial</i>	4,614	4	3	165	1,239	3	6,028
<i>Without Trial</i>	14,825	32	62	323	994	27	16,263

## Justice Courts

### CIVIL CASE ACTIVITY

	Debt Claim	Landlord/Tenant	Small Claims	Total
<b>Cases Pending Beginning of Year</b>				
<i>Active Cases</i>	132,094	90,790	182,876	405,760
<i>Inactive Cases</i>	2,732	5,338	4,558	12,628
Docket Adjustments	3,400	-1,628	-875	897
<b>Cases Added</b>				
New Cases Filed	214,182	245,365	70,085	529,632
<i>Cases Reactivated</i>	1,367	440	489	2,296
<i>All Other Cases Added</i>	341	572	1,785	2,698
<b>Total Cases on Docket</b>	<b>351,384</b>	<b>335,539</b>	<b>254,360</b>	<b>941,283</b>
<b>Dispositions</b>				
Default Judgments	57,218	77,985	8,763	143,966
Agreed Judgments	18,028	1,749	2,116	21,893
Trial/Hearing by Judge/Hearing Officer	12,332	67,031	21,559	100,922
Trial by Jury	25	347	345	717
Cases Dismissed for Want of Prosecution	10,002	11,647	5,378	27,027
Cases Non-Suited of Dismissed by Plaintiff	72,457	61,826	15,018	149,301
All Other Dispositions	8,557	20,781	12,061	41,399
<b>Total Cases Disposed</b>	<b>178,619</b>	<b>241,366</b>	<b>65,240</b>	<b>485,225</b>
<b>Cases Placed on Inactive Status</b>	<b>2,382</b>	<b>1,698</b>	<b>1,629</b>	<b>5,709</b>
<b>Cases Pending End of Year</b>				
<i>Active Cases</i>	170,086	94,097	186,224	450,407
<i>Inactive Cases</i>	3,353	4,021	5,042	12,416
<b>Cases Appealed</b>				
<i>After Trial</i>	632	5,312	1,029	6,973
<i>Without Trial</i>	412	2,293	640	3,345

### JUVENILE/MINOR ACTIVITY

<b>Beginning of Year through End of Year</b>	<b>Total</b>
Transportation Code Cases Filed	16,421
Non-Driving Alcoholic Beverage Code Cases Filed	5,964
Driving Under the Influence of Alcohol Cases Filed	718
Drug Paraphernalia Cases Filed	2,248
Tobacco and eCigarette Cases Filed	1,106
Truant Conduct Cases Filed	8,869
Education Code (Except Failure to Attend) Cases Filed	644
Violation of Local Daytime Curfew Ordinance Cases Filed	91
All Other Non-Traffic Fine-Only Cases Filed	4,073
Transfer to Juvenile Court	
<i>Mandatory</i>	42
<i>Discretionary</i>	62
Accused of Contempt and Referred to Juvenile Court (Delinquent Conduct)	34
Held in Contempt by Criminal Court (Fined and/or Denied Driving Privileges)	825
Juvenile Statement	
<i>Magistrate Warnings Administered</i>	1,089
<i>Certified by Judge</i>	414
Detention Hearings Held	281
Orders for Non-Secure Custody Issued	16
Parent Contributing to Nonattendance Cases Filed	12,185



## Justice Courts

## ADDITIONAL ACTIVITY

Beginning of Year through End of Year	Number Given	Requests for Counsel
Magistrate Warnings		
<i>Class C Misdemeanors</i>	63,967	---
<i>Class A and B Misdemeanors</i>	142,720	45,483
<i>Felonies</i>	122,374	46,728

Beginning of Year through End of Year	Total
Arrest Warrants Issued	
<i>Class C Misdemeanors</i>	282,891
<i>Class A and B Misdemeanors</i>	23,680
<i>Felonies</i>	29,593
Capiases Pro Fine Issued	46,321
Search Warrants Issued	1,698
Warrants for Fire, Health and Code Inspections Filed	496
Examining Trials Conducted	862
Emergency Mental Health Hearings Held	9,535
Magistrate's Orders	
<i>Emergency Protection Issued</i>	8,852
<i>Ignition Interlock Device Issued</i>	6,113
<i>All Others Issued Requiring Conditions for Release on Bond</i>	26,040
Driver's License Denial, Revocation or Suspension Hearings Held	14,822
Handgun License Denial, Revocation or Suspension Hearings Held	182
Disposition of Stolen Property Hearings Held	1,847
Peace Bond Hearings Held	434
Inquests Conducted	22,979
Cases in Which Fine and Court Costs Satisfied by Community Service	
<i>Partial Satisfaction</i>	2,549
<i>Full Satisfaction</i>	15,558
Cases in Which Fine and Court Costs Satisfied by Jail Credit	109,346
Cases in Which Fine and Court Costs Waived for Indigency	13,739
Amount of Fines and Court Costs Waived for Indigency	\$3,502,470
Fines, Court Costs and Other Amounts	
<i>Kept by County</i>	\$203,996,187
<i>Remitted to State</i>	\$101,932,825
<i>Total Collected</i>	\$323,771,263

## CRIMINAL CASE ACTIVITY

Cases on  
Docket

	Traffic Misdemeanors			Non-Traffic Misdemeanors			Total
	Non-Parking	Parking	City Ordinance	Penal Code	Other State Law	City Ordinance	
<b>Cases Pending Beginning of Year</b>							
<i>Active Cases</i>	4,422,900	353,858	61,062	742,826	502,253	591,298	6,674,197
<i>Inactive Cases</i>	4,925,392	130,981	32,794	1,067,330	523,624	406,570	7,086,691
Docket Adjustments	91,986	-50	5,893	12,074	-14,338	33,642	129,207
<b>Cases Added</b>							
New Cases Filed	3,583,784	128,910	56,843	318,367	231,018	261,835	4,580,757
<i>Cases Reactivated</i>	1,024,779	12,376	10,815	196,394	112,017	82,876	1,439,257
<i>All Other Cases Added</i>	3,605	50	44	838	489	421	5,447
<b>Total Cases on Docket</b>	<b>9,140,465</b>	<b>495,190</b>	<b>134,657</b>	<b>1,273,974</b>	<b>831,752</b>	<b>970,114</b>	<b>12,846,152</b>
<b>Dispositions</b>							
Dispositions Prior to Court Appearance or Trial							
<i>Uncontested Dispositions</i>	1,194,624	59,442	23,496	100,115	84,430	73,720	1,535,827
<i>Dismissed by Prosecution</i>	213,614	26,473	8,320	33,169	30,774	43,553	355,903
Total Dispositions Prior to Court Appearance or Trial	1,408,238	85,915	31,816	133,284	115,204	117,273	1,891,730
Dispositions at Court Appearance or Trial							
Convictions							
<i>Guilty Plea or Nolo Contendere</i>	439,981	4,035	5,012	65,559	31,535	34,033	580,155
<i>By the Court</i>	73,741	992	3,800	5,383	5,063	6,309	95,288
<i>By the Jury</i>	1,262	23	26	134	60	289	1,794
Acquittals							
<i>By the Court</i>	30,880	54	2,192	444	654	2,161	36,385
<i>By the Jury</i>	159	4	5	55	15	45	283
Dismissed by Prosecution	223,686	2,946	3,905	45,111	11,189	43,296	330,133
Total Dispositions at Court Appearance or Trial	769,709	8,054	14,940	116,686	48,516	86,133	1,044,038
Compliance Dismissals							
<i>After Driver Safety Course</i>	346,166	---	---	---	---	---	346,166
<i>After Deferred Disposition</i>	516,582	3,301	11,548	24,396	21,196	21,740	598,763
<i>After Teen Court</i>	3,469	16	11	802	330	421	5,049
<i>After Tobacco Awareness Course</i>	---	---	---	---	508	---	508
<i>After Treatment for Chemical Dependency</i>	---	---	---	970	1,432	---	2,402
<i>After Proof of Financial Responsibility</i>	55,784	---	---	---	---	---	55,784
<i>All Other Transportation Code Dismissals</i>	205,115	1,526	811	1,233	6,652	10,372	225,709
Total Compliance Dismissals	1,127,116	4,843	12,370	27,401	30,118	32,533	1,234,381
All Other Dispositions	105,034	3,994	17,265	13,423	13,553	10,532	163,801
<b>Total Cases Disposed</b>	<b>3,410,097</b>	<b>102,806</b>	<b>76,391</b>	<b>290,794</b>	<b>207,391</b>	<b>246,471</b>	<b>4,333,950</b>
<b>Cases Placed on Inactive Status</b>	<b>963,455</b>	<b>15,169</b>	<b>8,973</b>	<b>209,977</b>	<b>117,008</b>	<b>83,125</b>	<b>1,397,707</b>
<b>Cases Pending End of Year</b>							
<i>Active Cases</i>	4,652,783	375,666	47,371	762,251	498,366	632,639	6,969,076
<i>Inactive Cases</i>	4,890,641	133,411	32,782	1,058,745	514,683	409,677	7,039,939
<b>Show Cause Hearings Held</b>	<b>462,348</b>	<b>2,995</b>	<b>5,288</b>	<b>42,101</b>	<b>36,765</b>	<b>23,333</b>	<b>572,830</b>
<b>Cases Appealed</b>							
<i>After Trial</i>	4,685	26	22	380	661	156	5,930
<i>Without Trial</i>	5,687	19	14	373	796	110	6,999

# Municipal Courts

## CIVIL/ADMINISTRATIVE CASE ACTIVITY

	Total
<b>Cases Pending Beginning of Year</b>	
<i>Active Cases</i>	1,580,560
<i>Inactive Cases</i>	44,190
Docket Adjustments	(489,291)
<b>Cases Added</b>	
New Cases Filed	593,923
<i>Cases Reactivated</i>	789
<i>All Other Cases Added</i>	24,495
<b>Total Cases on Docket</b>	<b>2,181,772</b>
<b>Dispositions</b>	
Uncontested Civil Fines or Penalties	293,637
Default Judgments	137,649
Agreed Judgments	889
Trial/Hearing by Judge/Hearing Officer	52,491
Trial by Jury	1
Cases Dismissed for Want of Prosecution	10,279
All Other Dispositions	4,470
<b>Total Cases Disposed</b>	<b>499,416</b>
<b>Cases Placed on Inactive Status</b>	<b>5,961</b>
<b>Cases Pending End of Year</b>	
<i>Active Cases</i>	1,204,741
<i>Inactive Cases</i>	49,720
<b>Cases Appealed</b>	
<i>After Trial</i>	22
<i>Without Trial</i>	200

## JUVENILE/MINOR ACTIVITY

<b>Beginning of Year through End of Year</b>	Total
Transportation Code Cases Filed	39,302
Non-Driving Alcoholic Beverage Code Cases Filed	12,063
Driving Under the Influence of Alcohol Cases Filed	773
Drug Paraphernalia Cases Filed	3,796
Tobacco and e-Cigarette Cases Filed	2,417
Truant Conduct Cases Filed	535
Education Code (Except Failure to Attend) Cases Filed	250
Violation of Local Daytime Curfew Ordinance Cases Filed	2,556
All Other Non-Traffic Fine-Only Cases Filed	13,384
Transfer to Juvenile Court	
<i>Mandatory</i>	92
<i>Discretionary</i>	136
Accused of Contempt and Referred to Juvenile Court (Delinquent Conduct)	114
Held in Contempt by Criminal Court (Fined and/or Denied Driving Privileges)	1,596
Juvenile Statement	
<i>Magistrate Warnings Administered</i>	748
<i>Certified by Judge</i>	272
Detention Hearings Held	50
Orders for Non-Secure Custody Issued	118
Parent Contributing to Nonattendance Cases Filed	2,503

# Municipal Courts

## ADDITIONAL ACTIVITY

Beginning of Year through End of Year	Number Given	Requests for Counsel
Magistrate Warnings		
<i>Class C Misdemeanors</i>	503,391	---
<i>Class A and B Misdemeanors</i>	116,757	33,754
<i>Felonies</i>	71,878	23,401

Beginning of Year through End of Year	Total
Arrest Warrants Issued	
<i>Class C Misdemeanors</i>	1,144,395
<i>Class A and B Misdemeanors</i>	41,571
<i>Felonies</i>	37,741
Capiases Pro Fine Issued	522,611
Search Warrants Issued	17,567
Warrants for Fire, Health and Code Inspections Filed	5,124
Examining Trials Conducted	471
Emergency Mental Health Hearings Held	555
Magistrate's Orders	
<i>Emergency Protection Issued</i>	7,902
<i>Ignition Interlock Device Issued</i>	3,694
<i>All Others Issued Requiring Conditions for Release on Bond</i>	3,559
Driver's License Denial, Revocation or Suspension Hearings Held	570
Disposition of Stolen Property Hearings Held	1,349
Peace Bond Hearings Held	333
Cases in Which Fine and Court Costs Satisfied by Community Service	
<i>Partial Satisfaction</i>	14,985
<i>Full Satisfaction</i>	62,168
Cases in Which Fine and Court Costs Satisfied by Jail Credit	423,145
Cases in Which Fine and Court Costs Waived for Indigency	36,629
Amount of Fines and Court Costs Waived for Indigency	\$9,938,376
Fines, Court Costs and Other Amounts	
<i>Kept by City</i>	\$416,618,986
<i>Remitted to State</i>	\$199,420,893
<i>Total</i>	\$617,595,408

# Assigned Judges in the Trial Courts

## STATEWIDE TOTALS

### Reasons for Assignments and Number of Judges Assigned

Reason for Assignment by Presiding Judge within the Region	Active Judges - Number of Assignments	Sr/Fmr/Ret Judges - Number of Assignments	Total Number of Assignments
Assistance with Heavy Docket	41	802	843
Vacation	9	764	773
Illness	2	333	335
Recusal - Voluntary	158	830	988
Recusal - Involuntary	28	56	84
Disqualification - Voluntary	7	43	50
Disqualification - Involuntary	0	8	8
Continuing Education	3	338	341
Personal Emergency	3	38	41
Election Contest	2	22	24
Attorney Contempt	1	10	11
Suit to Remove Locally Elected Official	0	8	8
Vacant Bench	10	152	162
Other	15	426	441
<b>Totals</b>	<b>279</b>	<b>3,830</b>	<b>4,109</b>
<b>Assignment to Another Region</b>	7	61	68
<b>Assigned by the Chief Justice to the Region</b>	9	8	17

### Motions to Recuse/Disqualify

Type of Judge Hearing Motion	No. of Motions
Regional Presiding Judge	169
Active Judge	33
Senior, Former, Retired Judge	68

Disposition	No. of Motions
Granted with hearing	17
Granted without hearing	3
Denied with hearing	121
Denied without hearing - failure to comply with Rule 18a	110
Denied without hearing - other	4

### Vacant Benches

Reason for Vacancy	Number of Days Judge Assigned to Sit
Death	12
Illness*	283.5
New Bench	0
Resignation	325
Retirement	577
Suspension	110

\*More than 2 weeks absence

STATEWIDE TOTALS

Other Activity						
Rule 12 Appeals				Appeals from Judicial Branch Certification Commission		
Ruling:				Ruling:		
Denied	Granted in Whole	Granted in Part	No Jurisdiction	Violation Occurred, Penalty Upheld	Violation Occurred, Penalty Reduced	Violation Did Not Occur
3	1	1	5	0	0	0
<b>Appointments for PIU Cases</b>						1
<b>Number of Attorney Fee Voucher Appeals</b>						23

# Appendix

Case Status and Clearance Rate Definitions .....	II
Case Type Categories.....	III
District Courts.....	III
Statutory County Courts .....	V
Constitutional County Courts.....	VI
Justice Courts .....	VII
Municipal Courts .....	VIII

## Case Status and Clearance Rate Definitions

### ALL TRIAL COURTS

#### Case Status

For more specific information about the case status categories listed below, as well as definitions of the various disposition types, refer to the reporting instructions posted at <http://www.txcourts.gov/reporting-to-oca/judicial-council-trial-court-activity-reports.aspx>.

**Cases Pending Beginning of Month–Active:** The number of cases that were awaiting disposition at the beginning of the reporting period.

**Cases Pending Beginning of Month–Inactive:** The number of cases that had been classified as inactive at the beginning of the reporting period.

**New Cases Filed:** The number of cases that were filed with the court for the first time during the reporting period.

**Reactivated:** The number of cases that had previously been placed on inactive status, but were restored to the court’s control during the reporting period. Further court proceedings in these cases could be resumed during the reporting period and proceed toward disposition. The rules for reactivating a case are the reverse of those for placing a case on inactive status, (e.g., the lifting of a stay, arrest of a defendant with an outstanding warrant, etc.).

**All Other Cases Added (Reopened):** The number of cases in which a judgment had previously been entered but which were restored to the court’s pending caseload during the reporting period. These cases come back to the court due to the filing of a request to modify or enforce that existing judgment and a hearing before a judicial officer is requested to review the status of the case or initiate further proceedings in the case.

**Total Cases on Docket:** The sum of the number of new cases filed, cases appealed from lower courts, reactivated and reopened cases.

**Total Dispositions:** The number of cases for which an original entry of judgment has been entered during the reporting period. For cases involving multiple parties/issues, the disposition is not to be reported until all parties/issues have been resolved.

**Placed on Inactive Status:** The number of cases whose status was administratively changed to inactive during the reporting period due to events beyond the court’s control. These cases were removed from court control, and the court could take no further action until an event restored the case to the court’s active pending caseload. Examples include cases in which a warrant of arrest was issued, a stay was issued while a defendant undergoes temporary or extended inpatient mental health treatment, or a stay was issued due to bankruptcy.

**Cases Pending End of Month–Active:** The number of cases that were awaiting disposition at the end of the reporting period.

**Cases Pending End of Month–Inactive:** The number of cases that had been classified as inactive at the end of the reporting period.

### CLEARANCE RATE

**Clearance Rate:** The number of cases disposed or placed on inactive status divided by the number of cases added to the docket (including reactivated cases). The clearance rate is a measure of how effectively a court is disposing the cases added to its docket.

A clearance rate of 100 percent indicates that the court disposed of the same number of cases during the year as were added to the docket during the year, resulting in no changes to the court’s case backlog.

#### Formula:

Number of cases disposed + number of cases placed on inactive status

divided by

number of new cases filed + number of cases reactivated + cases appealed from lower courts + all other cases added



# Case Type Categories

## District Courts

### CRIMINAL DOCKET

A criminal case is counted as one defendant per indictment or information. For example, if an indictment names more than one defendant, there is more than one case; three defendants named in one indictment equals three cases. If the same defendant is charged in more than one indictment, even if for the same criminal episode, there is more than one case; the same person named in four indictments equals four cases. Finally, if an indictment contains more than one count (Art. 21.24, Code of Criminal Procedure), only one case per person named in the indictment is reported. The case is reported under the classification for the most serious offense alleged.

The case type categories are:

**CAPITAL MURDER:** An offense under Penal Code Sec. 19.03 (Capital Murder).

**MURDER:** An offense under Penal Code Sec. 19.02 (Murder).

**OTHER HOMICIDES:** An offense under Penal Code Sec. 19.04 (Manslaughter), 19.05 (Criminally Negligent Homicide), or 49.08 (Intoxication Manslaughter).

**ASSAULT OR ATTEMPTED MURDER:** A felony offense under Penal Code Sec. 22.01 (Assault), 22.04 (Injury to a Child, Elderly Individual or Disabled Individual), 22.05 (Deadly Conduct), 22.07 (Terroristic Threat), or 22.08 (Aiding Suicide); an offense under Penal Code Sec. 22.015 (Coercing, Soliciting or Inducing Gang Membership), 22.02 (Aggravated Assault), 22.041 (Abandoning or Endangering Child), 22.09 (Tampering with Consumer Product), or 22.11 (Harassment by Persons in Certain Correctional Facilities; Harassment of Public Servant); or an offense of Attempt (as defined in Sec. 15.01) to Commit: Murder (19.02) or Capital Murder (19.03).

**SEXUAL ASSAULT OF AN ADULT:** An offense under Penal Code Sec. 22.011 (Sexual Assault) or 22.021 (Aggravated Sexual Assault) where the victim is an adult (17 years or older).

**INDECENCY OR SEXUAL ASSAULT OF A CHILD:** An offense under Penal Code Secs. 22.011 (Sexual Assault) or 22.021 (Aggravated Sexual Assault) where the victim is a child (younger than 17 years); an offense under Sec. 21.02 (Continuous Sexual Abuse of Young Child or Children); an offense under Sec. 21.11 (Indecency with a Child); or an offense under Sec. 21.12 (Improper Relationship Between Educator and Student).

**FAMILY VIOLENCE ASSAULT:** A **felony** offense under Penal Code Sec. 22.01(b)(2) against a person whose relationship to the defendant is described by Sec. 71.0021(b), 71.003, or 71.005 of the Family Code.

**AGGRAVATED ROBBERY OR ROBBERY:** An offense under Penal Code Sec. 29.03 (Aggravated Robbery) or 29.02 (Robbery).

**BURGLARY:** A **felony** offense under Penal Code Sec. 30.02 (Burglary) or 30.04 (Burglary of Vehicles).

**THEFT:** A **felony** offense under Ch. 31 of the Penal Code, **except** when the property involved is a motor vehicle; or a **felony** offense under Sec. 32.31 (Credit Card Abuse or Debit Card Abuse) or 33A.04 (Theft of Telecommunications Service).

**AUTOMOBILE THEFT:** A **felony** offense under Penal Code Sec. 31.03 (Theft) if the property involved is a motor vehicle, or an offense under Sec. 31.07 (Unauthorized Use of a Vehicle).

**DRUG SALE OR MANUFACTURE:** A **felony** offense under the Texas Controlled Substances Act (Ch. 481, Health and Safety Code), Ch. 482, Health and Safety Code (Simulated Controlled Substances), the Texas Dangerous Drugs Act (Ch. 483, Health and Safety Code), or Ch. 485, Health and Safety Code (Abusable Volatile Chemicals) for the manufacture, delivery, sale, or possession with intent to deliver or sell a drug or controlled substance.

**DRUG POSSESSION:** A **felony** offense for possession under the Texas Controlled Substances Act (Ch. 481, Health and Safety Code) or the Texas Dangerous Drugs Act (Ch. 483, Health and Safety Code), other than possession with intent to deliver or sell.

**FELONY D.W.I.:** A **felony** offense under Penal Code Sec. 49.04 (Driving While Intoxicated), 49.045 (Driving While Intoxicated with Child Passenger), or 49.09 (Enhanced Offenses and Penalties). Also include an offense under Penal Code Sec. 49.07 (Intoxication Assault) when the case involves a motor vehicle.

**OTHER FELONIES:** A **felony** offense not clearly identifiable as belonging in one of the preceding categories, including cases previously categorized as forgery.

**ALL MISDEMEANORS:** Any offense classified as a misdemeanor.

### CIVIL DOCKET

A civil case, unlike a criminal case, does not depend on the number of persons involved. Instead, each separate suit, normally commenced by the filing of the plaintiff's original petition, defines an individual civil case.

The case type categories are:

**INJURY OR DAMAGE—MOTOR VEHICLE:** All cases for damages associated in any way with a motor vehicle (automobile, truck, motorcycle, etc.), with or without accompanying personal injury. Examples include personal injury, property damage, and wrongful death cases that involve motor vehicles.

**INJURY OR DAMAGE—MEDICAL MALPRACTICE:** Cases that allege misconduct or negligence by a person or entity in the medical profession (doctors, nurses, physician assistants, dentists, etc. and their firms: hospitals, nursing homes, etc.) acting in a professional capacity, thereby causing physical or financial harm.

**INJURY OR DAMAGE—OTHER PROFESSIONAL MALPRACTICE:** Cases that allege misconduct or negligence by a person or entity not in the medical profession (lawyers, accountants, architects, etc. and their firms) acting in a professional capacity, thereby causing physical or financial harm.

**INJURY OR DAMAGE—PRODUCT LIABILITY—ASBESTOS/SILICA:** Cases involving the alleged responsibility of the manufacturer or seller for an injury caused to a person or property by exposure to, or ingestion of, asbestos or silica or an alleged breach of duty to provide suitable instructions to prevent injury.

**INJURY OR DAMAGE—OTHER PRODUCT LIABILITY:** All other cases, not involving asbestos or silica, involving the alleged responsibility of the manufacturer or seller of an article for an injury caused to a person or property by a defect in, or the condition of, the article sold or an alleged breach of duty to provide suitable instructions to prevent injury.

**OTHER INJURY OR DAMAGE:** All other cases not falling into categories above alleging an injury or wrong committed against a person, their reputation, or their property by a party who either did something that he was obligated not to do or failed to do something that he was obligated to do. Examples include damages on premises, “slip-and-fall” cases, construction damages, assault, battery, animal attack, vandalism, slander/libel/defamation, malicious prosecution, and false imprisonment.

**REAL PROPERTY—EMINENT DOMAIN:** Suits by a unit of government or a corporation with the power of eminent domain for the taking of private land for public use; or cases in which a property owner challenges the amount of remuneration offered by the government for the taking of a parcel of land.

**OTHER REAL PROPERTY:** All other cases involving real property. Examples include disputes over the ownership, use, boundaries, or value of real property, including trespass to try title.

**CONTRACT—CONSUMER/COMMERCIAL/DEBT:** Cases involving a buyer of goods or services bringing a suit against the seller for failure either to deliver said goods or services or to honor a warranty as promised in an expressed or implied contract. Also, cases involving a seller of goods or services bringing a suit against a buyer for failure to pay for said goods or services as promised in an expressed or implied contract (debt collection). Examples include agreements, breach of contract, contracts, fraud, notes, sworn accounts, debts, and assignment of creditors.

**OTHER CONTRACT:** All other cases involving a dispute over an agreement, express or implied, between two parties. Examples include employment cases (including discrimination, retaliation, termination, and other employment cases), landlord/tenant disputes, mortgage foreclosures, homeowners association disputes, etc.

**CIVIL CASES RELATING TO CRIMINAL MATTERS:** All civil cases associated with criminal matters, including bond forfeiture, expunction, nondisclosure, occupational license, seizure and forfeiture, extradition, contempt (in criminal cases only), and writ of habeas corpus (in criminal cases only) cases. Include petitions for relief from a firearms disability related to criminal cases (Sec. 574.088, Health and Safety Code).

**OTHER CIVIL CASES:** All non-tax civil cases not clearly identifiable as belonging in one of the preceding categories. Include occupational license cases in civil and family matters and cases appealing the finding of a lower court, department, or administrative agency (e.g., workers’ compensation, business dissolution, liquor license appeal, etc.).

**TAX CASES:** Suits brought by governmental taxing entities against an individual or business for the collection of taxes.

## **FAMILY LAW DOCKET**

A family law case is counted and reported when: 1) an original petition is filed (no matter how many parties or children are involved); 2) a show cause motion, motion to modify, or similar motion is filed following entry of original judgment; or 3) some other case is filed.

The case type categories are:

**DIVORCE—CHILDREN:** Suits brought by a party to a marriage to dissolve the marriage pursuant to Ch. 6, Family Code that also include a suit affecting the parent-child relationship due to the existence of children born or adopted of the marriage who are under 18 years of age or who are otherwise entitled to support as provided by Ch. 154, Family Code. Include petitions for annulment and petitions to declare a marriage void.

**DIVORCE—NO CHILDREN:** Suits brought by a party to a marriage to dissolve the marriage pursuant to Ch. 6, Family Code. Include petitions for annulment and petitions to declare a marriage void.

**PARENT-CHILD—NO DIVORCE:** Cases involving issues of custody, support, paternity, visitation (by parents, grandparents or other family members) that do not involve a current or previously decided divorce/marriage dissolution case. Include voluntary legitimation of paternity (Sec. 160.201, Family Code).

**CHILD PROTECTIVE SERVICES:** Cases filed under Ch. 262 of the Family Code on behalf of the Department of Family and Protective Services; a motion in aid of investigation filed under Sec. 261.303 of the Family Code; a motion to participate filed under Sec. 264.203 of the Family Code; or a civil action filed by the Department requesting a determination of an at-risk child under Sec. 264.303 of the Family Code.

**TERMINATION OF PARENTAL RIGHTS:** Cases filed under Ch. 161 of the Family Code requesting that the court extinguish the legal relationship of parent and child.

**ADOPTION:** Cases filed under Ch. 162 of the Family Code requesting the establishment of a new, permanent relationship of parent and child between persons not having that relationship naturally. Include gestation agreements.

**PROTECTIVE ORDERS—NO DIVORCE:** Cases filed under Ch. 82, Family Code, requesting an order designed to limit or eliminate contact between two or more family/household members or individuals involved in a dating relationship.

**TITLE IV-D—PATERNITY:** Cases filed by the Title IV-D Agency (Office of Attorney General) requesting a determination of parentage under Ch. 160, Family Code and the setting of a child support obligation. These cases may also involve custody and visitation issues.

**TITLE IV-D—SUPPORT ORDER:** Cases filed by the Title IV-D Agency (Office of Attorney General) requesting the setting of a child support obligation where the parentage of the child has been established by an Acknowledgment of Paternity or the child was born during the marriage. These cases may also involve custody and visitation issues.

**TITLE IV-D—UIFSA:** Cases filed by the Title IV-D Agency (Office of the Attorney General) seeking to establish a Texas child support order. The issue of paternity may be addressed. UIFSA cases are distinguished by the fact that not all parties reside in Texas. Issues of custody and visitation are not generally involved.

**ALL OTHER FAMILY CASES:** Includes all cases filed under the Family Code that are not reported elsewhere, including, but not limited to:

- Judicial bypass of parental notification of abortion (Sec. 33.003); Changes of name (Ch. 45);
- Adult adoptions (Sec. 152.502);
- Removal of disability of minority (Ch. 31);
- Removal of disability of minority for marriage (Sec. 2.103);
- Suits for parental liability for damages caused by conduct of child (Ch. 41); and
- Suits for liability for interference with possession of a child (Ch. 42).

**POST-JUDGMENT MODIFICATION—CUSTODY:** Post-judgment suits or motions filed pursuant to Subchapter B, Ch. 156, Family Code, for modification of an order that provides for the conservatorship of, possession of, or determination of residence of a child (e.g., motions to modify conservatorship [custody], motions to modify right to determine primary residence of child, motions for further orders of the court).

**POST-JUDGMENT MODIFICATION—OTHER:** Post-judgment suits or motions requesting modification of orders not involving custody of a child, including, but not limited to:

- Suits filed pursuant to Subchapter B, Ch. 156, Family Code for modification of an order that provides for the access to a child (motions to modify visitation privileges; motions to modify rights, privileges and duties of conservator);
- Suits filed pursuant to Subchapter C, Ch. 156, Family Code for modification of an order that provides for the support of a child (motions to modify or set child support; motions to terminate wage withholding; motions for further orders of the court); and
- Suits filed pursuant to Sec. 8.057, Family Code for modification of an order that provides for spousal maintenance (petition to terminate/modify order/writ of income withholding).

**POST-JUDGMENT ENFORCEMENT:** Post-judgment suits or motions requesting the enforcement of a final order, including, but not limited to:

- Motions filed pursuant to Ch. 157, Family Code to enforce a final order for conservatorship, child support, possession of or access to a child, property provisions, injunctions, or other provisions of a final order (e.g., motions for contempt; motions for enforcement of judgments or prior orders; motions to revoke community supervision/probation for failure to pay child support);
- Suits to enforce a divorce or annulment decree filed pursuant to Ch. 9, Family Code (petition for enforcement of property division; petitions to divide assets not divided on divorce or annulment; post-decree qualified domestic relations orders); and
- Suits to enforce spousal maintenance filed pursuant to Ch. 8, Family Code.

**POST-JUDGMENT TITLE IV-D:** Suits or motions filed by the Title IV-D agency (Office of the Attorney General) pursuant to Chs. 156, 157 or 159, Family Code, to enforce and/or modify a child support obligation.

**TITLE IV-D—PATERNITY:** Cases filed by the Title IV-D Agency (Office of Attorney General) requesting a determination of parentage under Ch. 160, Family Code and the setting of a child support obligation. These cases may also involve custody and visitation issues. The pleading is most often styled *Petition to Establish the Parent-Child Relationship*.

**TITLE IV-D—SUPPORT ORDER:** Cases filed by the Title IV-D Agency (Office of Attorney General) requesting the setting of a child support obligation where the parentage of the child has been established by an Acknowledgment of Paternity or the child was born during the marriage. These cases may also involve custody and visitation issues. The pleading is most often styled *Suit Affecting the Parent-Child Relationship*.

**TITLE IV-D—UIFSA:** Cases filed by the Title IV-D Agency (Office of the Attorney General) seeking to establish a Texas child support order. The issue of paternity may be addressed. UIFSA cases are distinguished by the fact that not all parties reside in Texas. Issues of custody and visitation are not generally involved.

## JUVENILE DOCKET

Juvenile cases are based upon petitions for adjudication of a child alleged to have engaged in delinquent conduct or conduct indicating a need for supervision (C.I.N.S.) as governed by Title 3 of the Texas Family Code.

Delinquent conduct cases are further broken down into case categories similar to the ones used in the Criminal section. See OCA's Required Reporting webpage (<http://www.txcourts.gov/reporting-to-oca/judicial-council-trial-court-activity-reports.aspx>) for full definitions.

## Statutory County Courts

### MISDEMEANOR CASE DOCKET

A criminal case is counted as one defendant per information or complaint. For example, if an information names more than one defendant, there is more than one case; three defendants named in one information equals three cases. If the same defendant is charged in more than one information, even if for the same criminal episode, there is more than one case; the same person named in four informations equals four cases. Finally, if an information contains more than one count (Art. 21.24, Code of Criminal Procedure) only one case per person named in the information is reported. The case is reported under the classification for the most serious offense alleged.

Case categories are identical to the ones used in the **CRIMINAL SECTION OF THE CONSTITUTIONAL COUNTY COURT REPORTS**.

### FELONY CASE DOCKET

A criminal case is counted as one defendant per indictment or information. For example, if an indictment names more than one defendant, there is more than one case; three defendants named in one indictment equals three cases. If the same defendant is charged in more than one indictment, even if for the same criminal episode, there is more than one case; the same person named in four indictments equals four cases. Finally, if an indictment contains more than one count (Art. 21.24, Code of Criminal Procedure), only one case per person named in the indictment is reported. The case is reported under the classification for the most serious offense alleged.

Case categories are identical to the ones used in the **CRIMINAL SECTION OF THE DISTRICT COURT REPORTS**.

### CIVIL DOCKET

A civil case, unlike a criminal case, does not depend on the number of persons involved. Instead, each separate suit, normally commenced by the filing of the plaintiff's original petition, defines an individual civil case.

Case categories are identical to the ones used in the **CIVIL SECTION OF THE DISTRICT COURT REPORTS**.

## FAMILY LAW DOCKET

A family law case is counted and reported when: 1) an original petition is filed (no matter how many parties or children are involved); 2) a show cause motion, motion to modify, or similar motion is filed following entry of original judgment; or 3) some other case is filed.

Case categories are identical to the ones used in the **FAMILY SECTION OF THE DISTRICT COURT REPORTS**.

## JUVENILE DOCKET

Juvenile cases are based upon petitions for adjudication of a child alleged to have engaged in delinquent conduct or conduct indicating a need for supervision (C.I.N.S.) as governed by Title 3 of the Texas Family Code.

Delinquent conduct cases are further broken down into case categories similar to the ones used in the Criminal section. See OCA's Required Reporting webpage (<http://www.txcourts.gov/reporting-to-oca/judicial-council-trial-court-activity-reports.aspx>) for full definitions.

## PROBATE AND GUARDIANSHIP DOCKET

These cases are governed by the Texas Probate Code, and include matters involving the probate of wills, the administration of estates, and guardianships. A single probate case may involve more than one person.

Case categories are identical to the ones used in the **PROBATE AND GUARDIANSHIP SECTION OF THE CONSTITUTIONAL COUNTY COURT REPORTS**.

## COURT-ORDERED MENTAL HEALTH CASES

Sec. 574.014 of the Health and Safety Code requires a report to the Office of Court Administration on the number of applications for involuntary mental health commitment orders filed and the disposition of those cases. Information is also collected on applications seeking an order to authorize psychoactive medications.

Case categories are identical to the ones used in the **COURT-ORDERED MENTAL HEALTH SERVICES SECTION OF THE CONSTITUTIONAL COUNTY COURT REPORTS**.

## Constitutional County Courts

### CRIMINAL DOCKET

A criminal case is counted as one defendant per information or complaint. For example, if an information names more than one defendant, there is more than one case; three defendants named in one information equals three cases. If the same defendant is charged in more than one information, even if for the same criminal episode, there is more than one case; the same person named in four informations equals four cases. Finally, if an information contains more than one count (Art. 21.24, Code of Criminal Procedure) only one case per person named in the information is reported. The case is reported under the classification for the most serious offense alleged.

The case type categories are:

**D.W.I.—FIRST OFFENSE:** An offense under Sec. 49.04, Penal Code (Driving While Intoxicated).

**D.W.I.—SECOND OFFENSE:** A second offense of driving while intoxicated (Sec. 49.04, Penal Code) under Sec. 49.09, Penal Code (Enhanced Offenses and Penalties).

**THEFT:** A misdemeanor offense under Ch. 31 (Theft) of the Penal Code, **except** Sec. 31.06, or an offense under Penal Code Sec. 33A.04 (Theft of Telecommunications Service).

**THEFT BY CHECK:** Any offense of theft or theft of service in which the defendant allegedly obtained property or secured performance of service by issuing or passing a check or similar sight order for the payment of money, when the issuer did not have sufficient funds in or on deposit with the bank or other drawee for the payment in full of the check or order as well as all other checks or orders then outstanding (Sec. 31.06, Penal Code). Also included are appeals of cases brought under Sec. 32.41, Penal Code (Issuance of Bad Checks).

**DRUG POSSESSION—MARIJUANA:** A misdemeanor offense under Sec. 481.120 (Delivery of Marijuana), Sec. 481.121 (Possession of Marijuana) or Sec. 481.134(f) (Drug Free Zones), Health and Safety Code.

**DRUG POSSESSION—OTHER:** Any other misdemeanor offense for possession, manufacture, delivery, sale, or possession with intent to deliver or sell a drug or controlled substance under the Texas Controlled Substances Act (Ch. 481, Health and Safety Code), the Texas Dangerous Drug Act (Ch. 483, Health and Safety Code), or Ch. 485 (Abusable Volatile Chemicals), Health and Safety Code.

**FAMILY VIOLENCE ASSAULT:** A misdemeanor offense under Penal Code Sec. 22.01(a)(1) against a person whose relationship to the defendant is described by Sec. 71.0021(b), 71.003, or 71.005 of the Family Code.

**ASSAULT—OTHER:** Any other **misdemeanor** offense under Ch. 22 of the Penal Code.

**TRAFFIC:** Violations of the provisions of Title 7, Transportation Code and related statutes, **except** D.W.I. Sec. 49.04 (or Sec. 49.09 for a subsequent offense), Penal Code, and Sec. 521.457, Transportation Code (Driving While License Invalid).

**D.W.L.S./D.W.L.I.:** An offense under Sec. 521.457, Transportation Code (Driving While License Invalid).

**OTHER MISDEMEANOR CASES:** A misdemeanor not clearly identifiable as belonging in one of the preceding categories.

### CIVIL DOCKET

A civil case, unlike a criminal case, does not depend on the number of persons involved. Instead, each separate suit, normally commenced by the filing of the plaintiff's original petition, defines an individual civil case.

The case type categories are:

**INJURY OR DAMAGE—MOTOR VEHICLE:** All cases for damages associated in any way with a motor vehicle (automobile, truck, motorcycle, etc.), with or without accompanying personal injury. Examples include personal injury, property damage, and wrongful death cases that involve motor vehicles.

**OTHER INJURY OR DAMAGE:** All other cases alleging an injury or wrong committed against a person, their reputation, or their property by a party who either did something that he was obligated not to do or failed to do something that he was obligated to do. Examples include damages on premises, "slip-and-fall" cases, construction damages, assault, battery, animal attack, vandalism, slander/libel/defamation, malicious prosecution, and false imprisonment.

**REAL PROPERTY:** Cases involving disputes over the ownership, use, boundaries, or value of real property.

**CONTRACT—CONSUMER/COMMERCIAL/DEBT:** Cases involving a buyer of goods or services bringing a suit against the seller for failure either to deliver said goods or services or to honor a warranty as promised in an expressed or implied contract. Also, cases involving a seller of goods or services bringing a suit against a buyer for failure to pay for said goods or services as promised in an expressed or implied contract (debt collection). Examples include agreements, breach of contract, contracts, notes, sworn accounts, debts, and assignment of creditors.

**CONTRACT—LANDLORD/TENANT:** Cases alleging a breach of contract (lease) between a landlord and tenant, including unlawful detainer.

**OTHER CONTRACT:** All other cases involving a dispute over an agreement, express or implied, between two parties. Examples include employment cases (including discrimination, retaliation, termination, and other employment cases), fraud, mortgage foreclosures, homeowners association disputes, etc.

**CIVIL CASES RELATING TO CRIMINAL MATTERS:** All civil cases associated with criminal matters, including bond forfeiture, nondisclosure, occupational license, seizure and forfeiture, contempt (in criminal cases only), and writ of habeas corpus (in criminal cases only) cases. Include petitions for relief from a firearms disability related to a criminal case (Sec. 574.088, Health and Safety Code).

**ALL OTHER CIVIL CASES:** All other civil cases not clearly identifiable as belonging in one of the preceding categories. Include petitions for relief from a firearms disability related to an involuntary mental health commitment case (Sec. 574.088, Health and Safety Code).

## JUVENILE DOCKET

Juvenile cases are based upon petitions for adjudication of a child alleged to have engaged in delinquent conduct or conduct indicating a need for supervision (C.I.N.S.) as governed by Title 3 of the Texas Family Code.

Delinquent conduct cases are further broken down into case categories similar to the ones used in the Criminal section. See OCA's Required Reporting webpage (<http://www.txcourts.gov/reporting-to-oca/judicial-council-trial-court-activity-reports.aspx>) for full definitions.

## PROBATE AND GUARDIANSHIP DOCKET

These cases are governed by the Texas Probate Code, and include matters involving the probate of wills, the administration of estates, and guardianships. A single probate case may involve more than one person.

The case type categories are:

**INDEPENDENT ADMINISTRATION:** A proceeding to probate a will and for issuance of letters testamentary under Probate Code Sec. 145(b), or an estate opened under Probate Code Secs. 145(c), 145(d) or 145(e).

**DEPENDENT ADMINISTRATION:** An estate opened under Probate Code Sec. 178. These estate cases require court monitoring. Also include applications to appoint a temporary administrator under Ch. VI, Probate Code.

**ALL OTHER ESTATE PROCEEDINGS:** Other proceedings involving the handling or transfer of property by reason of the death of an individual.

**GUARDIANSHIP:** Cases involving the establishment of, or a controversy over, the relation existing between a person (guardian) lawfully invested with the power and charged with the duty of taking care of the rights of a minor or adult (ward) who is considered by the court as incapable of caring for himself/herself.

**ALL OTHER CASES:** All other cases not clearly identifiable as belonging in one of the preceding categories. Include petitions for relief from a firearms disability related to a guardianship case (Sec. 574.088, Health and Safety Code).

## COURT-ORDERED MENTAL HEALTH CASES

Sec. 574.014 of the Health and Safety Code requires a report to the Office of Court Administration on the number of applications for involuntary mental health commitment orders filed and the disposition of those cases. Information is also collected on applications seeking an order to authorize psychoactive medications.

The case type categories are:

**TEMPORARY MENTAL HEALTH SERVICES:** Applications for commitment under Sec. 574.034(a) or 574.034(b), Health and Safety Code for not longer than 90 days. Do not include requests for modification of existing commitment orders.

**EXTENDED MENTAL HEALTH SERVICES:** Applications for commitment under Sec. 574.035(a) or 574.035(b), Health and Safety Code for greater than 90 days, but not longer than 12 months. Do not include requests for modification of existing commitment orders.

**MODIFICATION—INPATIENT TO OUTPATIENT:** Applications for the modification of an existing order for commitment for inpatient services to provide for commitment for outpatient services (Sec. 574.061, to provide for commitment for outpatient services (Sec. 574.061, Health and Safety Code).

**MODIFICATION—OUTPATIENT TO INPATIENT:** Applications for the modification of an existing order for commitment for outpatient services to provide for commitment for inpatient services (Sec. 574.065(d)(2), Health and Safety Code).

**ORDER TO AUTHORIZE PSYCHOACTIVE MEDICATIONS:** Applications seeking an order authorizing, reauthorizing or modifying the administration of psychoactive medication (Sec. 574.106, Health and Safety Code).

## Justice Courts

### CRIMINAL DOCKET

A criminal case is reported based on the number of defendants named in a complaint. For example, if one defendant is charged in more than one complaint, it is counted as more than one case; the same person named in four separate complaints equals four cases. When a clerk receives a citation with multiple offenses listed, each offense is a separate charge and must be alleged on separate complaints; each complaint is therefore counted as a separate case.

The case type categories are:

**TRAFFIC MISDEMEANORS:** Cases relating to motor vehicle operation or ownership for which the maximum punishment does not involve confinement in jail or prison (i.e., class C misdemeanors).

**Non-Parking.** Cases involving violations of the provisions of Title 7,

Transportation Code and related statutes that do not involve parking (e.g., speeding, passing a school bus, driving without a valid inspection sticker, driving with an expired or no driver's license).

**Parking.** Cases involving violations of Secs. 545.301 through 545.304, Ch. 681 or Ch. 683, Transportation Code and related statutes concerning the improper stopping, standing, or parking of a vehicle (e.g., parking in an intersection, parking within 15 feet of a fire hydrant, parking where an official sign prohibits parking).

**County Ordinance.** Cases involving violations of traffic or parking-related ordinances enacted by the county (e.g., vehicle weight limitations set by the county pursuant to Transportation Code, Sec. 621.301).

**NON-TRAFFIC MISDEMEANORS:** Cases not involving traffic or parking violations for which the maximum punishment does not involve confinement in jail or prison.

**Penal Code.** Cases involving laws enacted by the Texas Legislature that are set out in the Penal Code (e.g., disorderly conduct, public intoxication, theft of property valued at less than \$50).

**Other State Law.** Cases involving laws enacted by the Texas Legislature that are set out in statutes other than the Penal Code (e.g., Alcoholic Beverage Code, Education Code, Health and Safety Code, Occupations Code, Parks and Wildlife Code, etc.).

**County Ordinance.** Cases involving ordinances enacted by the county (e.g., building codes, zoning, sanitation, and animal ordinances).

## CIVIL DOCKET

A civil case, unlike a criminal case, does not depend on the number of persons involved. Instead, each separate suit, normally commenced by the filing of the plaintiff's original petition, defines an individual civil case.

The case type categories are:

**SMALL CLAIMS SUITS:** Includes all suits for the recovery of money (damages or debt up to \$10,000) brought to the justice of the peace as judge of the Small Claims Court in accordance with Ch. 28 of the Government Code.

**FORCIBLE ENTRY AND DETAINER (EVICTIONS):** Includes all suits for eviction (recovery of possession of premises) brought under the authority of Government Code, Sec. 27.031; Property Code, Secs. 24.001-24.011; and Rules of Civil Procedure, Rules 738-755.

**OTHER CIVIL SUITS:** Includes all other suits within the civil jurisdiction of the justice court, including those for recovery of money (damages or debt up to \$10,000) and for foreclosure of mortgages and enforcement of liens on personal property in cases in which the amount in controversy is otherwise within the justice court's jurisdiction as provided by Sec. 27.031 of the Government Code.

## Municipal Courts

### CRIMINAL DOCKET

A criminal case is reported based on the number of defendants named in a complaint. For example, if one defendant is charged in more than one complaint, it is counted as more than one case; the same person named in four separate complaints equals four cases. When a clerk receives a citation with multiple offenses listed, each offense is a separate charge and must be alleged on separate complaints; each complaint is therefore counted as a separate case.

The case type categories are:

**TRAFFIC MISDEMEANORS:** Cases relating to motor vehicle operation or ownership for which the maximum punishment does not involve confinement in jail or prison (i.e., class C misdemeanors).

**Non-Parking.** Cases involving violations of the provisions of Title 7, Transportation Code and related statutes that do not involve parking (e.g., speeding, passing a school bus, driving without a valid inspection sticker, driving with an expired or no driver's license).

**Parking.** Cases involving violations of Sec. 545.301 through 545.304, Ch. 681 or Ch. 683, Transportation Code and related statutes concerning the improper stopping, standing, or parking of a vehicle (e.g., parking in an intersection, parking within 15 feet of a fire hydrant, parking where an official sign prohibits parking).

**City Ordinance.** Cases involving violations of traffic or parking-related ordinances enacted by municipalities.

**NON-TRAFFIC MISDEMEANORS:** Cases not involving traffic or parking violations for which the maximum punishment does not involve confinement in jail or prison.

**Penal Code.** Cases involving laws enacted by the Texas Legislature that are set out in the Penal Code (e.g., disorderly conduct, public intoxication, theft of property valued at less than \$50).

**Other State Law.** Cases involving laws enacted by the Texas Legislature that are set out in statutes other than the Penal Code (e.g., Alcoholic Beverage Code, Education Code, Health and Safety Code, Occupations Code, etc.).

**City Ordinance.** Cases involving ordinances enacted by municipalities (e.g., building codes, zoning laws, dog ordinances). Ordinance violations involving litter, fire safety, zoning, public health, and sanitation are punishable by fines only, up to a maximum of \$2,000. Punishment for violation of other types of city ordinances is limited to fines only, not to exceed \$500.

## CIVIL DOCKET

A civil case, unlike a criminal case, does not depend on the number of persons involved. Instead, each separate suit, normally commenced by the filing of the plaintiff's original petition, defines an individual civil case.

Civil cases are those involving all complaints, citations or suits within the civil or administrative jurisdiction of the municipal court, including red light camera, vehicle parking and stopping (Transportation Code, Ch. 682), dangerous dog, substandard building, and abandoned motor vehicle cases, as well as any other cases involving the enforcement of health and safety and nuisance abatement ordinances. Bond forfeiture (nisi) proceedings conducted pursuant to Code of Criminal Procedure, Art. 22.02 are also included.



Published by the  
OFFICE OF COURT ADMINISTRATION  
David Slayton, Administrative Director  
205 W. 14th Street, Suite 600  
Post Office Box 12066  
Austin, Texas 78711-2066  
(512) 463-1625  
Fax: (512) 463-1648



[www.txcourts.gov](http://www.txcourts.gov)

[www.facebook.com/TXOCA](https://www.facebook.com/TXOCA)

[www.linkedin.com/company/texas-office-of-court-administration/](https://www.linkedin.com/company/texas-office-of-court-administration/)

[www.twitter.com/TXCourts](https://www.twitter.com/TXCourts)

The Office of Court Administration is an equal opportunity employer and does not discriminate on the basis of race, color, national origin, sex, religion, age or disability in employment or the provision of services.