



Annual Statistical Report
for the
Texas Judiciary

Fiscal Year
2017



Office of Court Administration

A Message from the Administrative Director

Every day the Texas courts come into contact with individuals who bring problems of various sorts for resolution. Whether the problem is a young man struggling with a mental health issue, a mother entangled by opioid addiction, a juvenile having committed the offense of robbery, or a contractor seeking to collect payment that was due under a contract, Texans rely on the courts to adjudicate these and other issues according to the law and provide resolution in almost 9.3 million cases per year. When the courts are not accessible or effective for resolving these disputes, the public begins to have less trust and confidence in the Judicial Branch.

Just as the pace of change is quickening in the world around us, it is also occurring throughout the courts. Both external and internal forces are altering the way our courts currently operate and how they must operate in the future. It is for this reason that the Texas Judiciary is seeking to make improvements across caseloads within the Branch. Beginning in 2017, the Texas Judicial Council began studying these issues in six committees:

- Criminal Justice
- Civil Justice
- Juvenile Justice
- Mental Health, Guardianship and Intellectual and Developmental Disabilities
- Data
- Public Trust and Confidence

The Committees will soon make recommendations for improvements in all of these areas, which span the judicial system and affect most of the cases filed in the courts.

OUR MISSION

TO PROVIDE RESOURCES AND INFORMATION
FOR THE EFFICIENT ADMINISTRATION OF THE
JUDICIAL BRANCH OF TEXAS.



*Reflection of the State Capitol on the
Supreme Court Building*

The Fiscal Year 2017 Annual Statistical Report reveals several key points about the changing landscape of the Texas court caseload:

- The number of cases filed statewide increased significantly in the district, county and justice courts, driven primarily by increases in the number of small claims, landlord/tenant cases, debt cases and motor vehicle injury or damage cases.
- Small claims, landlord/tenant and debt cases now make up more than 80 percent of the civil caseload.
- The family law caseload remains fairly steady, but the number of child protection cases and post-judgment cases continue to increase along with the number of litigants representing themselves before family courts.
- The number of criminal cases filed continue to fall, with the misdemeanor caseload now at its lowest level since 1993.
- Drug possession offenses represent the largest share of criminal offenses and continue to increase, along with a spike in domestic violence and theft cases.
- Fine-only criminal offenses, which make up the majority of the filings in the courts, have fallen to the lowest number in more than 30 years.
- The number of active guardianships fell for the first time since reporting began in 2011, likely the result of the work of the OCA Guardianship Compliance Project.
- Applications for Temporary Involuntary Mental Health Services continue their steady increase again this year, with most of the cases that are heard by the court resulting in inpatient commitment.
- With just over 10,000 cases being resolved by a jury, less than 0.1 percent of cases were resolved by a jury.

As Chief Justice Nathan L. Hecht said in his 2017 State of the Judiciary Address, “Justice only for those who can afford it is neither justice for all nor justice at all.” The Texas Judiciary will continue to work fervently on ensuring that justice for all - is a reality for all.



David Slayton
Administrative Director
Office of Court Administration



Table of Contents

Texas Court Structure.....	iii
Judicial Administration.....	vi
Funding of the Texas Judicial Branch	vii

Statewide Trends

Civil Cases	2
Spotlight on Access to Justice	3
Family Cases.....	9
Criminal Cases.....	13
Spotlight on Mental Health & Mental Disability	14
Fine Only Criminal Cases.....	20
Juvenile Cases	22
Probate and Guardianship Cases	28
Spotlight on Guardianship Compliance Project	30
Applications for Involuntary Mental Health Services.....	31
Assigned Judges	32

Court-Level Trends

Supreme Court of Texas	2
Court of Criminal Appeals.....	7
Courts of Appeals.....	13
Statutory County Courts	25
Constitutional County Courts.....	33
Justice Courts.....	40
Municipal Courts.....	47
Spotlight on Costs, Fines and Fees.....	54
Profile of Appellate and Trial Court Judges.....	55

Detail

Supreme Court	2
Activity.....	2
Disposition of Petitions for Review by the Supreme Court.....	3
Court of Criminal Appeals	4
Activity	4
Disposition of Cases by the Court of Criminal Appeals.....	5
Courts of Appeals	6
10-Year Activity	6
Individual Court Activity	7
District Courts.....	8
Criminal Case Activity	8
Civil Case Activity.....	10
Family Case Activity	12
Juvenile Case Activity.....	14
Statutory County Courts.....	16
Felony Case Activity	16
Misdemeanor Case Activity	18
Civil Case Activity	20
Family Case Activity	22



Table of Contents

Juvenile Case Activity.....	24
Probate and Guardianship Case Activity.....	26
Mental Health Case Activity	26
Constitutional County Courts	27
Criminal Case Activity	27
Civil Case Activity	29
Juvenile Case Activity.....	31
Probate and Guardianship Case Activity.....	33
Mental Health Case Activity.....	33
District and Statutory County Courts	34
Civil Case Activity	34
Family Case Activity	36
Felony Case Activity	38
District and County-Level Courts	40
Juvenile Case Activity.....	40
County-Level Courts	42
Misdemeanor Case Activity	42
Probate and Guardianship Case Activity.....	44
Mental Health Case Activity.....	44
Justice and Municipal Courts.....	45
Criminal Case Activity	45
Juvenile/Minor Activity.....	46
Additional Activity	47
Justice Courts	48
Criminal Case Activity	48
Civil Case Activity	49
Juvenile/Minor Activity.....	49
Additional Activity	50
Municipal Courts	51
Criminal Case Activity	51
Civil/Administrative Case Activity	52
Juvenile/Minor Activity.....	52
Additional Activity	53
Assigned Judges in the Trial Courts	54

Appendix

Case Status and Clearance Rate Definitions	II
Case Type Categories.....	III
District Courts	III
Statutory County Courts	V
Constitutional County Courts.....	VI
Justice Courts	VII
Municipal Courts.....	VIII



Texas Court Structure

The structure of the court system of Texas was established by an 1891 amendment to the Texas Constitution of 1876. The amendment established the Supreme Court as the highest state appellate court for civil matters, and the Court of Criminal Appeals as the highest state appellate court in criminal matters. The amendment also established courts of appeals that exercise intermediate appellate jurisdiction in civil and criminal cases.¹

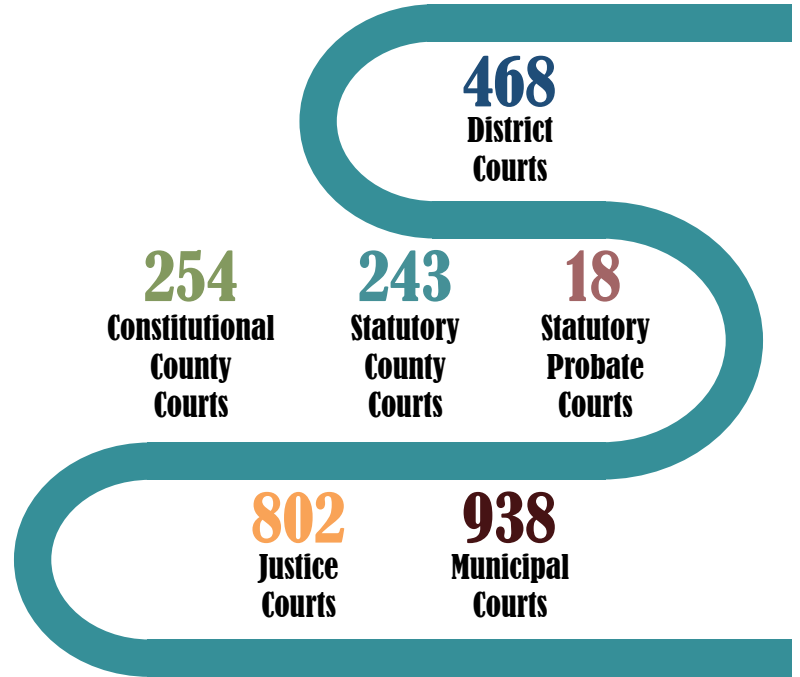
District courts are the state’s trial courts of general jurisdiction. The geographical area served by each district court is established by the specific statute creating the court.

In addition to these state courts, the Texas Constitution provides for a county court in each county, presided over by the county judge. The county judge also serves as head of the county commissioners court, the governing body of the county. To aid the constitutional county court with its judicial functions, the Legislature has established statutory county courts, generally designated as county courts at law or statutory probate courts, in the more populous counties.

The Texas Constitution also authorizes not less than one nor more than 16 justices of the peace in each county. The justice courts generally have exclusive jurisdiction of civil matters when the amount in controversy does not exceed \$200 and concurrent jurisdiction with the county courts when the amount in controversy exceeds \$200 but does not exceed \$10,000. These courts also have jurisdiction in misdemeanor cases where punishment upon conviction may be by fine only.

By statute, the Legislature has created municipal courts in each incorporated city in the state. These courts have original jurisdiction over violations of municipal ordinances and concurrent jurisdiction with the justice courts over misdemeanor state law violations, limited to the geographical confines of the municipality. Municipal courts also have civil jurisdiction limited to a few specific types of cases.

Trials in the justice courts and most municipal courts are not of record, and appeals therefrom are by new trial (“trial *de novo*”) to the county court, except in certain counties, where the appeal is to a county court at law or to a district court. When an appeal is by trial *de novo*, the case is tried again in the higher court, just as if the original trial had not occurred.



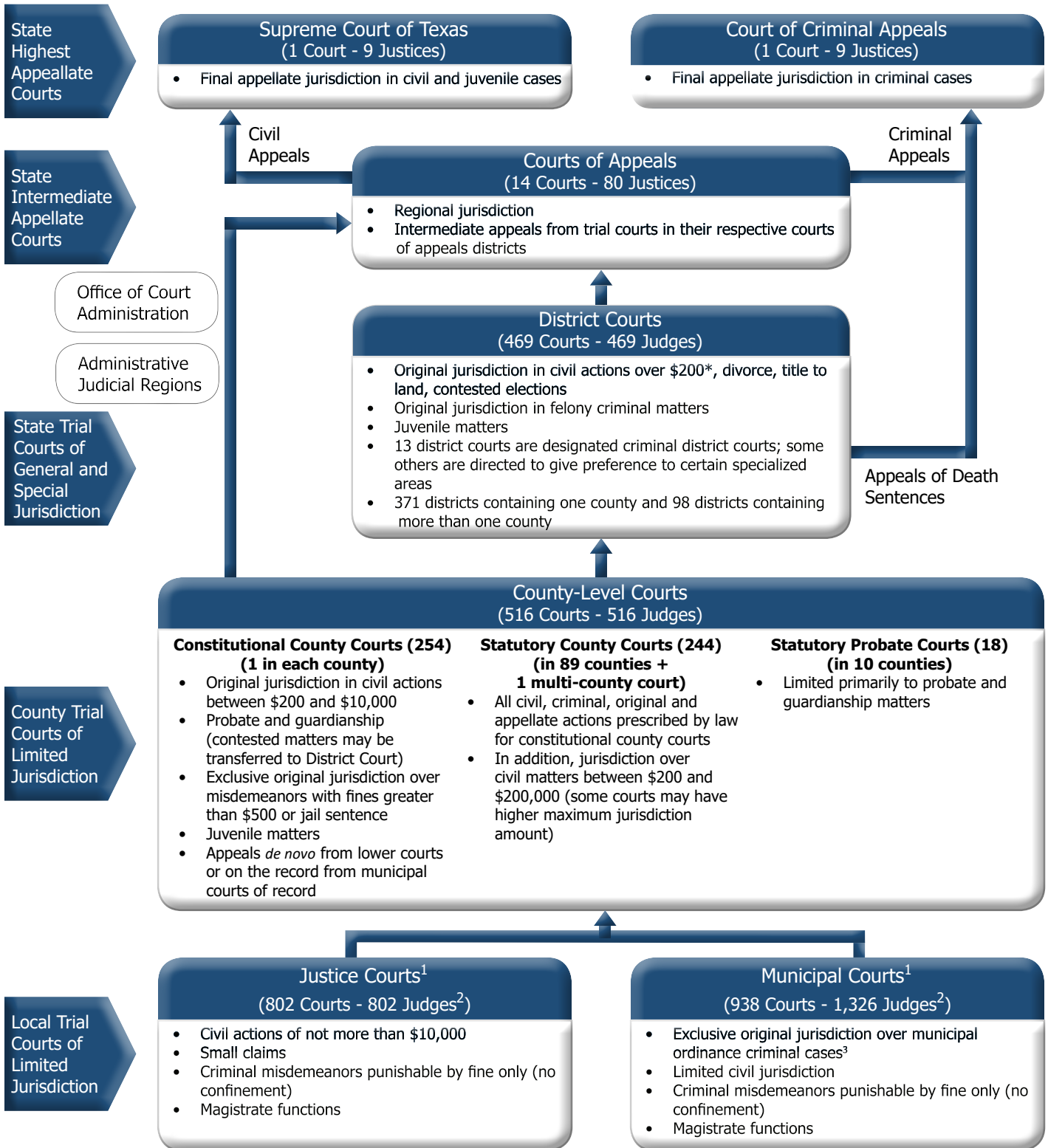
¹ The courts of appeals were given appellate criminal jurisdiction in 1981.



Jurisdiction of the various levels of courts is established by constitutional provision and by statute. Statutory jurisdiction is established by general statutes providing jurisdiction for all courts on a particular level, as well as by the statutes establishing individual courts. Thus, to determine the jurisdiction of a particular court, one must examine the Constitution; the general statutes establishing jurisdiction for that level of court; the specific statute authorizing the establishment of the particular court in question; the statutes creating other courts in the same county (whose jurisdictional provisions may affect the court in question); and the statutes dealing with specific subject matter (such as the Family Code, which requires, for example, that judges who are lawyers hear appeals from cases heard by non-lawyer judges in juvenile cases).



Court Structure of Texas
October 1, 2017



1. All justice courts and most municipal courts are not courts of record. Appeals from these courts are by trial *de novo* in the county-level courts, and in some instances in the district courts.
2. Some municipal courts are courts of record—appeals from the courts are taken on the record to the county-level courts. As of February 2017, 169 courts indicated that they were a court of record; a list is posted at <http://www.txcourts.gov/about-texas-courts>.
3. An offense that arises under a municipal ordinance is punishable by a fine not to exceed: (1) \$2,000 for ordinances that govern fire safety, zoning, and public health, (2) \$4,000 for dumping of refuse, or (3) \$500 for all others.



Judicial Administration

The Texas Supreme Court has constitutional responsibility for the efficient administration of the judicial system and possesses the authority to make rules of administration applicable to the courts.¹ Under the direction of the chief justice, the Office of Court Administration aids the Supreme Court in carrying out its administrative duties by providing administrative support and technical assistance to all courts in the state.

The Supreme Court and the Texas Legislature also receive recommendations on long-range planning and improvements in the administration of justice from the Texas Judicial Council, a 22-member policy-making body composed of two appointees from each level of court, as well as appointees from the Governor and legislative branches of government. The chief justice of the Supreme Court, presiding judge of the Court of Criminal Appeals, chief justices of each of the courts of appeals, and judges of each of the trial courts are generally responsible for the administration of their respective courts. Furthermore, there is a local administrative district judge in each county, as well as a local administrative statutory county court judge in each county that has a statutory county court. In counties with two or more district courts, a local administrative district judge is elected by the district judges in the county for a term not to exceed two years.² Similarly, in counties with two or more statutory county courts, a local administrative statutory county court judge is elected by the statutory county court judges for a term not to exceed two years. The local administrative judge is charged with implementing the local rules of administration, supervising the expeditious movement of court caseloads, and other administrative duties.³

To aid in the administration of justice in the trial courts, the state is divided into nine administrative judicial regions. With the advice and consent of the Senate, the Governor appoints one of the active or retired district judges, or a retired appellate court judge who has district court experience residing in each region, as the presiding judge. The statutory probate court judges also select a presiding judge, who must be an active statutory probate court judge.

The chief justice of the Supreme Court may convene periodic conferences of the chief justices of the courts of appeals, as well as periodic conferences of the nine presiding judges to ensure the efficient administration of justice in the courts of the state.

By statute, the Court has administrative control over judicial branch agencies and issues Administrative Orders to include orders for appointments to judicial boards, commissions, and task forces.



Chief Justice Nathan L. Hecht leads a meeting of the Texas Judicial Council. June 30, 2017

¹ Article V, Section 31 of the Texas Constitution.

² In accordance with Section 74.091 or Section 74.0911, Texas Government Code.

³ The administrative responsibilities of the local administrative judge are detailed in Section 74.092, Texas Government Code.



Funding of the Texas Judicial Branch

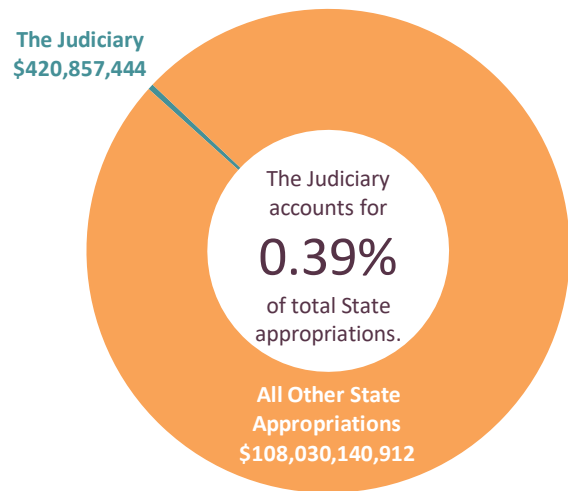
The State provides funding for salaries and operating costs of the Supreme Court, Court of Criminal Appeals and intermediate appellate courts. The State funds a base salary for district judges and salary supplements for certain constitutional and statutory county court judges, as well as salaries, salary supplements, the expenses of retirement and other payroll-related benefits for certain prosecutors. The State also pays for or supplements some other expenses of the judicial branch, including juror pay, basic civil legal services, indigent defense, electronic filing, and special prosecution units.

Most counties supplement the base salary of judges of the intermediate appellate courts and district courts. Counties pay the operating costs of district courts, as well as the base salary of judges, full salaries of other staff, and operating costs for constitutional county courts, county courts at law, and justice courts.

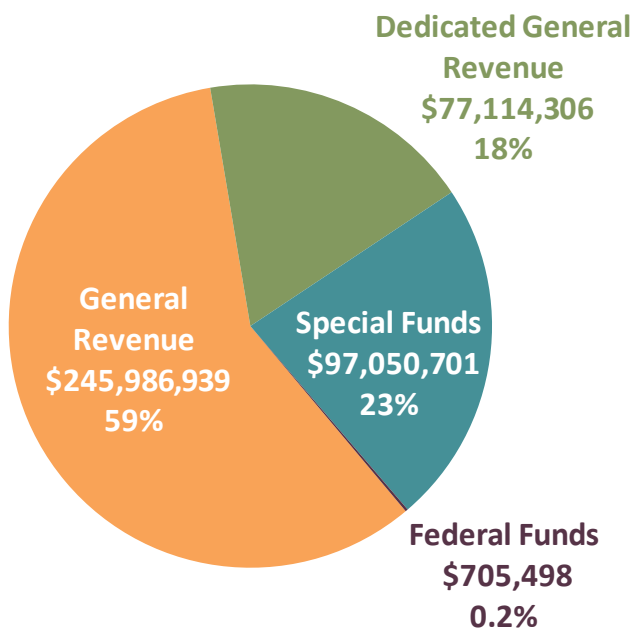
Cities finance all costs related to the operation of municipal courts, including judges' salaries.

In FY 2018, state appropriations for the Texas judicial system accounted for approximately 0.39 percent of all state appropriations. Nearly sixty percent of the financing for the judicial system came from General Revenue sources. Eighteen percent came from dedicated General Revenue funds, such as the Fair Defense Account, the Statewide Electronic Filing System Account and the Judicial and Court Personnel Training Fund, and the remaining amounts came from other special funds, including the Judicial Fund and federal funds.

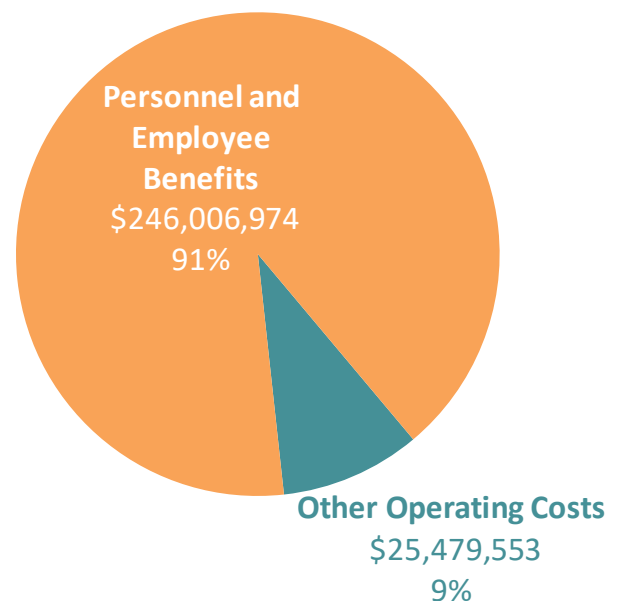
State Appropriations FY 2018



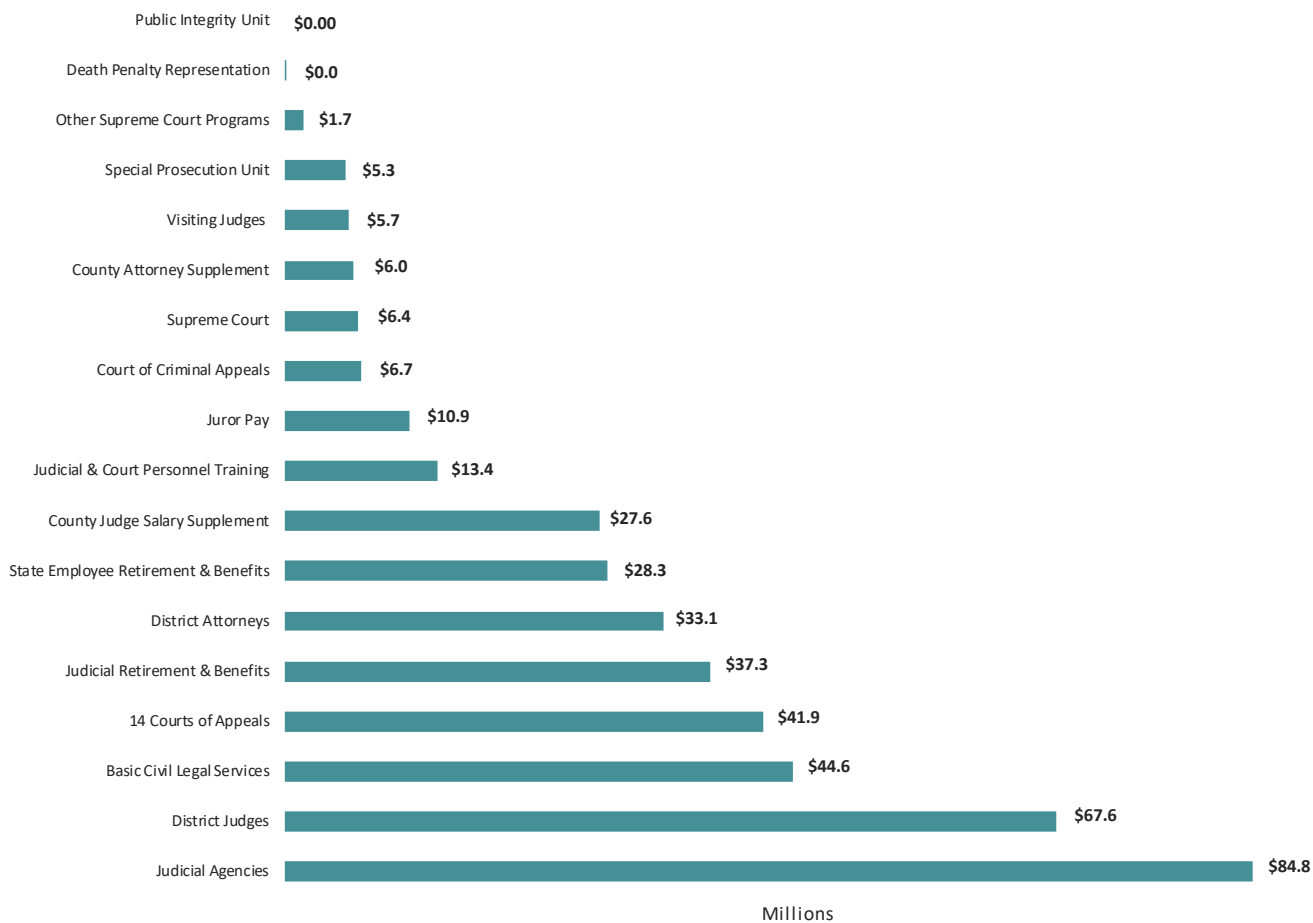
State Judicial Branch Funding Sources FY 2018



Appropriations for Operating Costs for the State Judicial Branch FY 2018




State Judicial Branch Appropriations, FY 2018



Notes:

1. "Visiting Judges" includes salaries and per diem expenses.
2. "Other" includes Social Security and Benefit Replacement Pay.
3. "Judicial Agencies" include the Office of Court Administration, Texas Judicial Council, Office of the State Prosecuting Attorney, Office of Capital and Forensic Writs, State Law Library, and State Commission on Judicial Conduct. Appropriations for Judicial Agencies include approximately \$13.2 million in interagency contracts.
4. "District Judges" includes salaries, travel, and local administrative judge salary supplement.



Statewide Trends

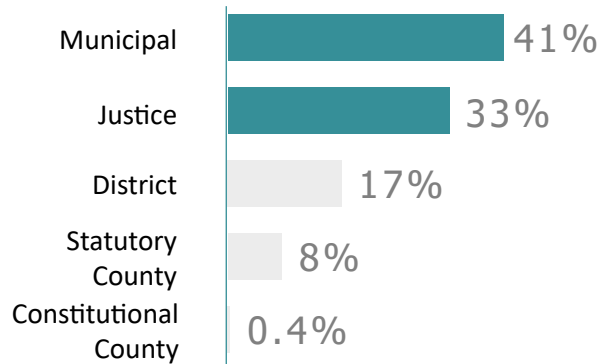
Civil Cases 2
Spotlight on Access to Justice 3
Family Cases..... 9
Criminal Cases..... 13
Spotlight on Mental Health & Mental Disability 14
Fine Only Criminal Cases..... 20
Juvenile Cases 22
Probate and Guardianship Cases 28
Spotlight on Guardianship Compliance Project 30
Applications for Involuntary Mental Health Services..... 31
Assigned Judges 32



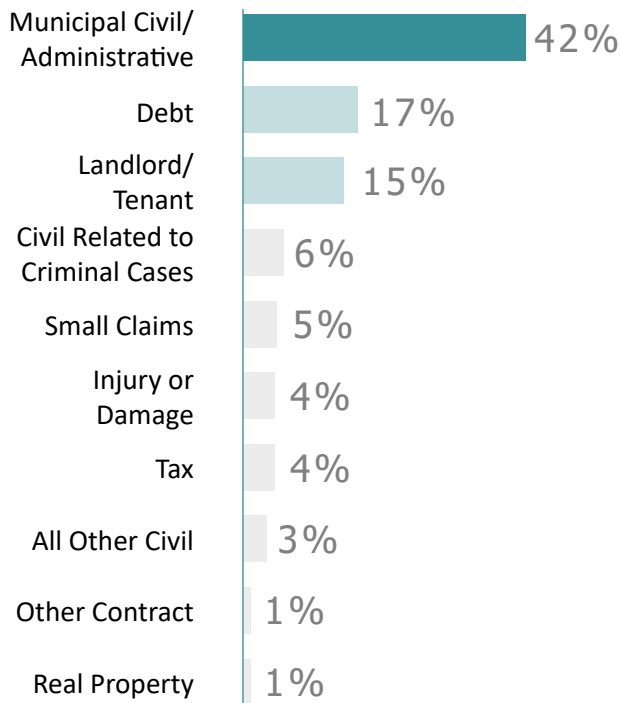
Statewide Trends

Civil Cases

Approximately three-quarters of the more than 1,415,000 new civil cases in 2017 were filed in the **municipal** courts and **justice** courts.



Civil/administrative cases filed in the municipal courts accounted for more than 40 percent of civil cases filed statewide in 2017. **Debt** and **landlord/tenant** cases were the next largest categories of cases filed.



SPOTLIGHT on

Access to Justice

Civil case filings in FY 2017 continued to rise across district, county, and justice courts, up 12% from FY 2016. Most civil filings occurred in municipal courts (41%) and justice courts (33%). Thirty percent of civil filings in justice and municipal courts result in a default



judgment, which is entered when a defendant fails to answer a plaintiff's complaint timely. This number suggests access to justice issues may lurk under the surface in many of these cases, as self-representation and default judgment regularly go hand-in-hand. As civil filings rise, how can courts improve access to justice? Courts across the United States and the Texas Judicial Council are beginning to explore online dispute resolution (ODR) as a possible solution.

The National Center for State Courts characterizes ODR, which originated in e-commerce, as a "digital space" that uses artificial intelligence to help parties navigate a dispute. ODR technology is user-friendly and provides a faster and less expensive path toward case resolution. Justice of the Peace Bill Gravell (Williamson County, Precinct Three), Justice of the Peace Roxanne Nelson (Burnet County, Precinct 1), and Justice of the Peace Randall Slagle (Travis County, Precinct Two) are three of Texas' justice courts exploring ODR for opportunities to expand services while simultaneously improving customer experience and satisfaction.

Percentage of Cases Disposed by Default Judgment

33%

Debt Claim

31%

Landlord/Tenant

13%

Small Claims/Other

30%

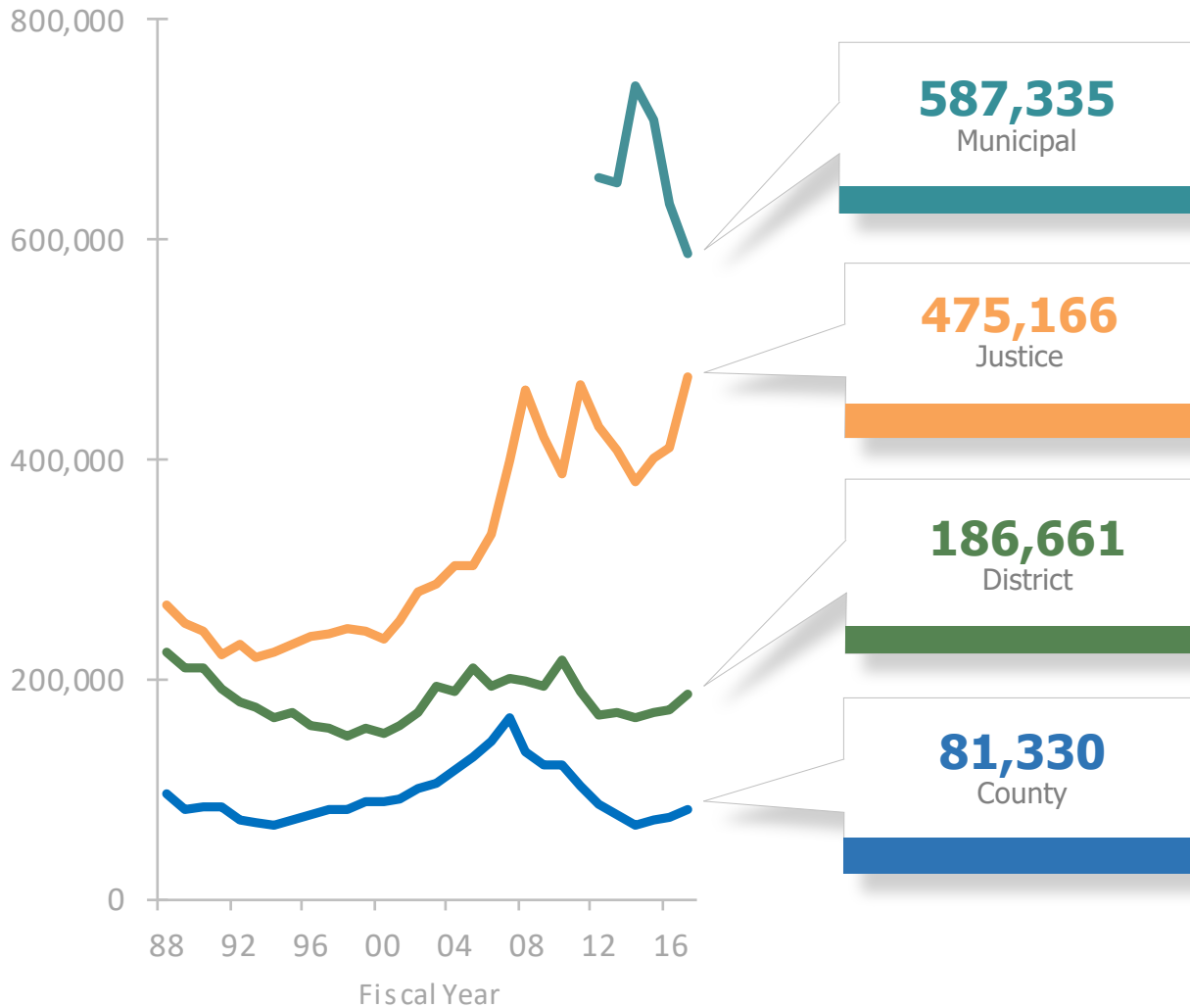
Municipal



Statewide Trends

Civil Cases

The number of new civil cases filed in the **district courts** and **county courts** increased by 8 percent each in 2017, while the number of cases filed in **justice courts** rose 15 percent. The number of civil/administrative cases filed in **municipal courts** declined 7 percent during the same period.

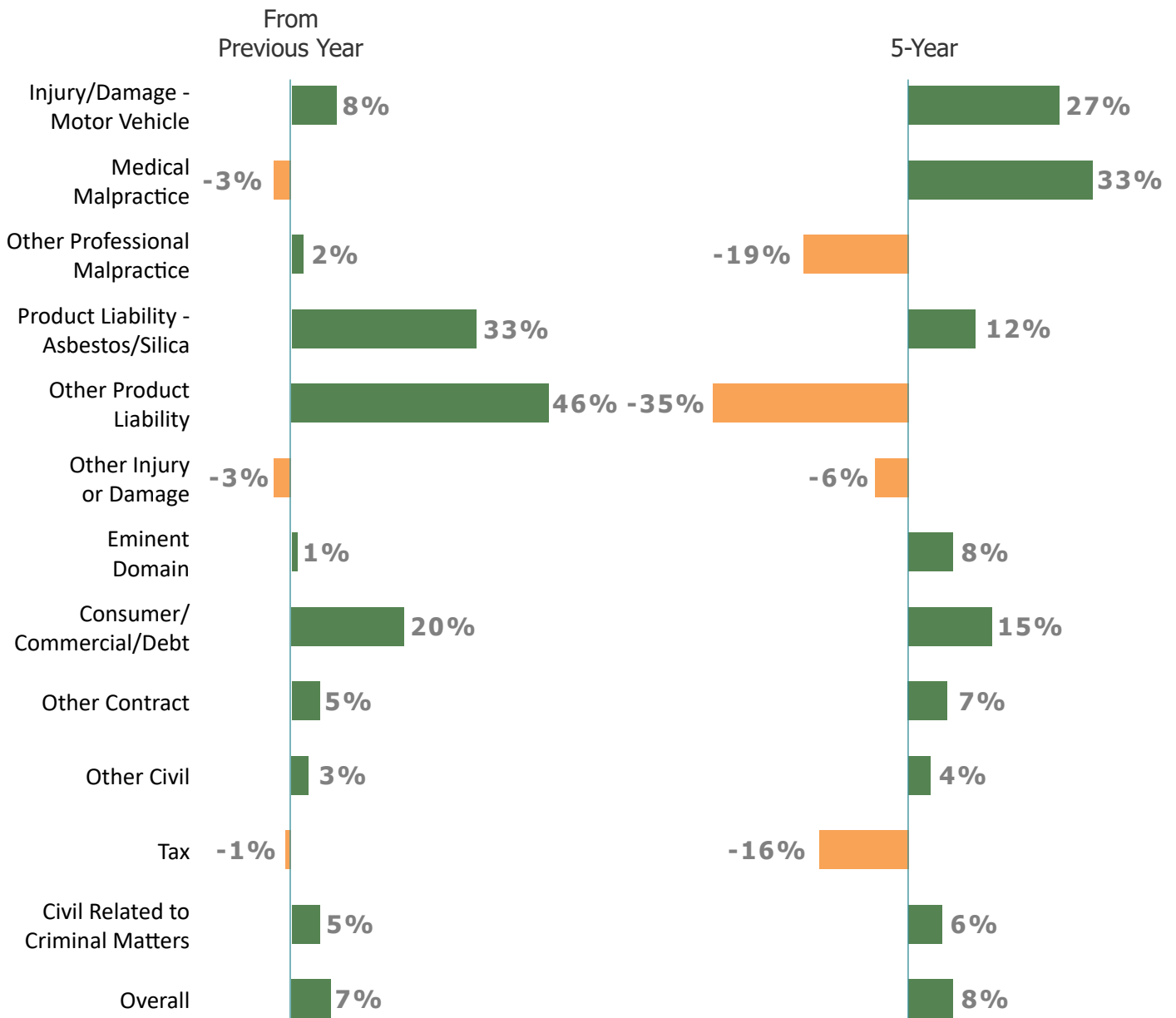


Statewide Trends

Civil Cases

The number of new cases filed in district and county-level courts increased from the previous year in most categories. In terms of the volume of cases, the largest increases in district and county courts occurred in **debt** cases, which account for 22 percent of the caseload, and **injury or damage cases involving a motor vehicle**, which account for 13 percent. Although the number of cases was relatively small, notable increases were also seen in **product liability** cases.

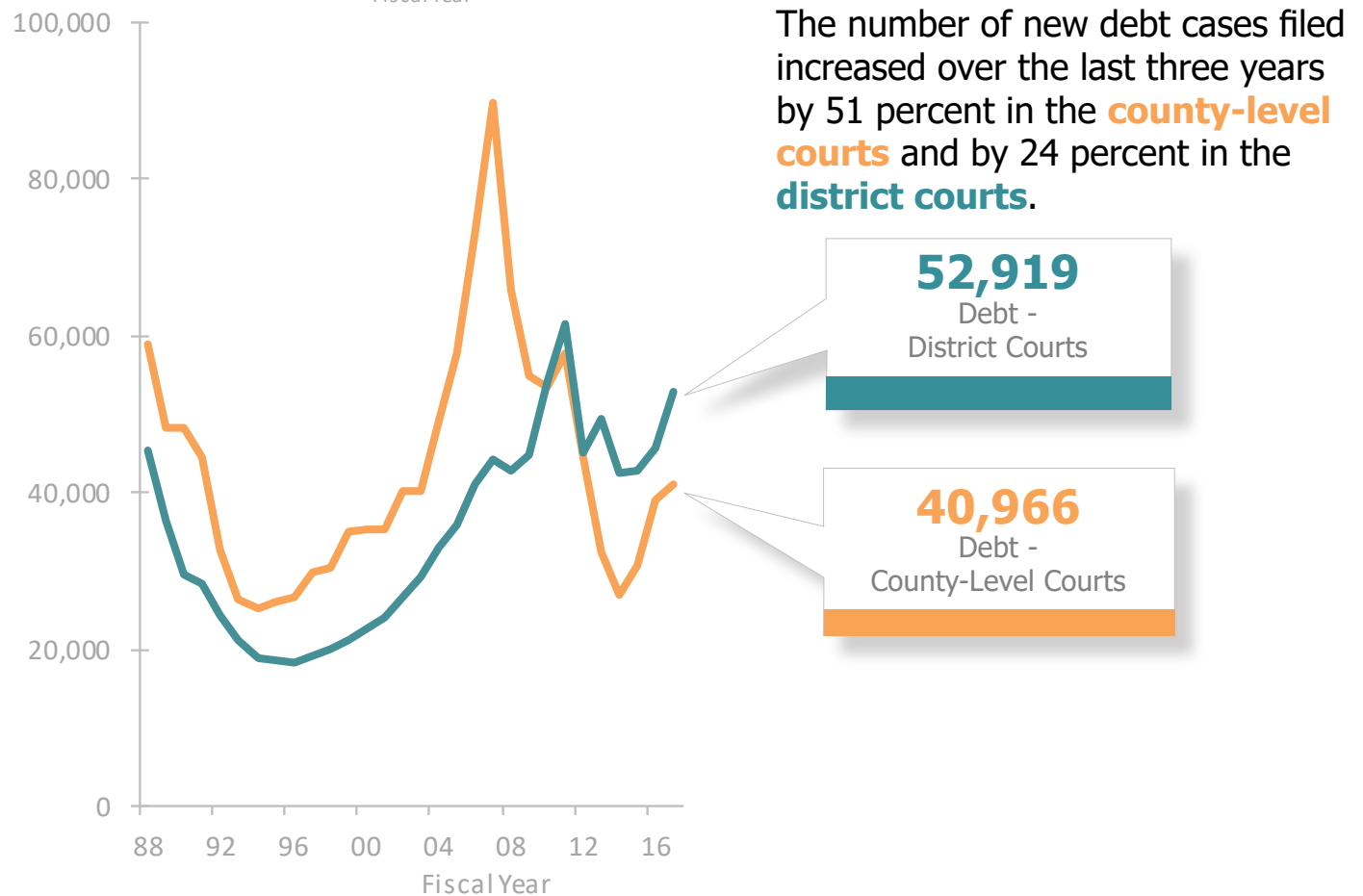
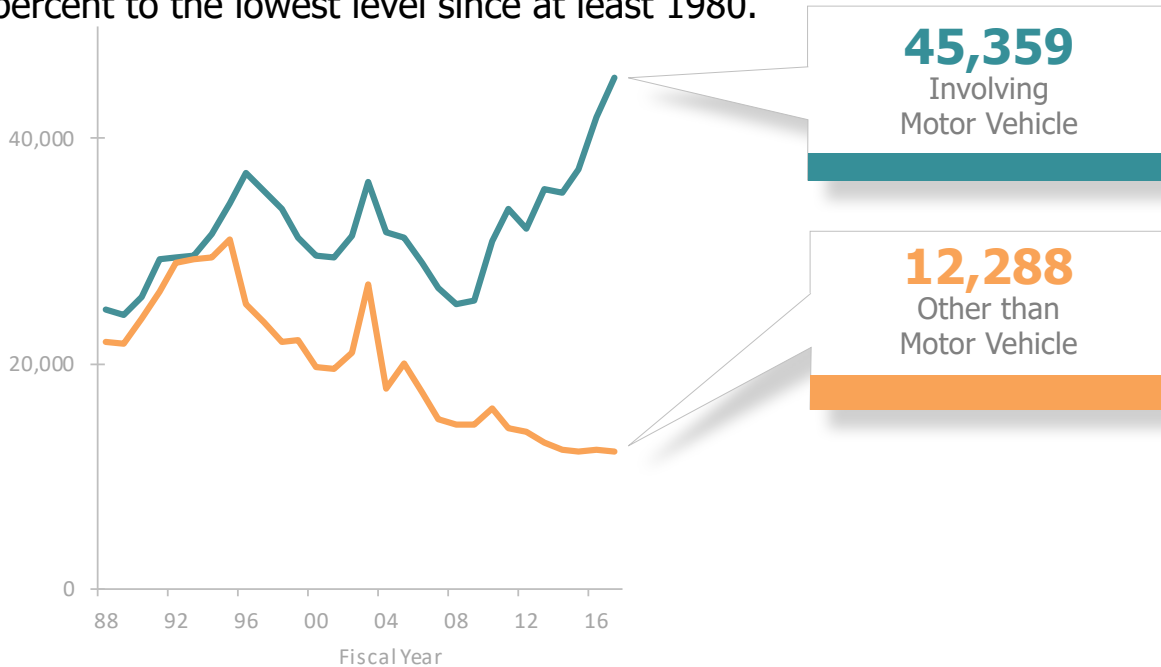
Change in Filings



Statewide Trends

Civil Cases

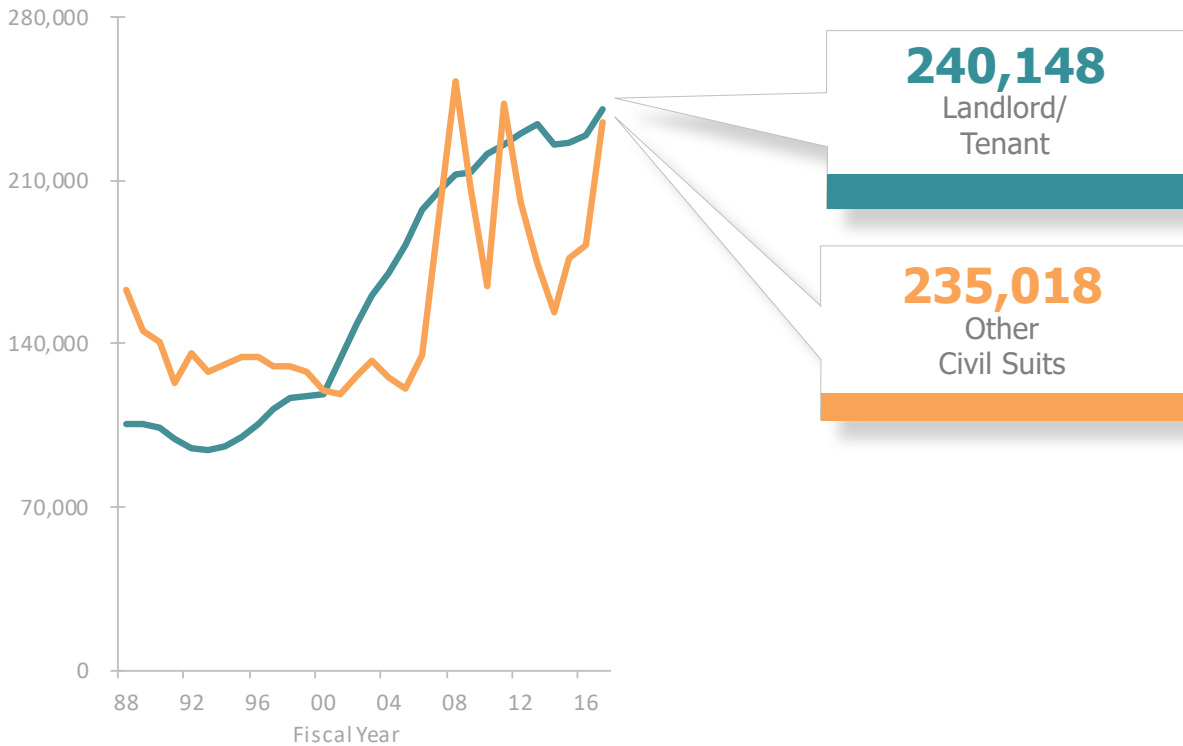
The number of new **injury or damage** cases filed **involving a motor vehicle** increased 8 percent from the previous year, reaching another all-time high. The number of **injury or damage** cases **not involving a motor vehicle** decreased by 1 percent to the lowest level since at least 1980.



Statewide Trends

Civil Cases

The number of new **landlord/tenant cases filed** in justice courts increased by 5 percent over the previous year, while **other civil suits (debt claims and small claims) filed** in justice courts increased by nearly 30 percent due to a significant spike in debt cases.



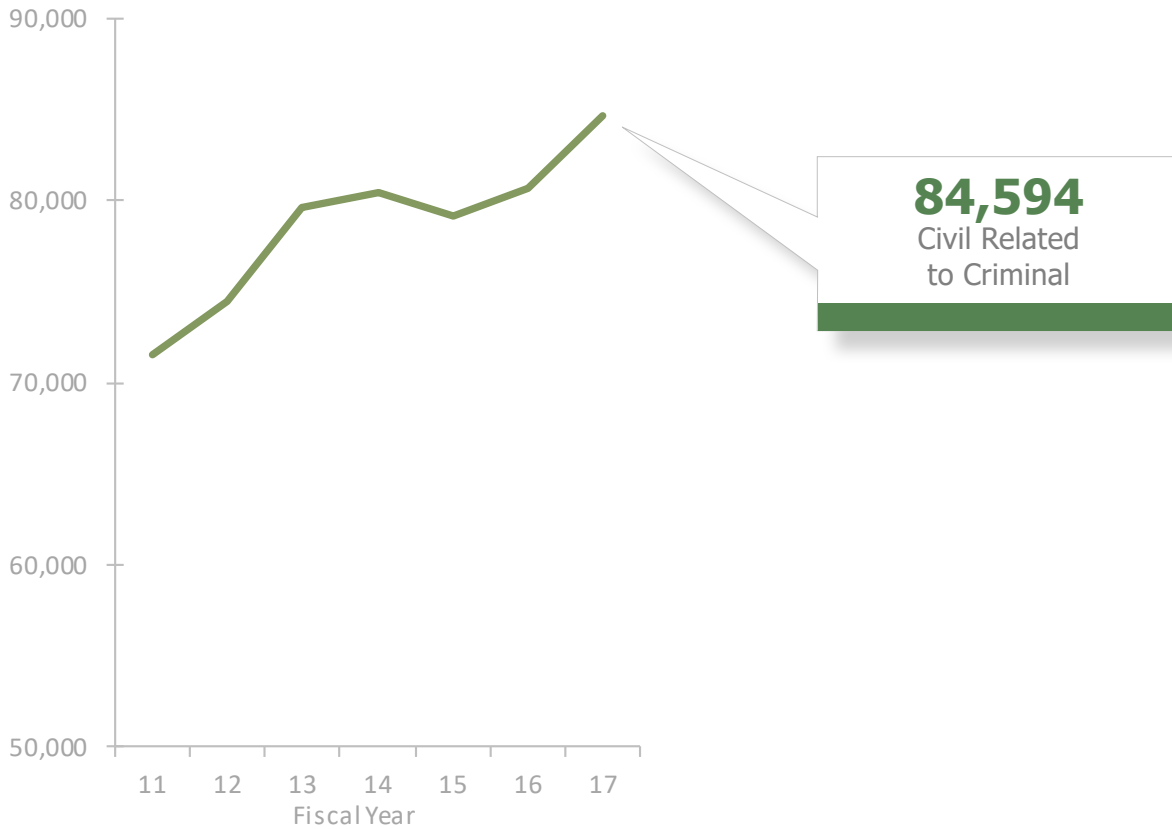
Nearly 85 percent of counties reported an increase in debt cases. Debt cases increased in all but one of the 50 largest counties, with increases ranging from 19 to 100 percent.



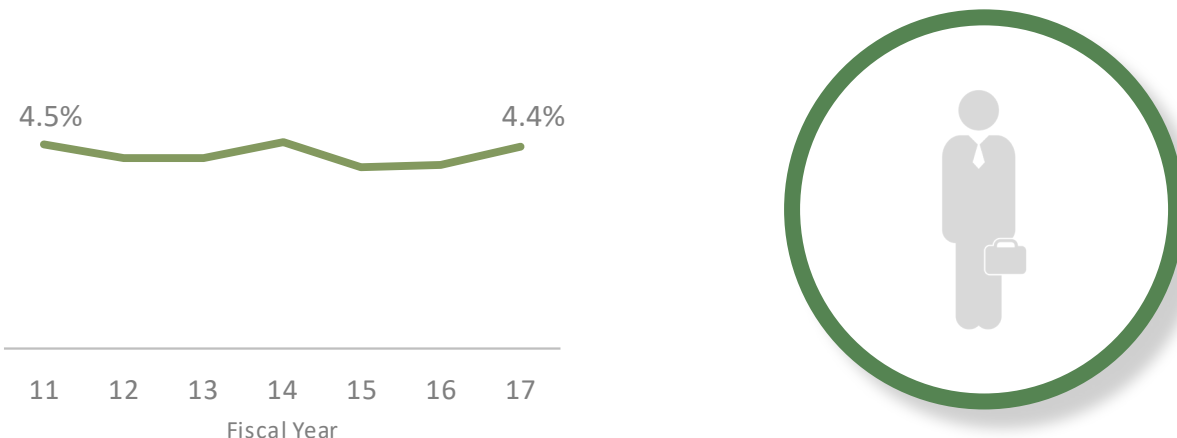
Statewide Trends

Civil Cases

In the district and county courts, the number of new **civil cases related to criminal matters** (i.e., bond forfeiture, occupational license, nondisclosure and other matters) increased 5 percent from the number filed in 2016.



The plaintiff or petitioner was **self-represented** at the time of filing in 4 percent of civil cases filed in district courts and county courts.



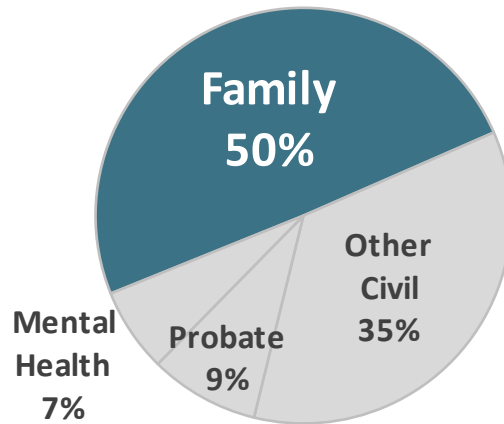
Data on the number of self-represented defendants is unavailable.



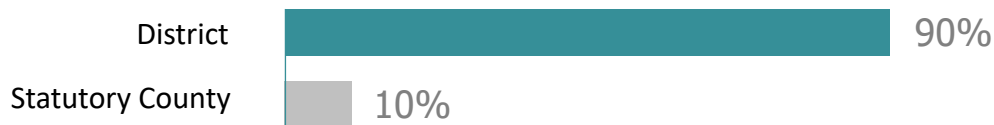
Statewide Trends

Family Cases

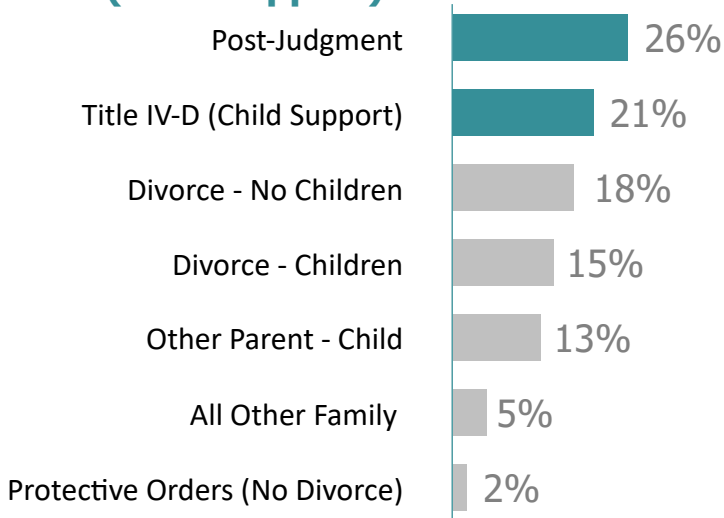
Family cases comprised one-half of the total civil caseload in 2017.



Most family cases were handled in the **district** courts.



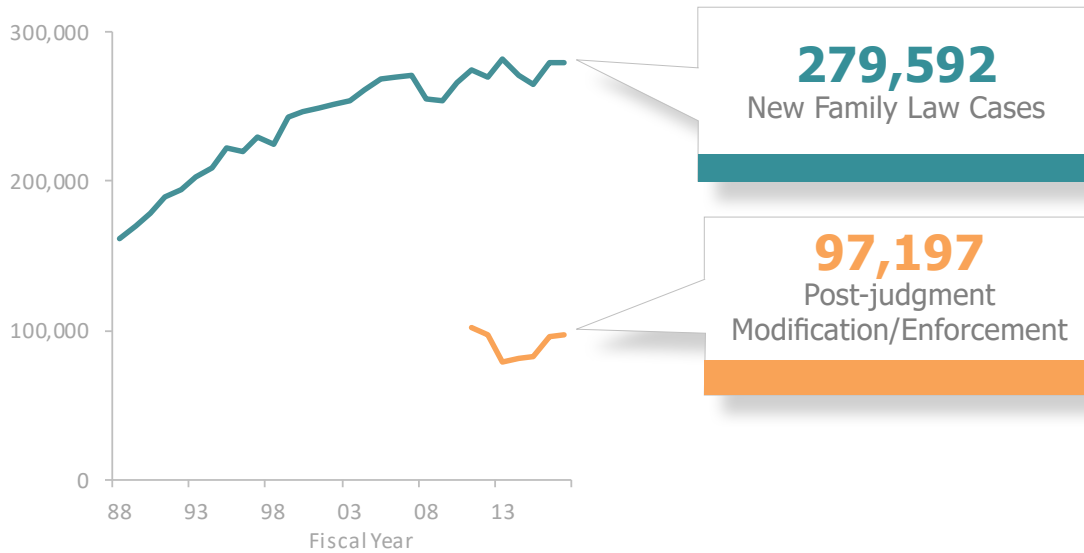
More than one-quarter of the 376,192 new family cases filed were **post-judgment suits for modification or enforcement**, and another 21 percent involved **Title IV-D (child support)** cases.



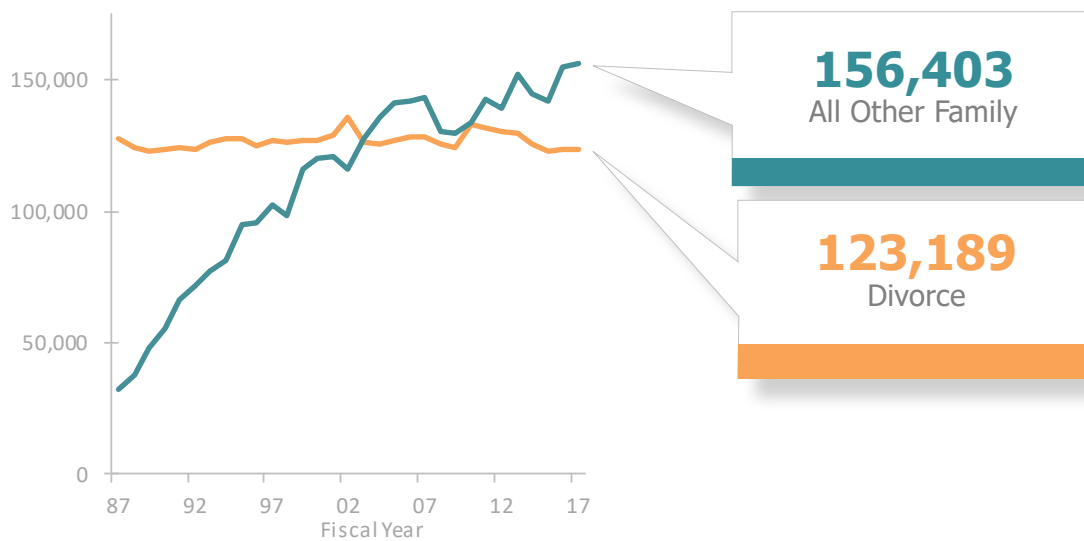
Statewide Trends

Family Cases

The number of **new family** cases filed remained nearly constant from the previous year. **Post-judgment** cases increased slightly by 1 percent during the same period.



The number of new **divorce** cases filed decreased slightly by 0.5 percent from the previous year. **All other family** cases (not including new post-judgment suits) increased by 1 percent.

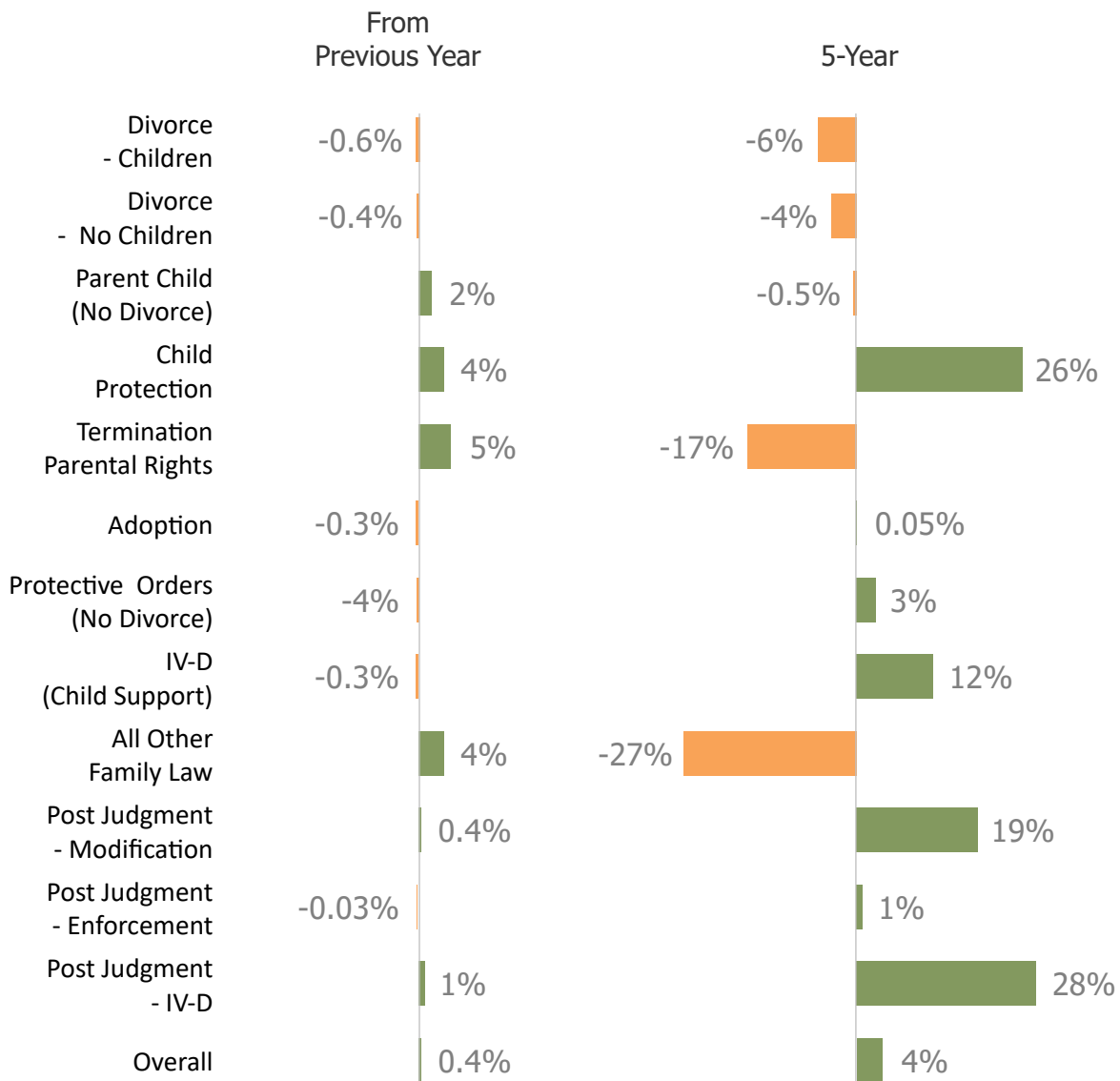


Statewide Trends

Family Cases

Change in Filings

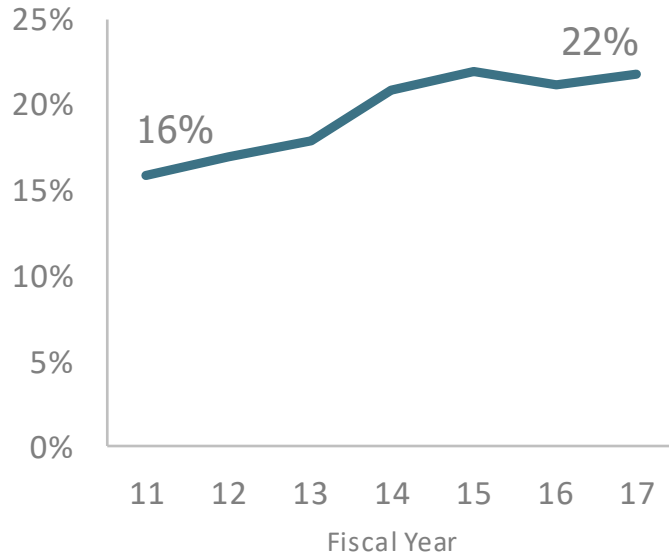
Filings increased in half of the case categories. The greatest percentage increases in the last five years occurred in **child protection** cases, **child support** cases, and **post judgment modification** cases.



Statewide Trends

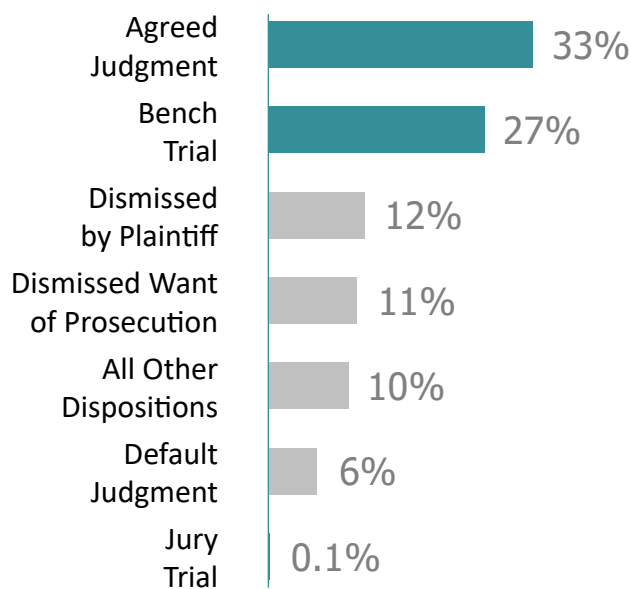
Family Cases

In nearly one quarter of family cases, the plaintiff or petitioner was **self-represented** at the time of filing.



Data on the number of self-represented defendants is unavailable.

One-third of family cases were disposed of by **agreed judgment** in 2017. While 27 percent of cases were disposed of by a **bench trial**, only 0.1 percent of cases were decided by **jury trial**.



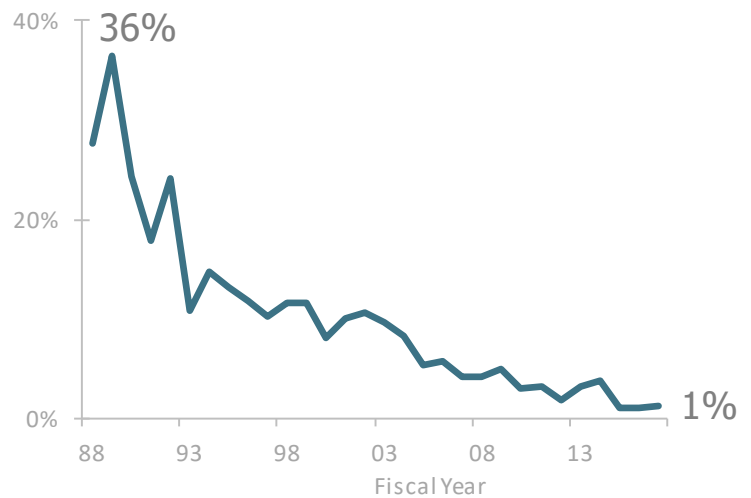
Statewide Trends

Criminal Cases

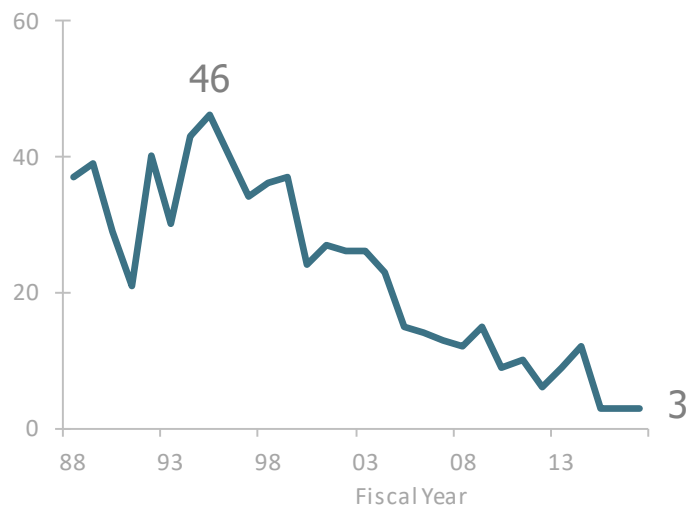
The number of new **capital murder** cases filed increased over the last 3 years. The number of cases filed in 2017 was the highest rate since 2010.



The percentage of **capital murder convictions resulting in the death penalty** dropped from a high of 36 percent in 1989 (39 cases) to an all-time low of 1 percent (3 cases) in 2015 through 2017.



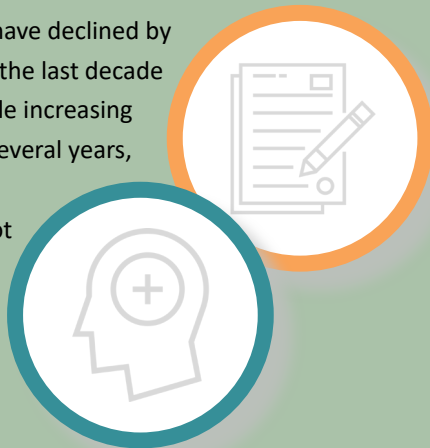
The number of **death sentences** declined from a high of 46 in 1995 to an all-time low of 3 in each of the last 3 years.



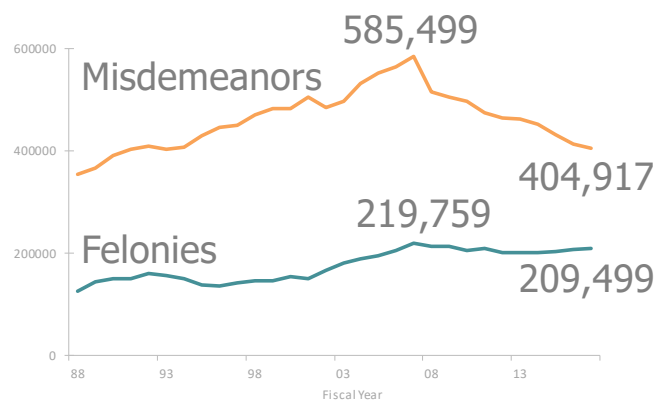
SPOTLIGHT on

Mental Health & Mental Disability

Misdemeanor filings have declined by nearly one-third over the last decade and felony filings, while increasing slightly over the last several years, are 5% lower than at their peak in 2007. Not visible in these trends are the number of defendants with mental illness or mental disability who come into contact with the criminal justice system. To improve the administration of justice for these defendants, the 85th Legislature passed SB 1326, by Senator Judith Zaffirini. The legislation was developed following recommendations from the Texas Judicial Council. The legislation revises the process of identifying and assessing defendants with mental illness. The Legislature also added a reporting requirement for magistrate-ordered mental health assessments, which should provide better information on the prevalence of mental health in defendants in future years.



The number of new **misdemeanor** cases filed has fallen 31 percent from a high in 2007 to its lowest rate since 1993. The number of new **felony** cases filed was 5 percent lower in 2017 than the peak rate in 2007, but it has increased slightly each of the last four years.



Several local governments are using innovative programs to serve defendants with mental illness entering the criminal justice system. In 2015, the Bexar County District Court Judges authorized the Bexar County Public Defender’s Office (PDO) to begin providing limited-scope representation at magistration to qualifying indigent defendants with mental illness detained at the Bexar County Central Magistration Facility (CMAG). By intervening at magistration, the program aims to release certain defendants on a “mental health services bond” — a personal recognizance bond conditioned upon mental services treatment. In doing so, the county hopes to improve both legal and mental health outcomes for these defendants and to alleviate some of the challenges posed by detaining them.

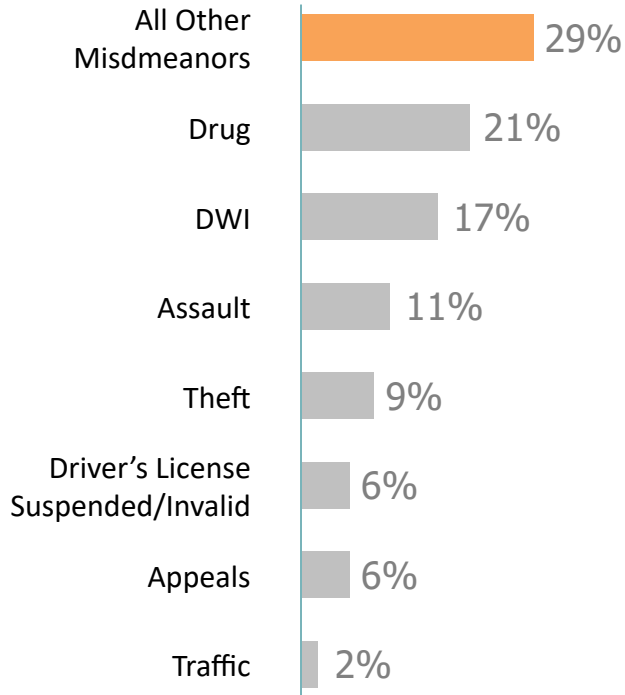
According to FY16 PDO data, attorneys presented 262 mental health services bond cases to the magistrate judge during the program’s first year of operation and secured a mental health bond in approximately 75% of these cases. By comparison, only 57% of mental health services bond cases referred to the magistrate judge by CMAG Pre-Trial employees, which did not include release advocacy, were granted. The PDO’s data suggest that defendants participating in the program more consistently engaged with treatment services and met the requirements of the bond throughout their criminal case. Bexar County’s innovative program has the potential to improve the justice system experience by defendants with mental illness.



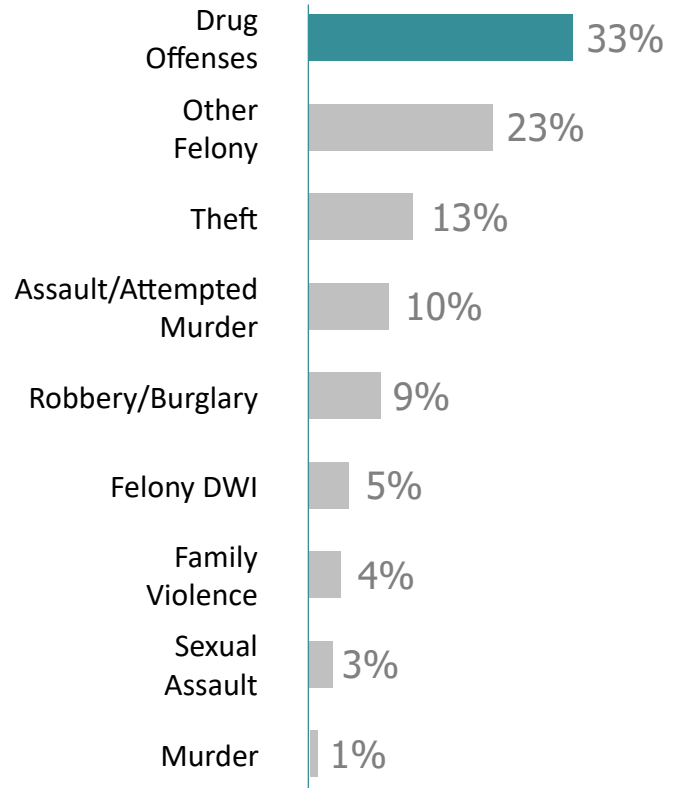
Statewide Trends

Criminal Cases

All Other Misdemeanors accounted for 29 percent of the new misdemeanor cases filed in 2017.



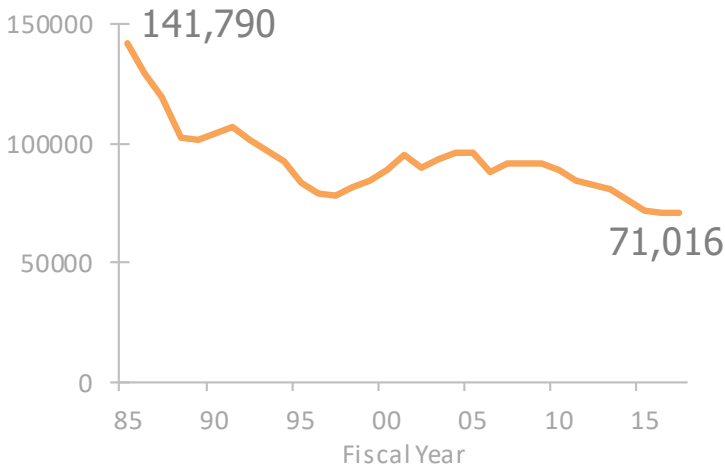
Drug cases accounted for one-third of new felony cases filed in 2017.



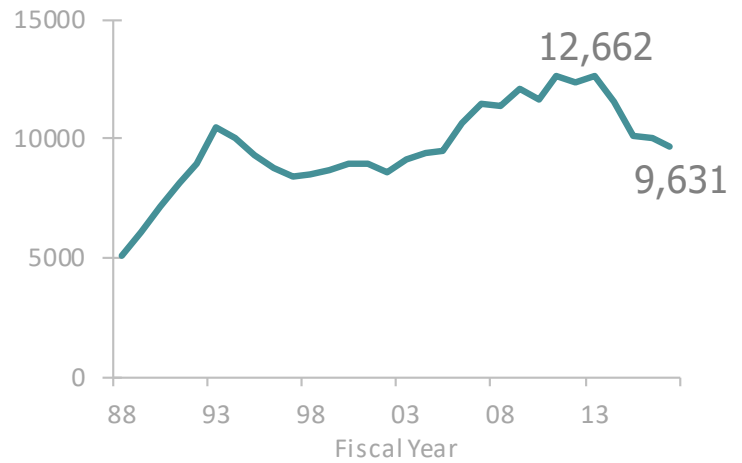
Statewide Trends

Criminal Cases

The number of new **misdemeanor DWI** cases filed declined by 1 percent from the previous year and was its lowest point in at least 30 years.



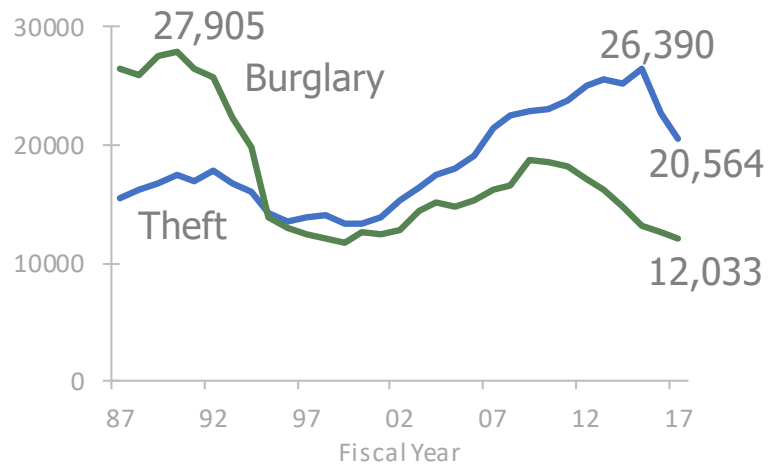
The number of new **felony DWI** cases filed also declined by 4 percent from the previous year but was 24 percent lower than the peak rate in 2013.



The number of new **misdemeanor theft** cases filed fell 28 percent from the previous year and was the lowest number filed in at least 30 years.



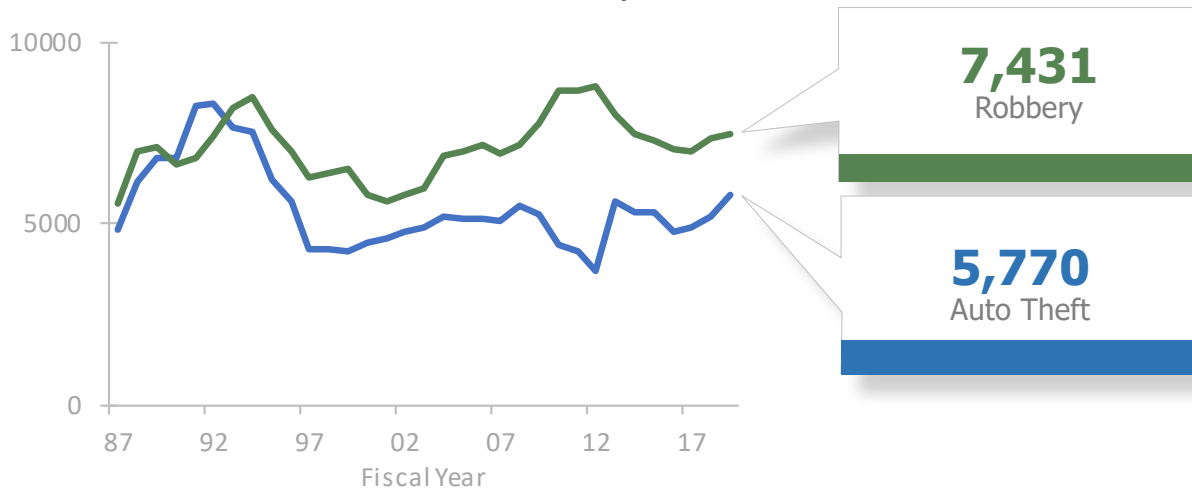
The number of new **felony theft** cases filed dropped 10 percent from the previous year, and **burglary** cases declined by 5 percent.



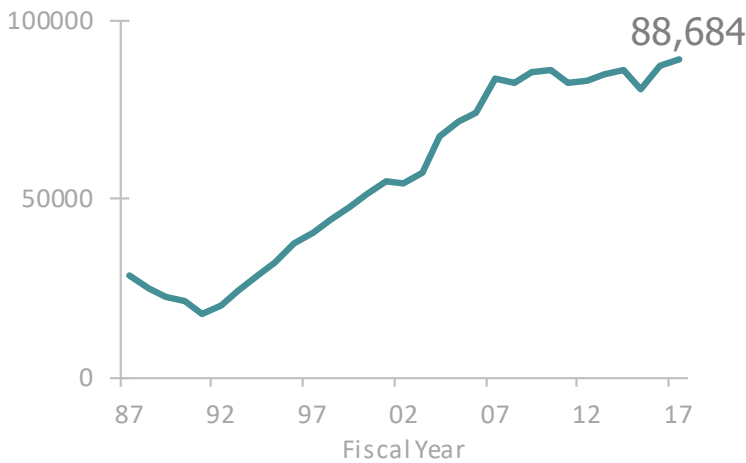
Statewide Trends

Criminal Cases

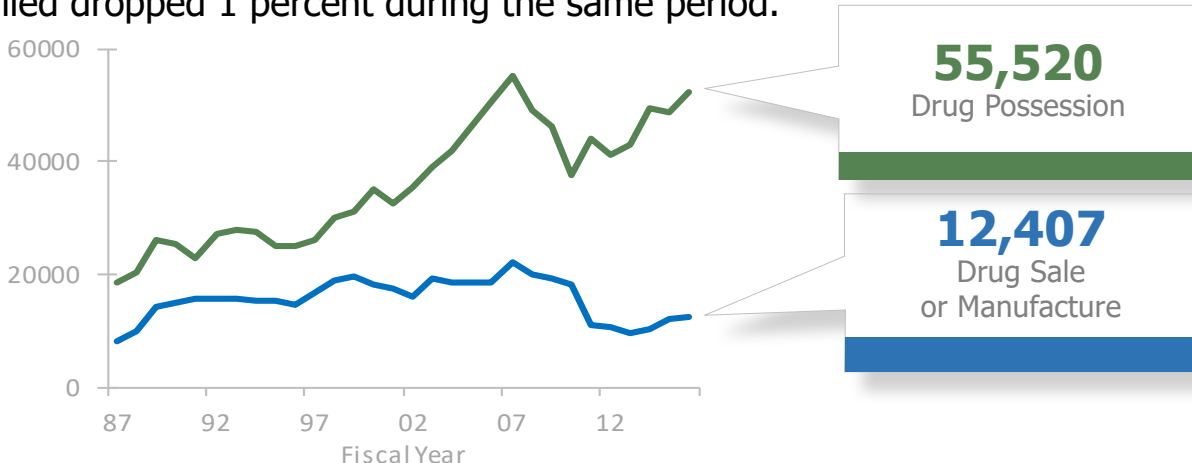
The number of new **robbery** cases increased for the second year in a row, and **auto theft** cases filed increased for a third year.



The number of new **misdemeanor drug** cases filed increased 1 percent from the previous year, reaching a new peak in filings in this category.



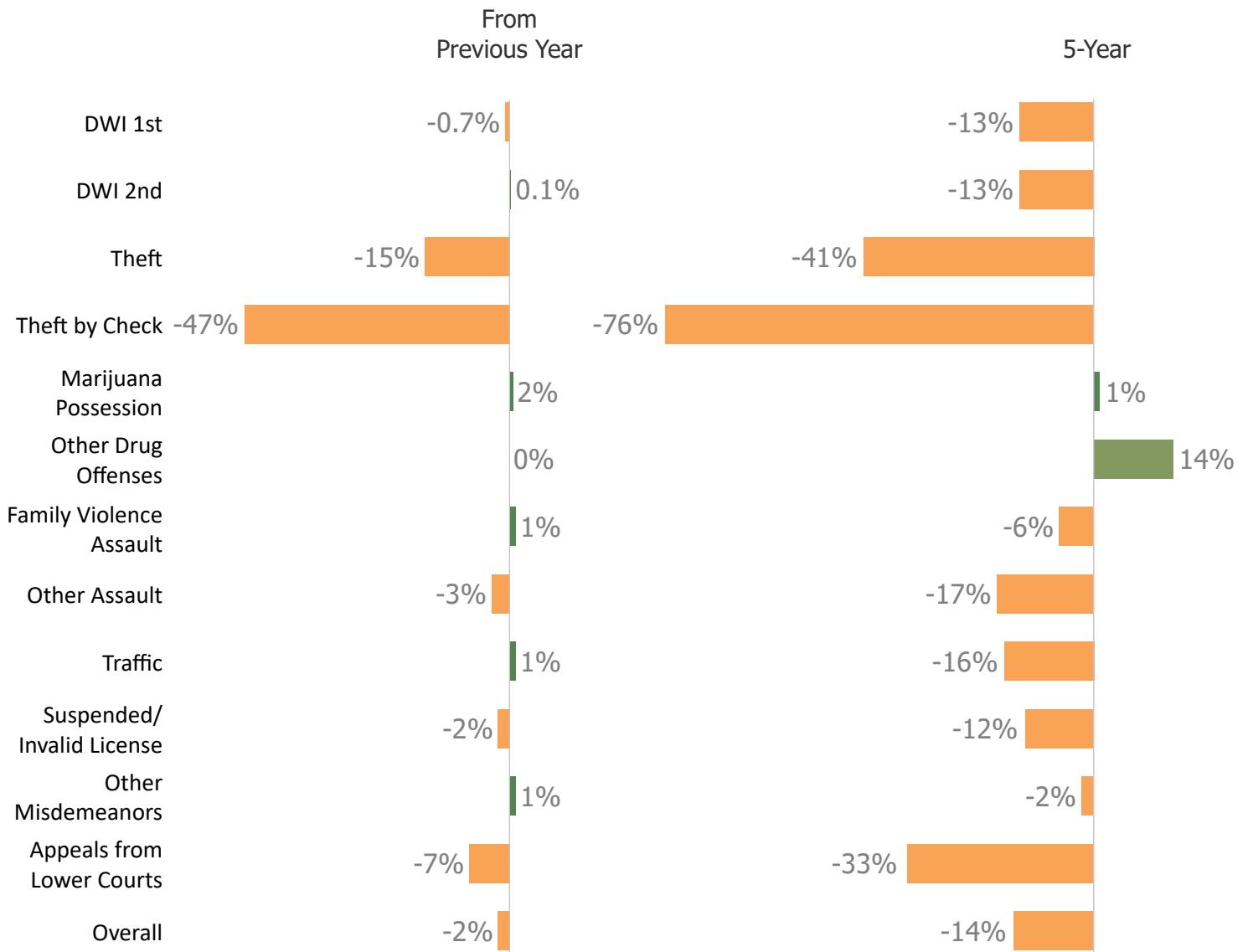
The number of new **felony drug possession** cases filed increased 5 percent from the previous year to a new peak, while the new **drug sale or manufacture** cases filed dropped 1 percent during the same period.



Statewide Trends

Criminal Cases

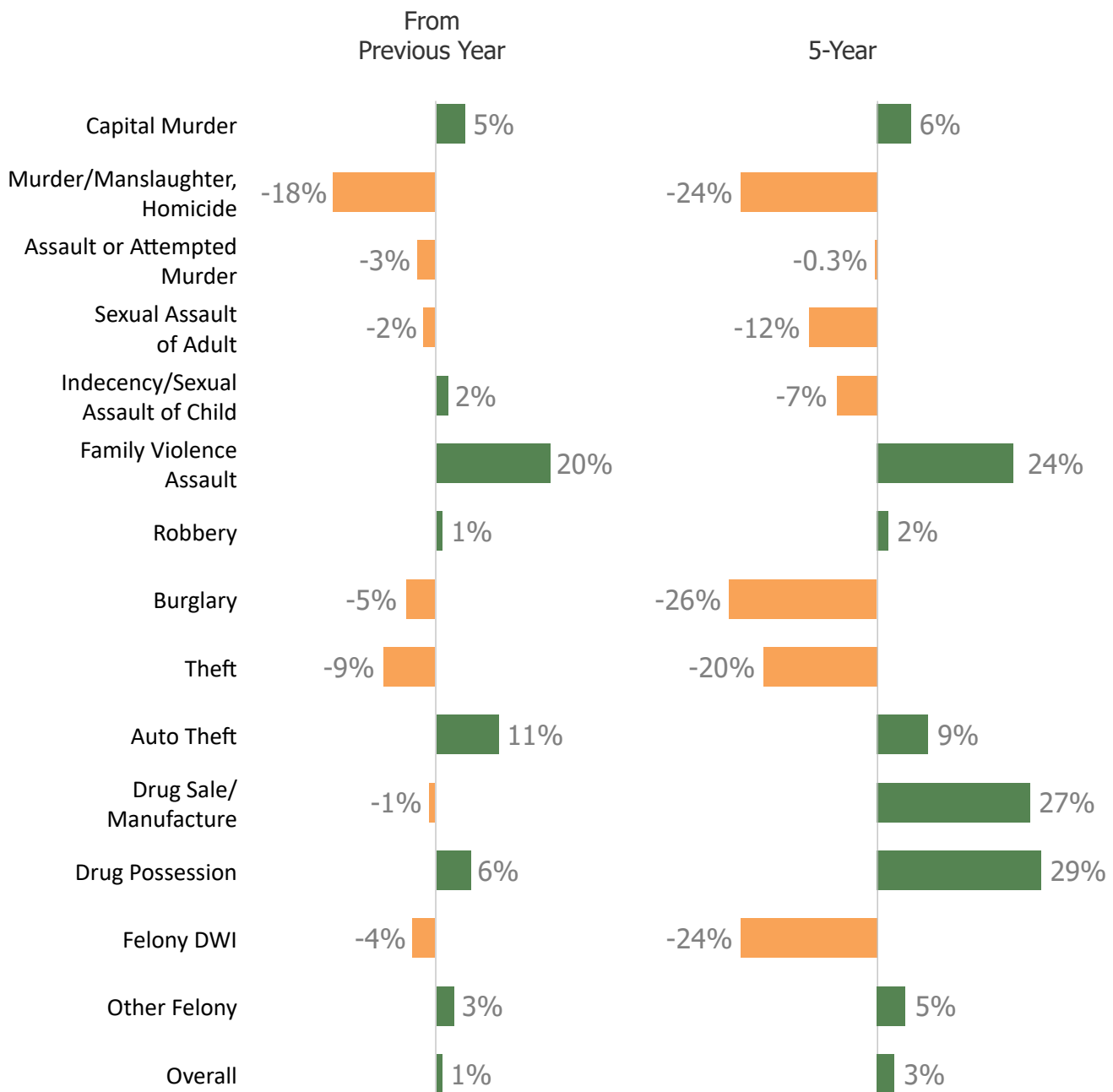
Change in New Misdemeanor Cases Filed



Statewide Trends

Criminal Cases

Change in New Felony Cases Filed

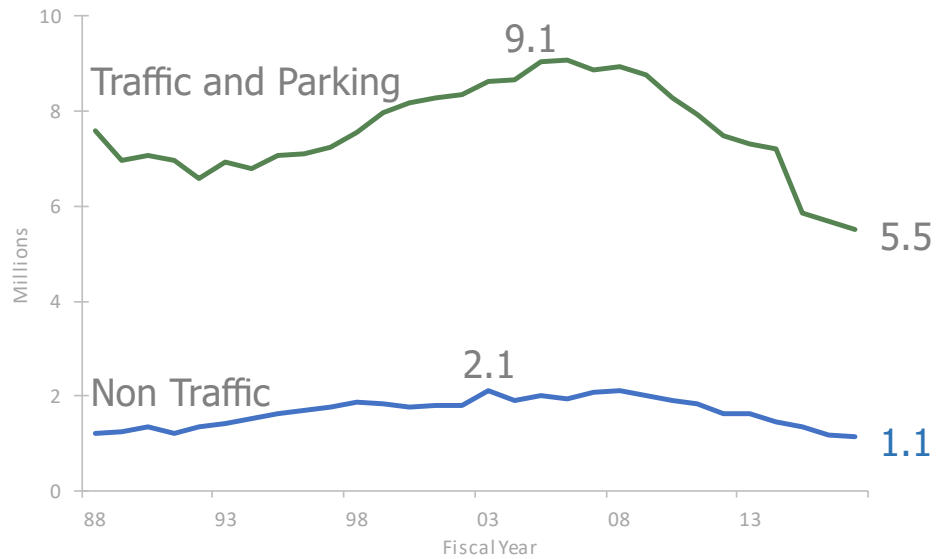


Statewide Trends

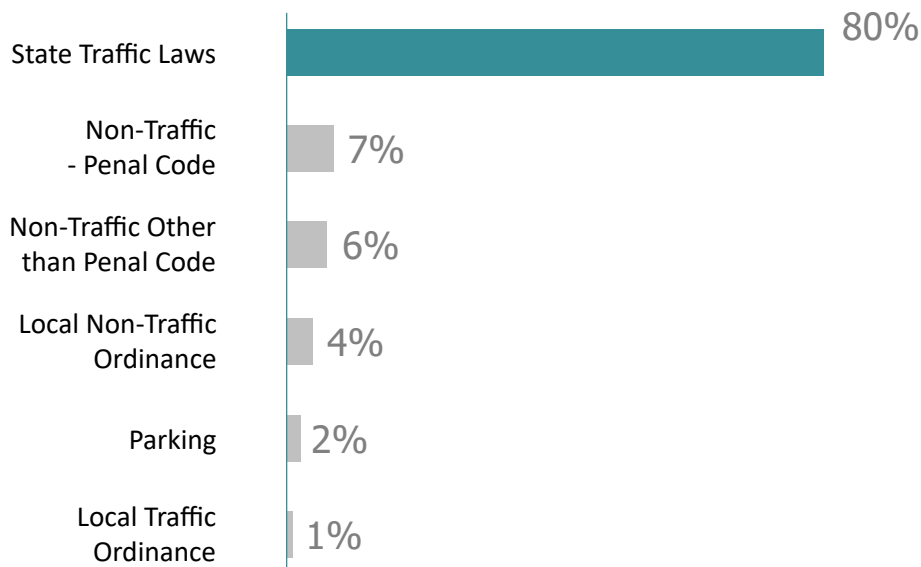
Fine Only Criminal Cases

Fine Only Misdemeanors

The number of new Class C misdemeanor **traffic and parking** cases filed fell 39 percent from its peak in 2006 and was its lowest in more than 30 years. The number of new **non traffic** Class C misdemeanor cases filed was 47 percent lower than its peak in 2008 and was the lowest since 1991.



The vast majority of the 6,649,919 criminal cases filed in 2017 involved violations of **state traffic** laws.

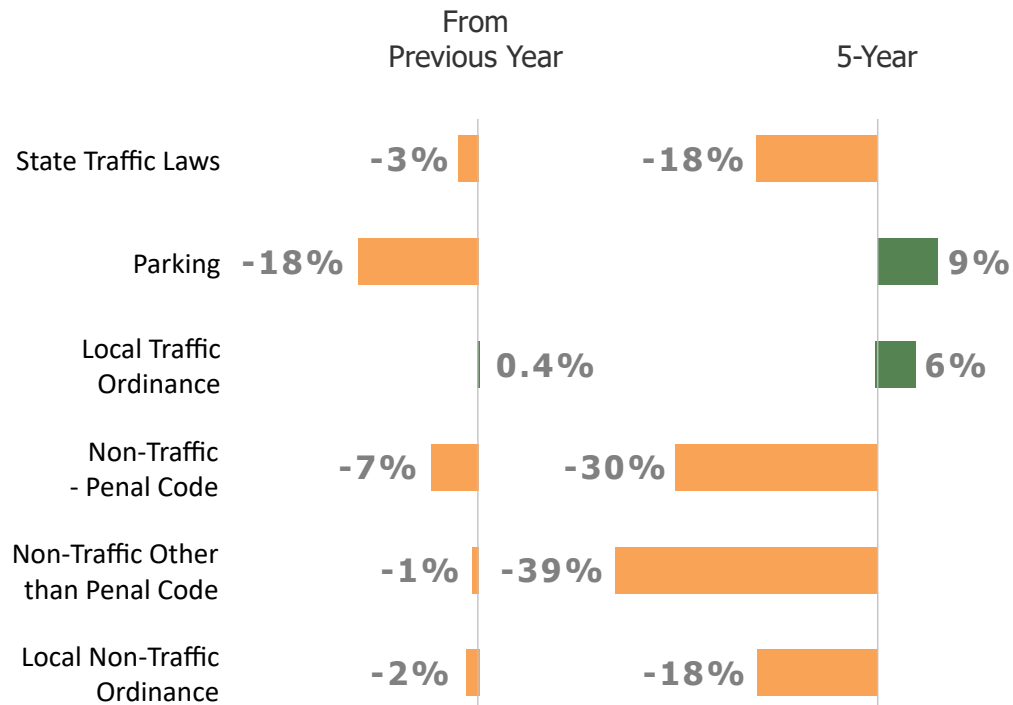


Statewide Trends

Fine Only Criminal Cases

Change in Filings

In 2017, the number of new Class C misdemeanor cases continued to decline in every category except **local traffic ordinance** violations.



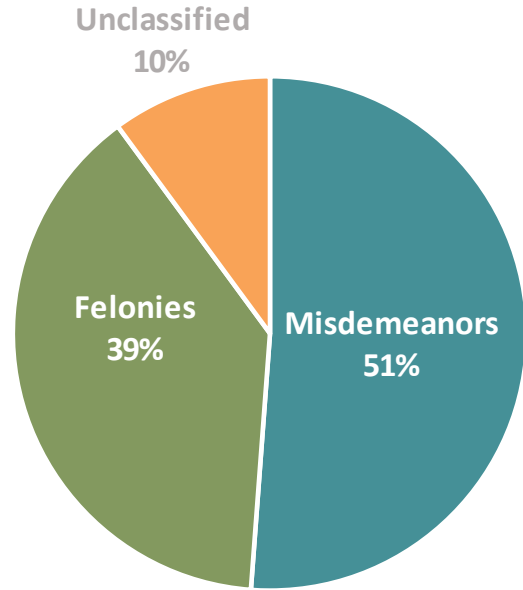
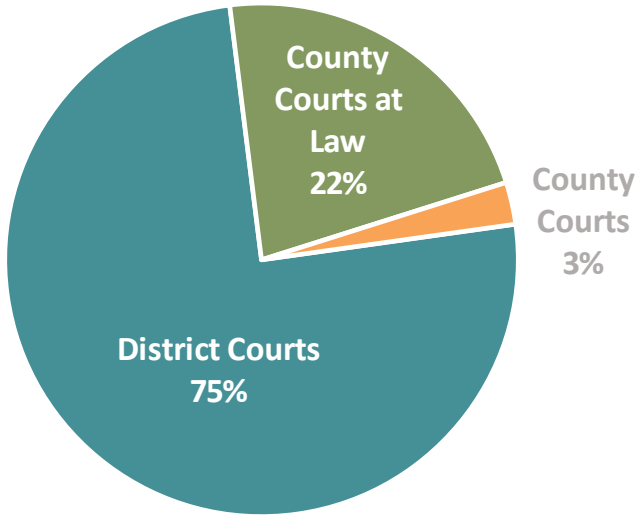
Statewide Trends

Juvenile Cases

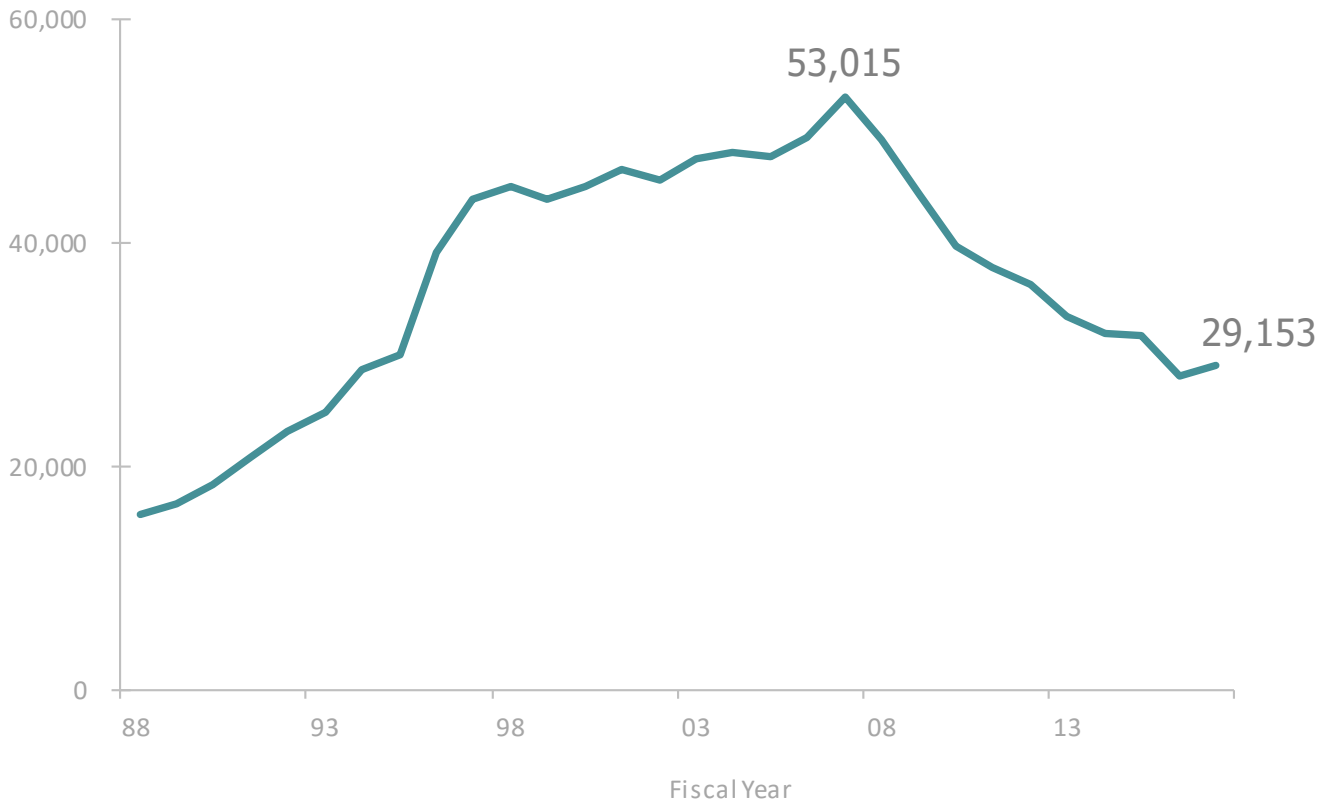
Felony and Class A & B Misdemeanors

A large majority of juvenile cases were filed in **district courts**.

Over half of juvenile cases involved **misdemeanor offenses**.



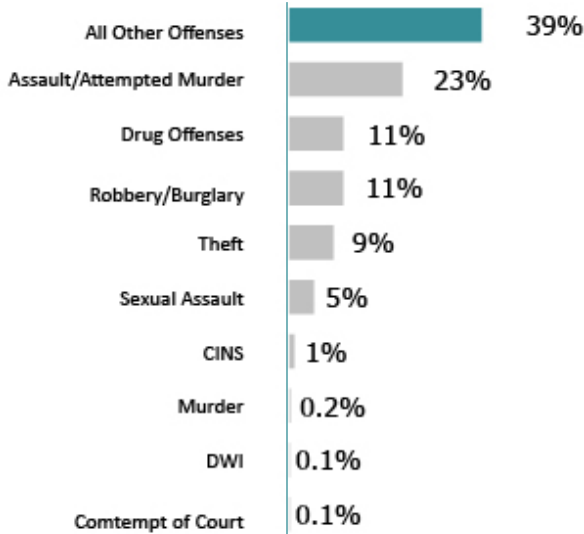
After 9 years of significant decline, the number of **juvenile cases** added to the courts' dockets rose 5 percent in 2017 compared to the number filed the previous year.



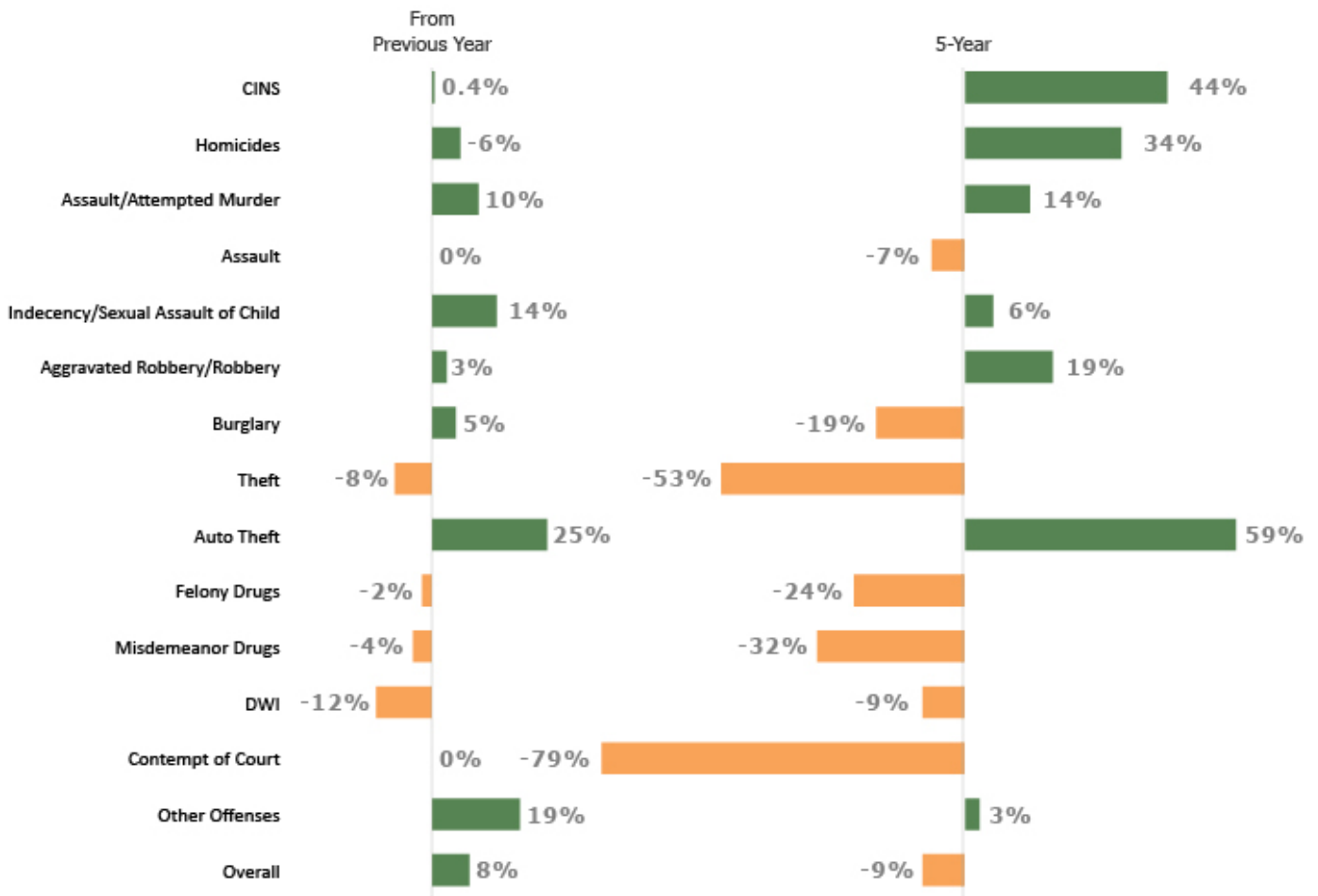
Statewide Trends

Juvenile Cases

Cases in the “**All Other Offenses**” category accounted for the largest share of cases of the 21,908 new juvenile cases filed in 2017. Cases in this category include any offense that does not fit into one of the other categories.



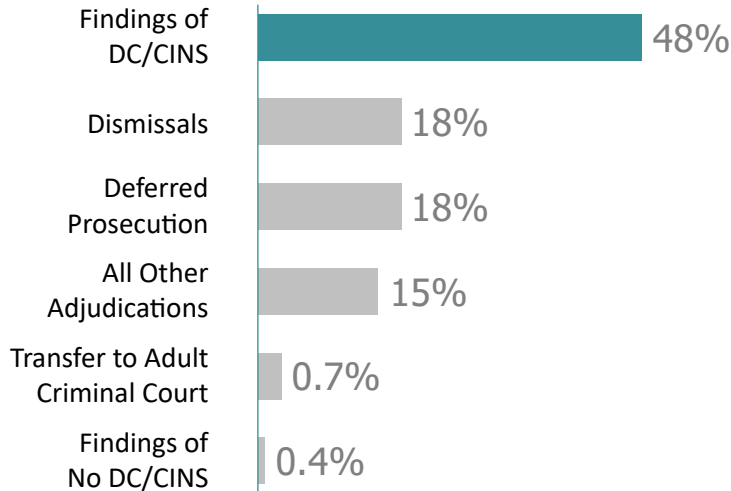
Change in New Cases Filed



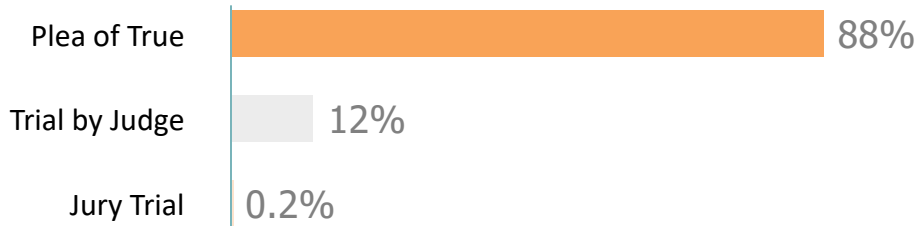
Statewide Trends

Juvenile Cases

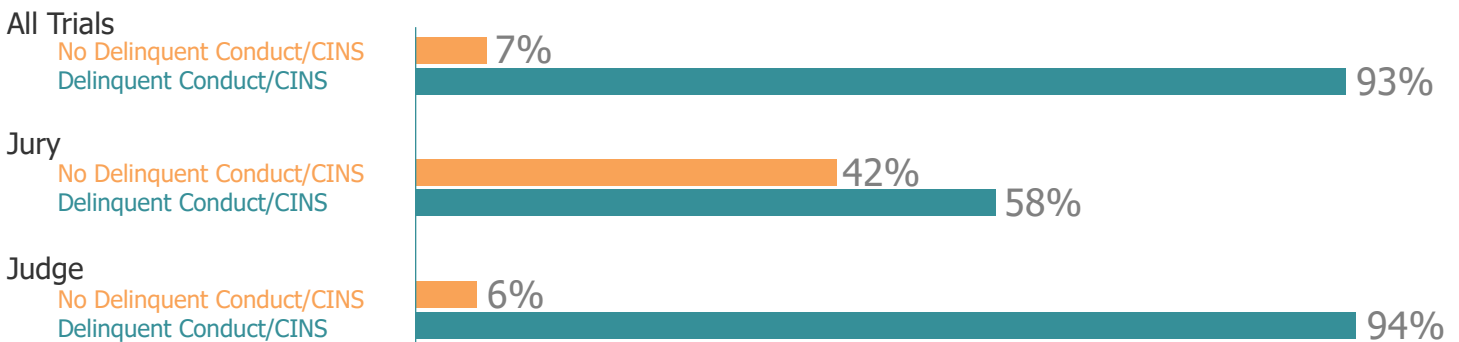
Nearly half of juvenile case adjudications resulted in findings of **delinquent conduct/conduct indicating a need for supervision**.



Most findings of delinquent conduct/conduct indicating a need for supervision resulted from a **plea of true**.



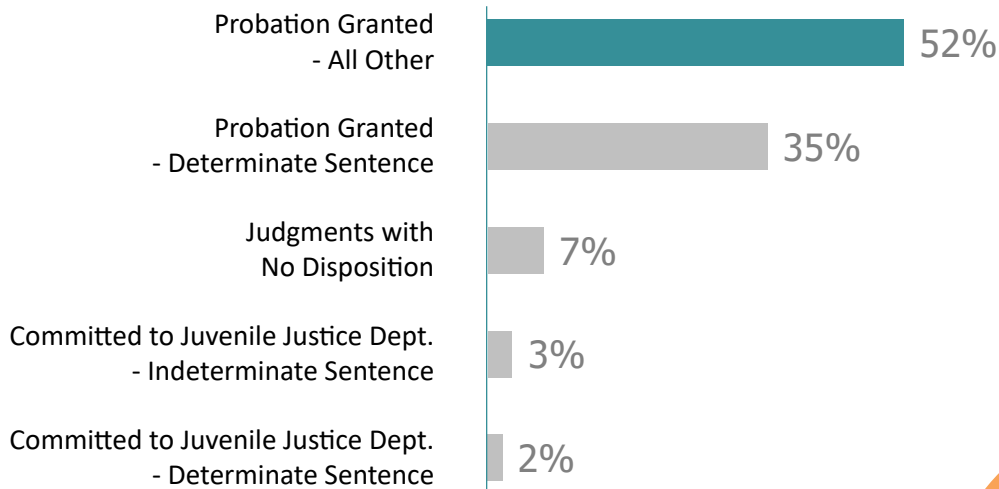
Most trials by judge and nearly 60 percent of trials by jury resulted in findings of **delinquent conduct/CINS**.



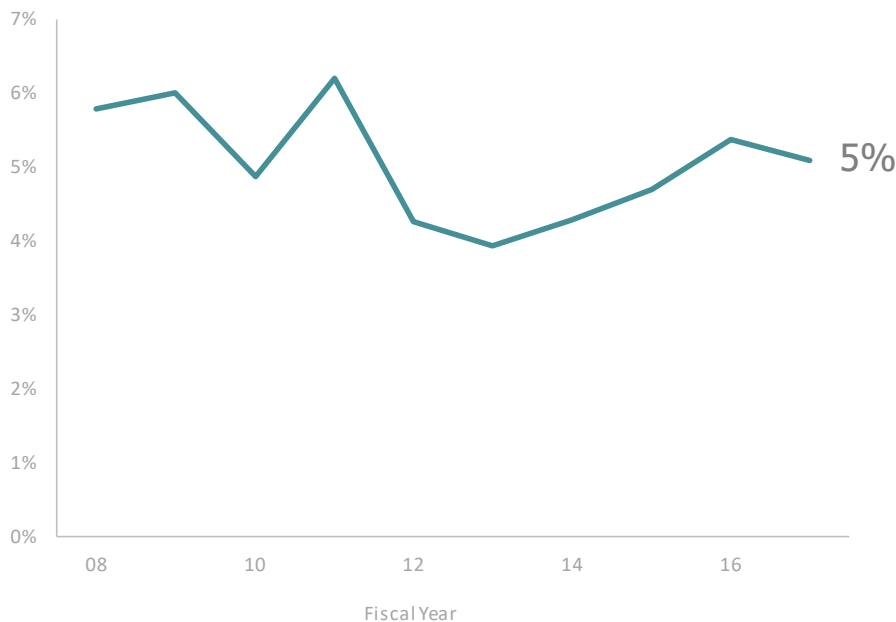
Statewide Trends

Juvenile Cases

In cases with a finding of delinquent conduct/conduct indicating a need for supervision, most juveniles were placed on **probation**.



After increasing for 3 years, the percentage of cases adjudicated in which the juvenile was **committed to the Juvenile Justice Department** decreased slightly in 2017.



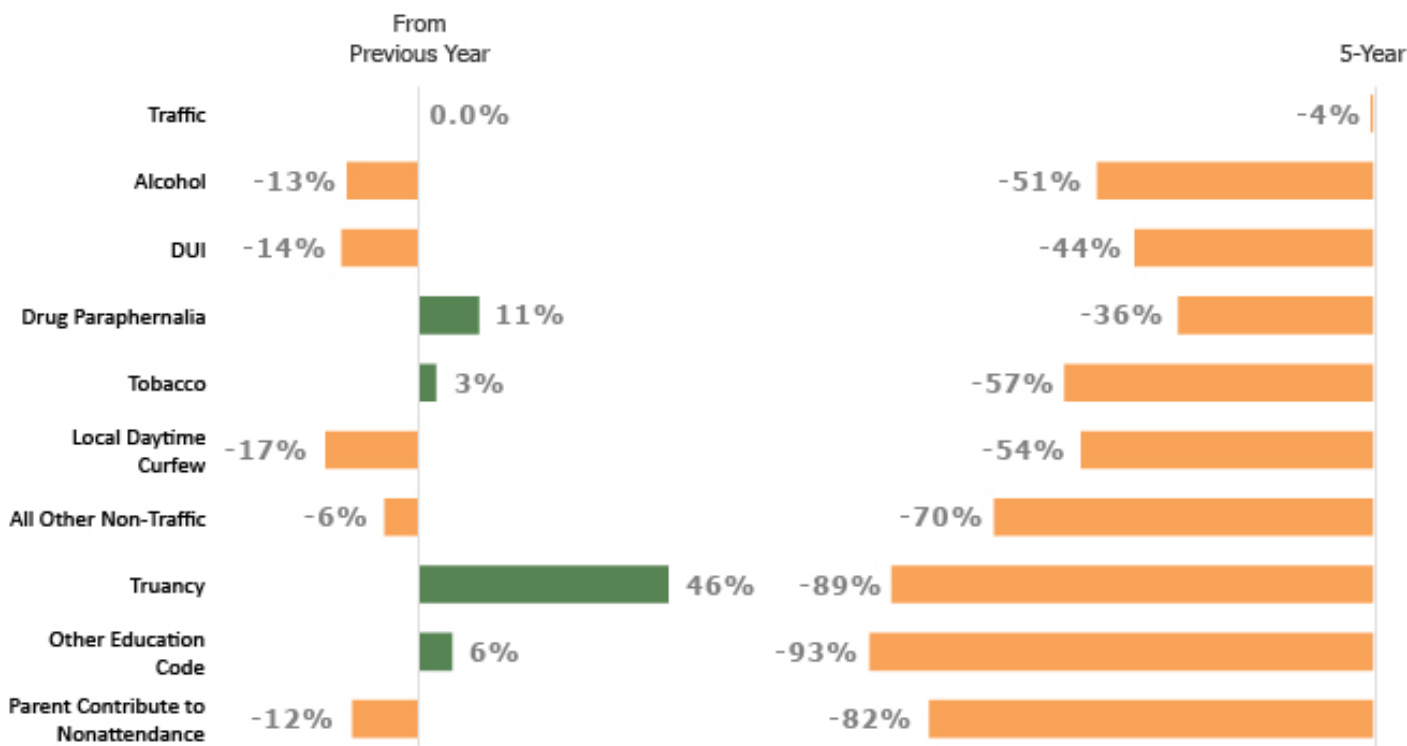
Statewide Trends

Juvenile Cases

Class C Misdemeanors and Truancy

The numbers of **Class C misdemeanor and truancy cases involving juveniles or minors** filed in 2017 were substantially lower than the number filed five years ago in every category except traffic cases. Filings continued to decline in more than half of the case categories tracked, while drug paraphernalia, tobacco, truancy, and other Education Code cases increased from the previous year.

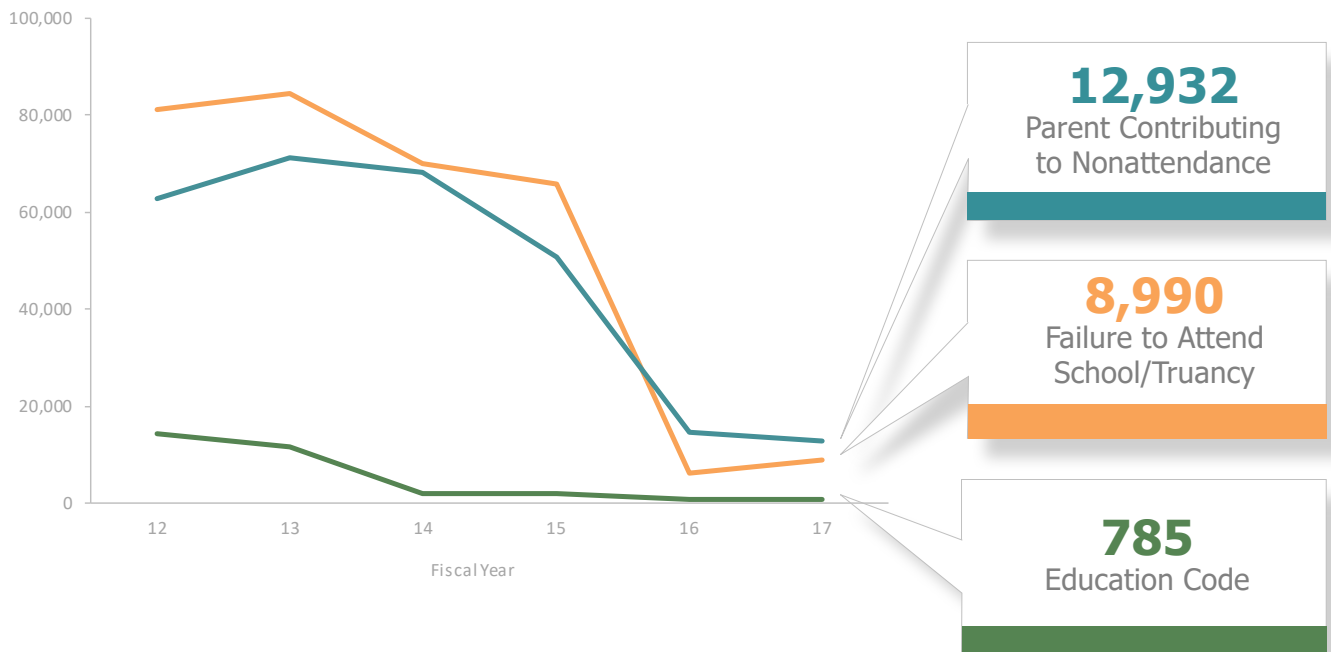
Change in New Cases Filed



Statewide Trends

Juvenile Cases

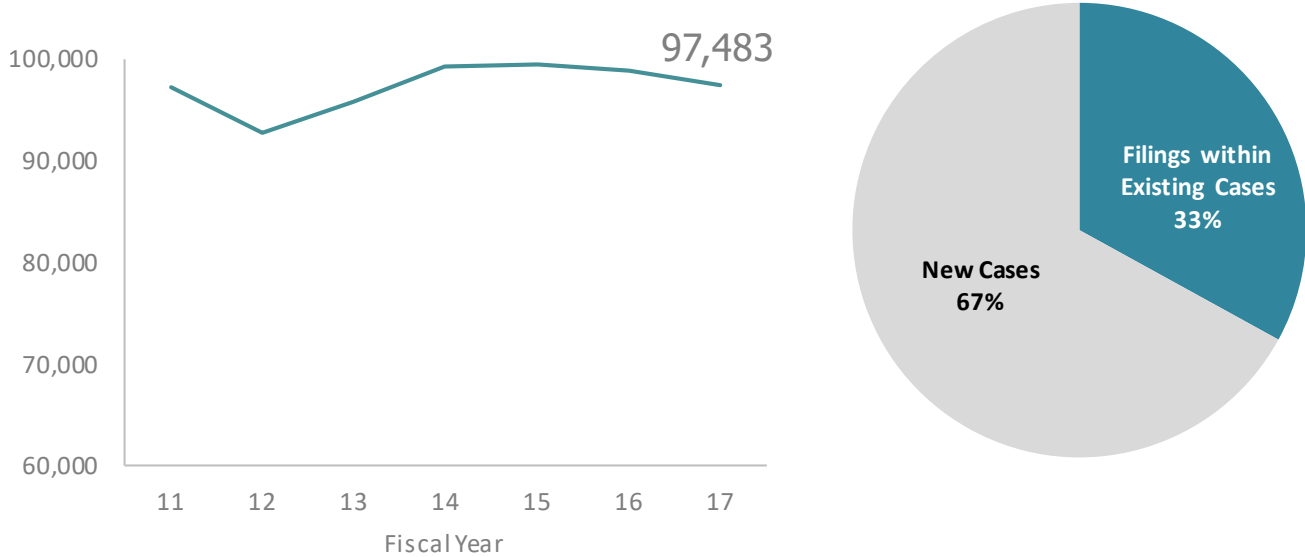
Changes to truancy laws that went into effect in fiscal year 2016 led to a 91 percent decline in **truancy** cases and a 71 percent decline in **parent contributing to nonattendance** cases. In 2017, parent contributing to nonattendance cases continued to decline, while truancy cases increased slightly.



Statewide Trends

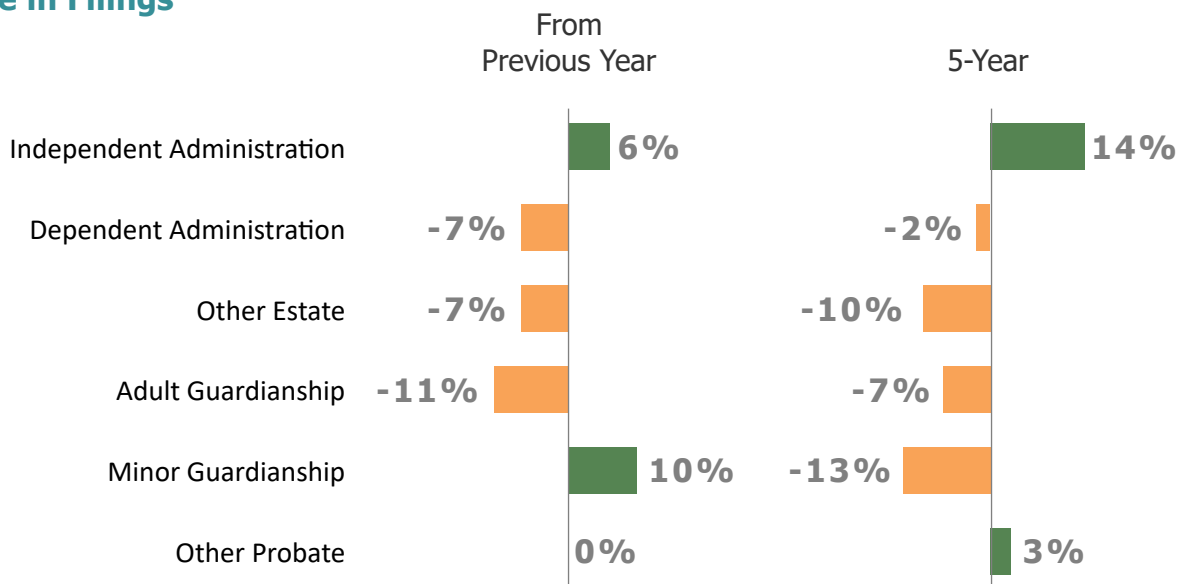
Probate and Guardianship Cases

The number of **probate and guardianship** cases filed remained steady from 2014 to 2017.



One-third of the caseload involves matters filed within already existing cases, including applications related to a guardianship or estate and post-judgment matters to compel compliance with statutory requirements.

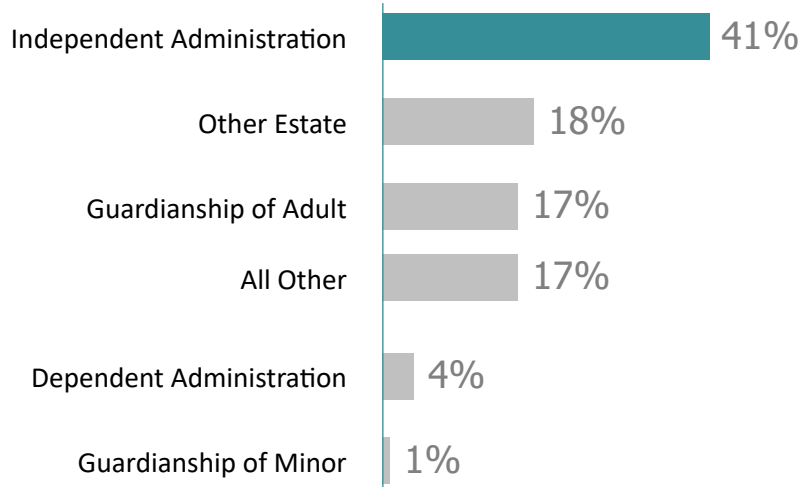
Change in Filings



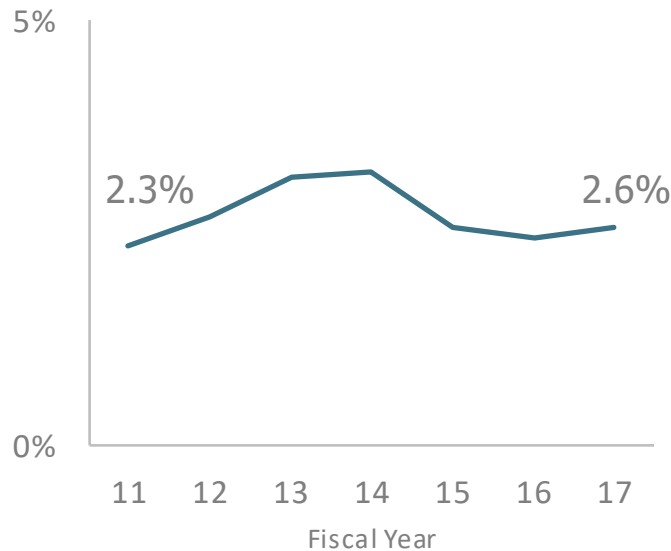
Statewide Trends

Probate and Guardianship Cases

Approximately 40 percent of probate cases filed were estate cases involving an application for **independent administration**.



In less than three percent of cases, the plaintiff or petitioner was **self-represented** at the time of filing.



Data on the number of self-represented defendants is unavailable.

Most guardianship cases filed involved an **adult** ward/proposed ward.

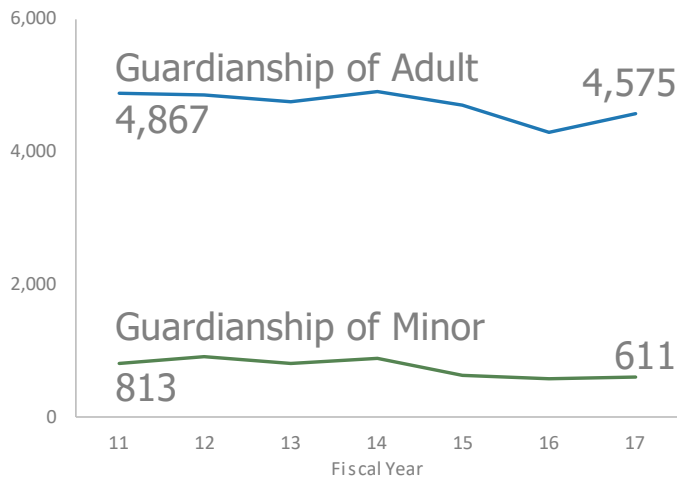


SPOTLIGHT

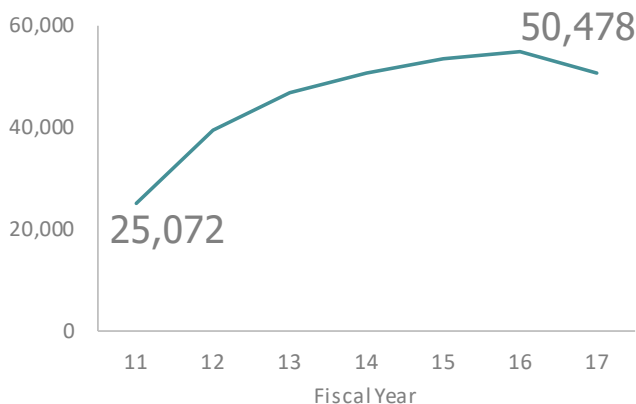
on

Guardianship Compliance Project

While total filings in **adult guardianship** cases decreased from the previous year, the number of **new cases** filed increased by 7 percent. New **minor guardianship** cases also increased by 6 percent in the same period.



More than 50,000 **guardianship** cases were reported active as of the end of the fiscal year. The decline in the number of cases from the previous year was a result of closures of cases by counties participating in the OCA's Guardianship Compliance Project.



Applications for new guardianship cases increased 7% between FY16 and FY17, with more than 50,000 active guardianships reported at the end of August 2017. With the number of Texans aged 65 or older projected to grow significantly by 2030, Texas courts are likely to continue to see growth in the number of guardianship

cases. As the number of guardianships increase, so too will the need for courts to increase capacity to actively monitor the cases to ensure compliance with the law and the protection of the incapacitated person and his or her estate.

The Office of Court Administration developed the Guardianship Compliance Project to provide direct services to the courts facing the challenges of handling guardianship cases. Since the program began in 2015, program staff have worked with 41 courts in 27 counties and have found 40% of cases to be out of compliance with statutorily required reporting. The Texas Judicial Council has recommended that the program be expanded statewide.

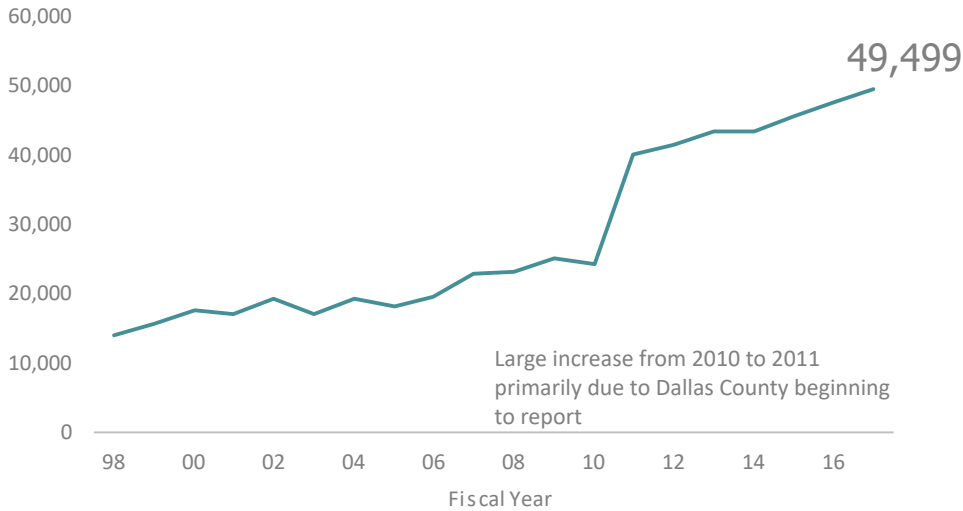
In addition to OCA's efforts to assist courts in improving the monitoring of guardianship cases, some courts have adopted robust guardianship oversight and monitoring practices on their own. Judge Claudia Laird, Montgomery County Court at Law No. 2, restructured guardianship oversight in her court by adding a guardianship coordinator, a probate auditor, and a probate investigator to her staff to ensure ward well-being. She also created a "show cause" docket that requires guardians to appear in court to explain unresolved issues identified by court staff. Judge John McMaster, Williamson County Court at Law No. 4, reviews cases flagged by the probate auditor for failure to file required reports. The court will either make a determination to close a case, notice the attorney or the guardian and conduct a show cause hearing. The need for these practices, and the services provided by OCA, are likely to continue to grow.



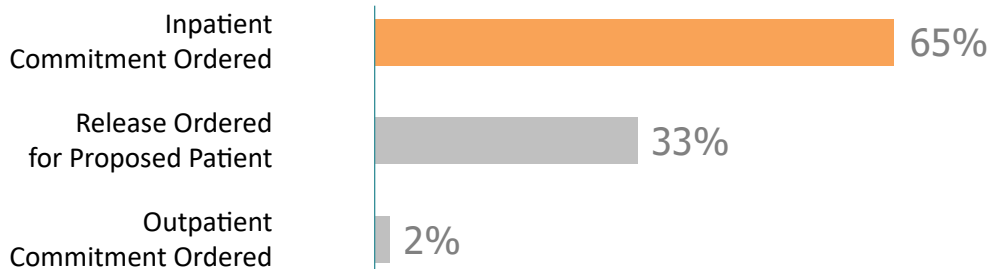
Statewide Trends

Applications for Involuntary Mental Health Services

The number of applications filed for **involuntary mental health commitment** rose to an all-time high of more than 49,000 cases.

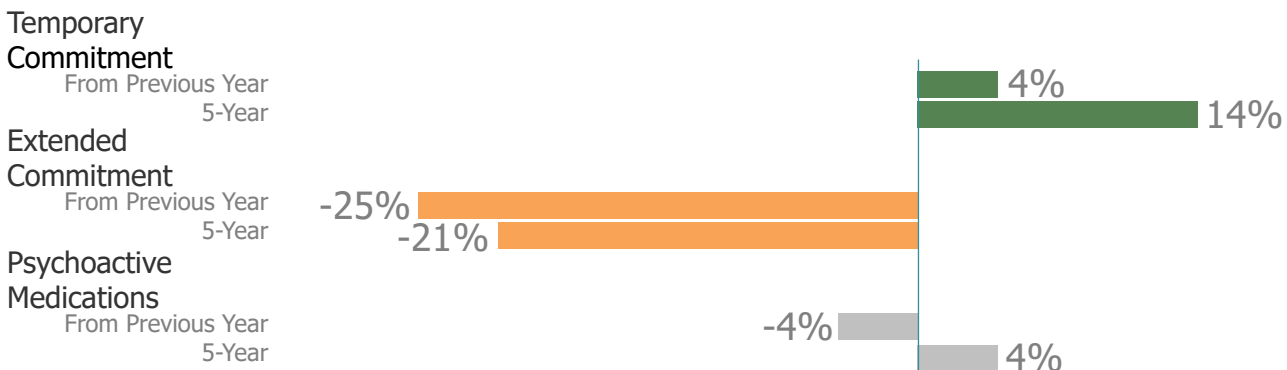


Inpatient commitment was ordered nearly two-thirds of cases that reached a final hearing.



Change in Filings

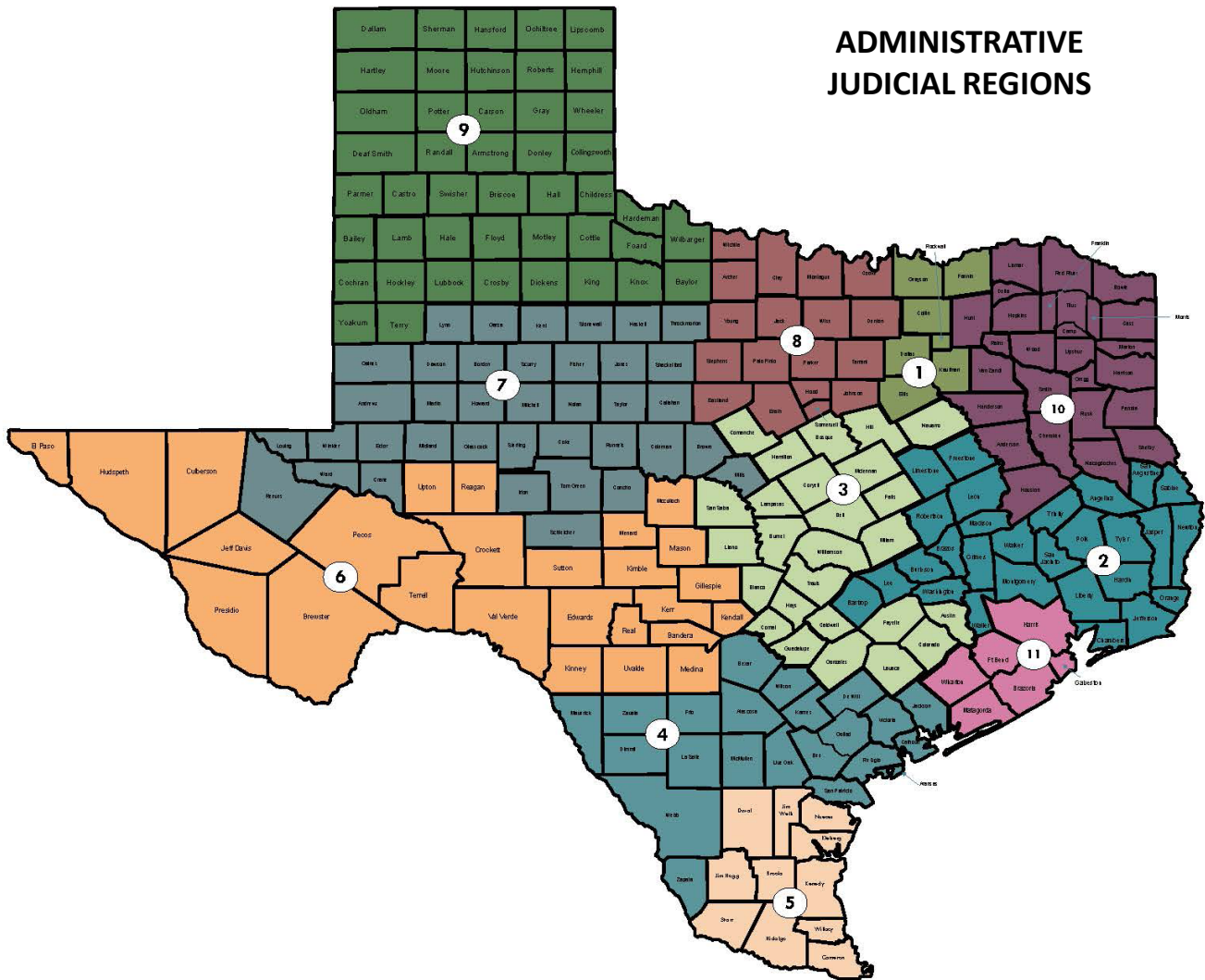
Applications for **temporary mental health services**, which account for 99 percent of applications filed, increased 14 percent over the last 5 years. The number of **extended commitments** declined for a second consecutive year.



Statewide Trends

Assigned Judges

The presiding judge of an administrative judicial region may assign a judge to handle a case or docket of an active judge in the region who is unable to preside (due to recusal, illness, vacation, etc.) or who needs assistance with a heavy docket or docket backlog. These “assigned judges” may be active judges of other courts in the region or may be individuals residing in the region who used to serve as active judges.¹



*Regions 10 and 11 were created on 9/1/17.
http://www.txcourts.gov/media/1439674/ajrmap_sep2017.pdf

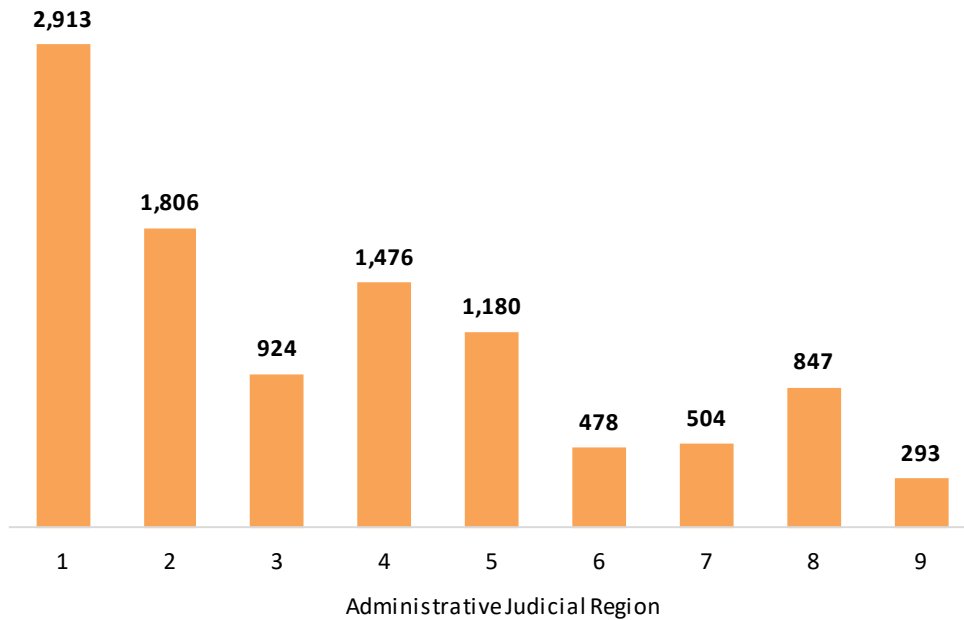
¹ Sections 74.054, 74.056, and 74.057 of the Government Code discuss the assignment of judges by the presiding judges and the chief justice of the Supreme Court.



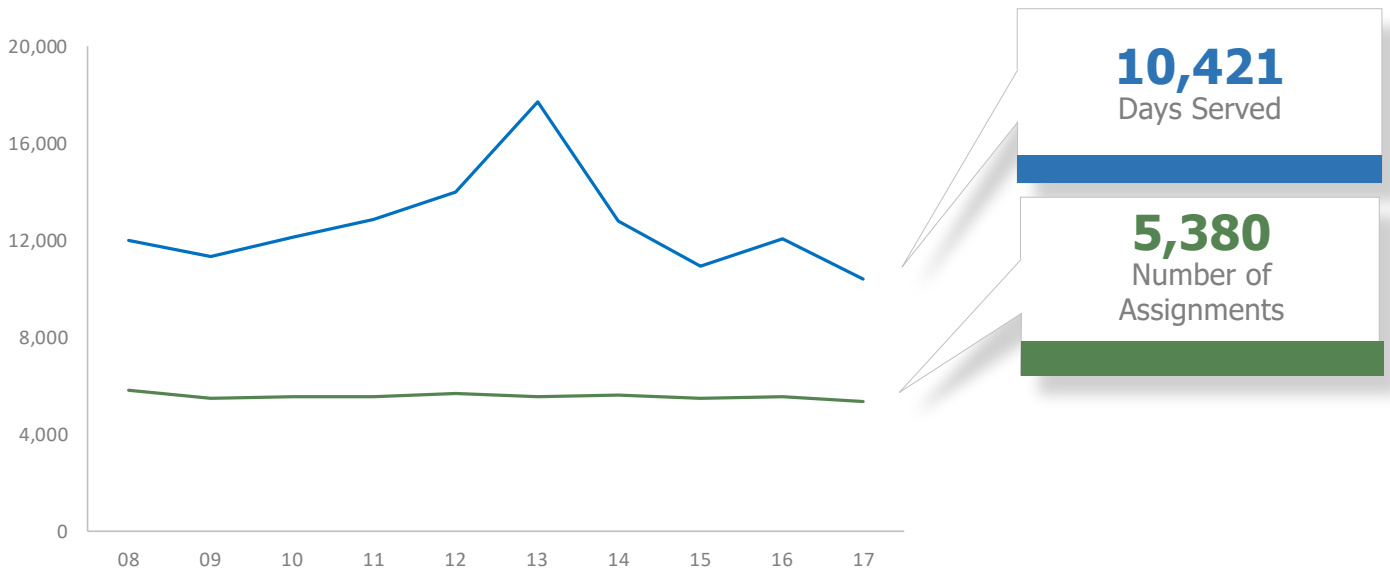
Statewide Trends

Assigned Judges

Assigned judges served 10,421 days on 5,380 assignments during the fiscal year.



The number of days served by assigned judges decreased by 14 percent compared to the number served during the previous year.

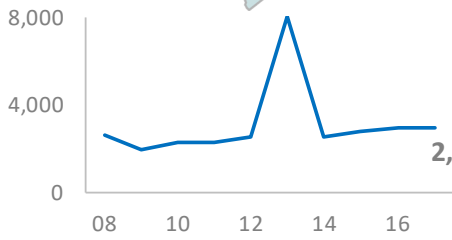


Statewide Trends

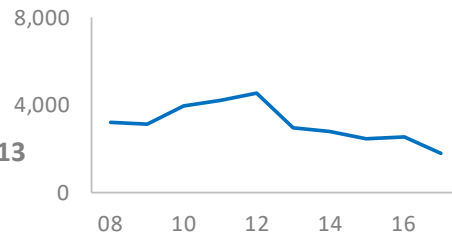
Assigned Judges

Days Served by Region, 2008 to 2017

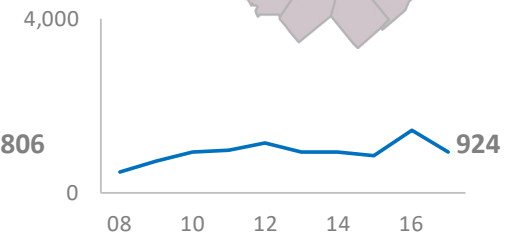
1st Region



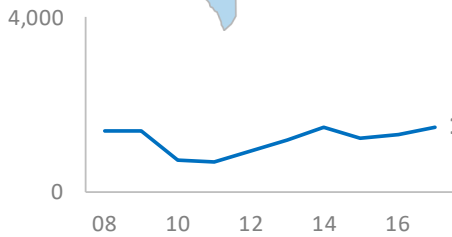
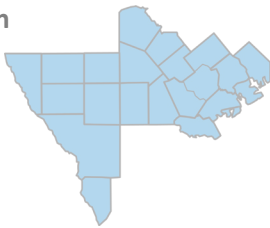
2nd Region



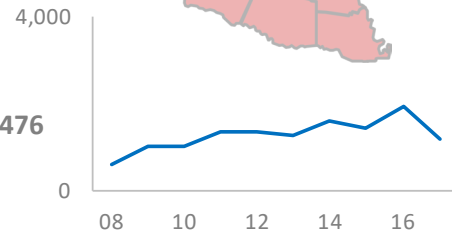
3rd Region



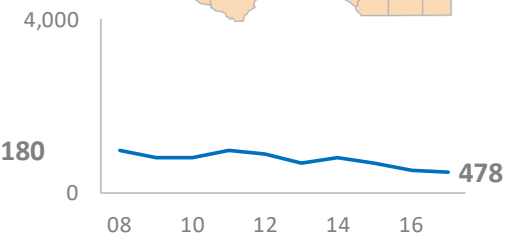
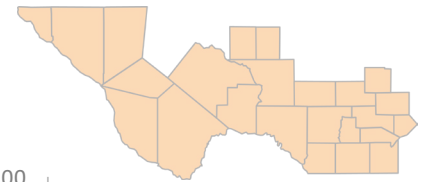
4th Region



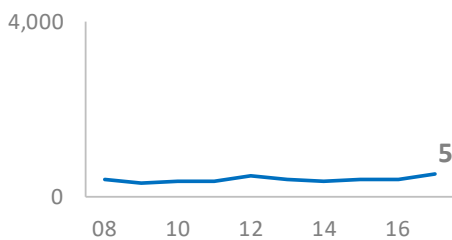
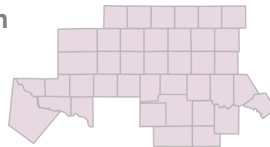
5th Region



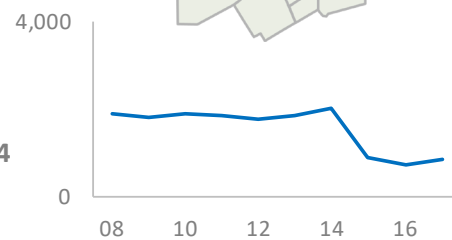
6th Region



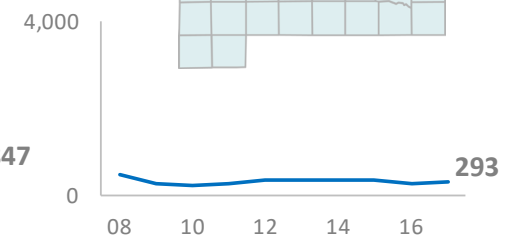
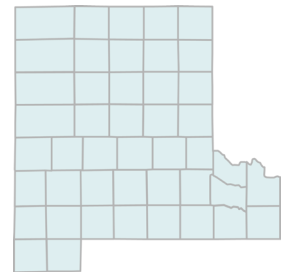
7th Region



8th Region



9th Region



Court-Level Trends

Supreme Court of Texas2
Court of Criminal Appeals7
Courts of Appeals.....13
Statutory County Courts25
Constitutional County Courts.....33
Justice Courts.....40
Municipal Courts.....47
Spotlight on Costs, Fines and Fees.....54
Profile of Appellate and Trial Court Judges55



Court-Level Trends

Supreme Court of Texas



THE SUPREME COURT

The Supreme Court has statewide, final appellate jurisdiction in most civil and juvenile cases. The Supreme Court's caseload can be broken down into three broad categories:

- Determining whether to grant review of the final judgment of a court of appeals (i.e., to grant or not grant a petition for review)
- Disposition of regular causes¹ (i.e., granted petitions for review, accepted petitions for writs of mandamus or habeas corpus, certified questions, accepted parental notification appeals, and direct appeals)
- Disposition of numerous motions related to petitions and regular causes

Much of the Supreme Court's time is spent determining which petitions for review will be granted, as it must consider all petitions for review that are filed. However, the Court exercises some control over its caseload in deciding which petitions will be granted. The Court usually takes only those cases that present the most significant Texas legal issues in need of clarification.

In addition, the Court:

- Promulgates all rules of civil trial practice and procedure, evidence, and appellate procedure
- Promulgates rules of administration to provide for the efficient administration of justice in the state
- Monitors the caseloads of the courts of appeals and orders the transfer of cases among the courts in order to make the workloads more equal and
- With the assistance of the Texas Equal Access to Justice Foundation, administers funds for the Basic Civil Legal Services Program, which provides basic civil legal services to people who are indigent.

In most civil and juvenile cases, the Supreme Court has statewide, final appellate jurisdiction



¹ "Regular causes" involve cases in which four or more of the justices of the Supreme Court have decided in conference that a petition for review, petition for writ of mandamus or habeas corpus, or parental notification appeal should be reviewed. Regular causes also include direct appeals the court has agreed to review and questions of law certified to it by a federal appellate court that the court has agreed to answer. Most regular causes are set for oral argument in open court and are reported in written opinions. However, a petition may be granted and an unsigned opinion (per curiam) issued without oral argument if at least six members of the court vote accordingly.



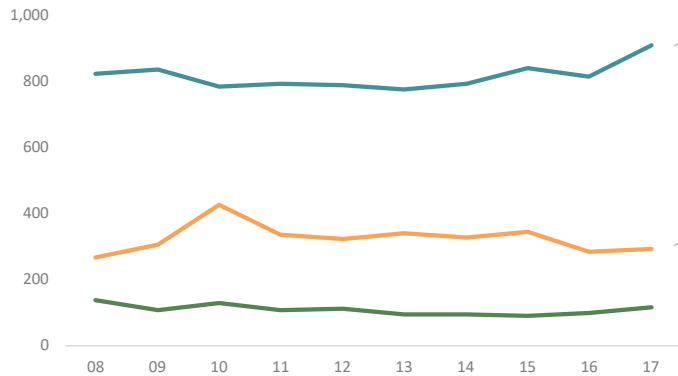
Court-Level Trends

Supreme Court of Texas

Caseload and Outcomes

The number of cases added to the court's docket increased in all categories. Petitions for review, which account for the majority of the court's caseload, increased by 12 percent from the previous year.

Cases Filed



910
Petitions for Review

117
Other
Petitions and Writs

292
Regular Causes

Change from Previous Year

Regular Causes

Filings

Dispositions

5-Year Change in Filings

Petitions for Review

Filings

Dispositions

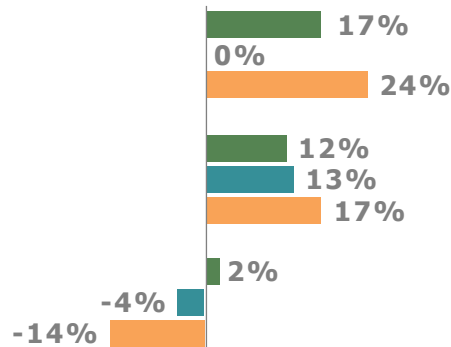
5-Year Change in Filings

Other petitions and writs

Filings

Dispositions

5-Year Change in Filings

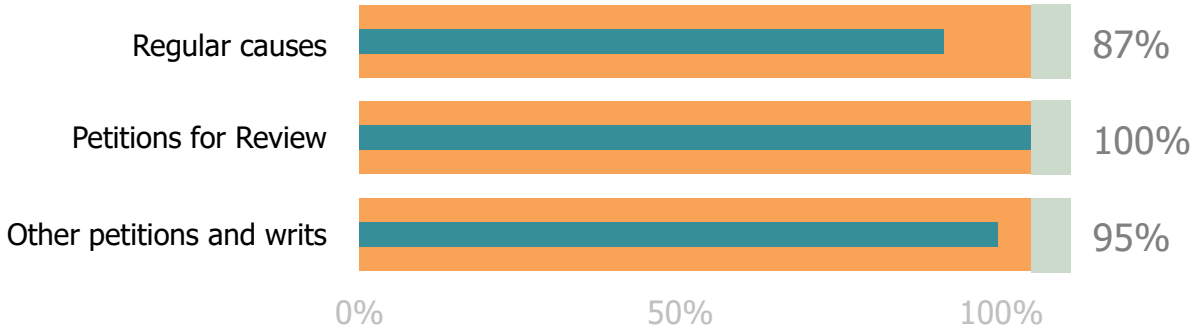


Court-Level Trends

Supreme Court of Texas

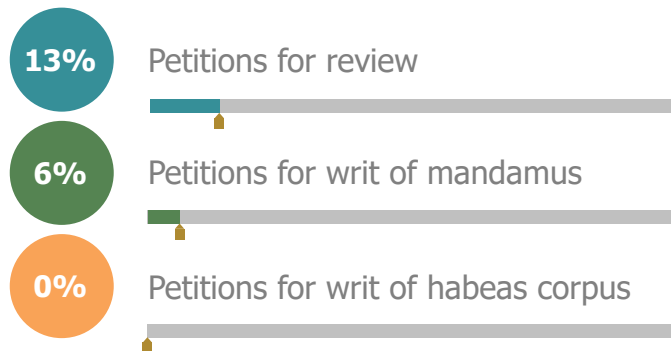
Clearance Rates

The Supreme Court's case clearance rates were near or below 100 percent except for regular causes.



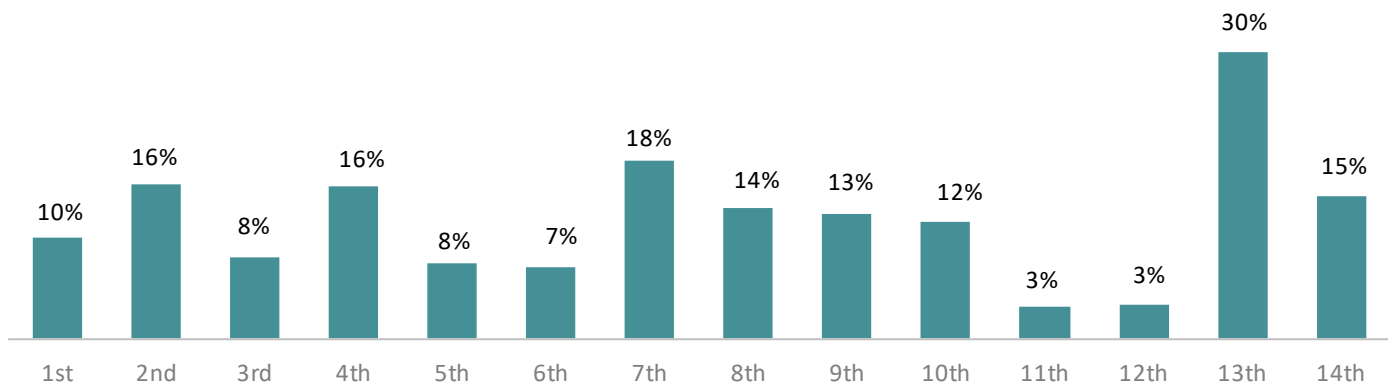
Review Granted

Review was granted in 13 percent of petitions for review and was granted less frequently in other petitions.



Petitions for Review Granted by Court of Appeals

Of cases appealed, the 13th Court of Appeals in Corpus Christi/Edinburg had the largest percentage of review granted.

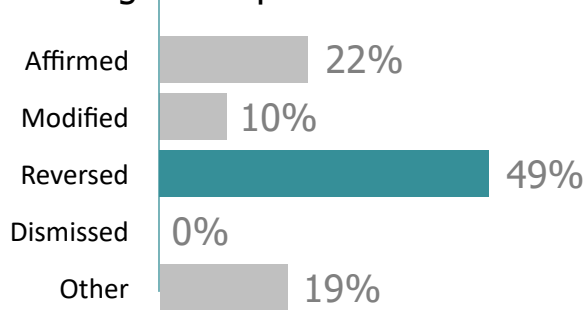


Court-Level Trends

Supreme Court of Texas

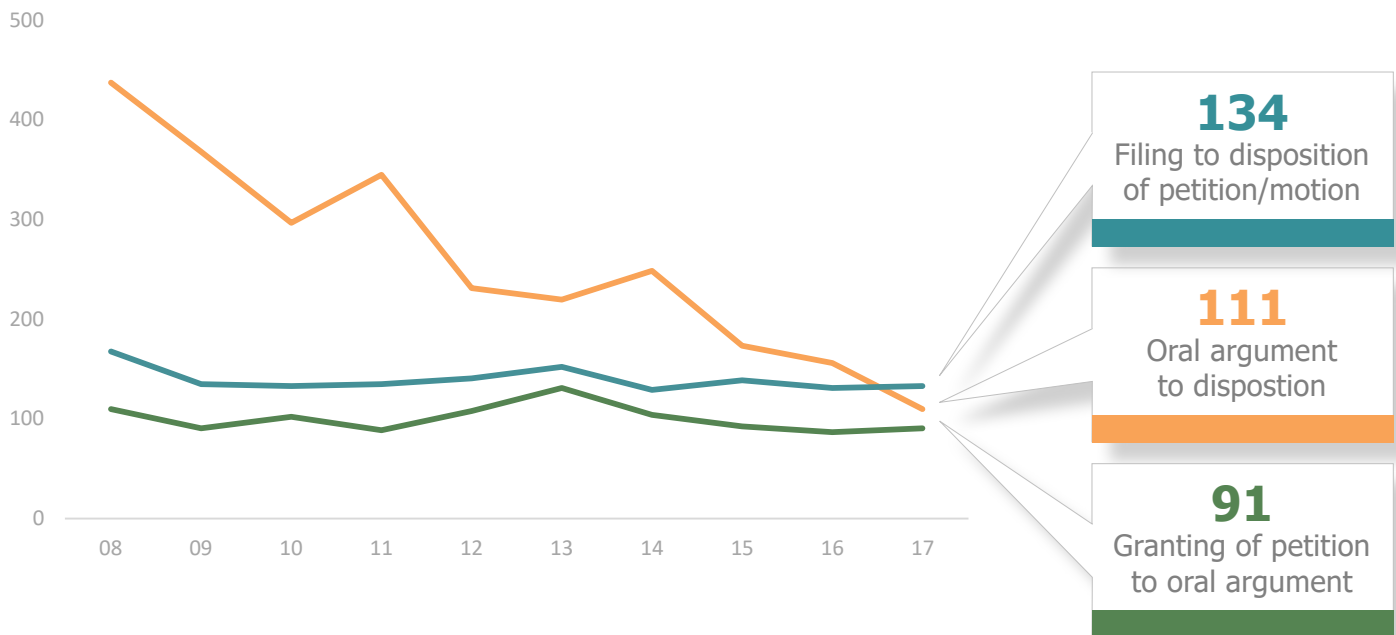
Disposition of Granted Petitions for Review

Approximately one-half of granted petitions for review were **reversed**.



Case Processing Time in Days

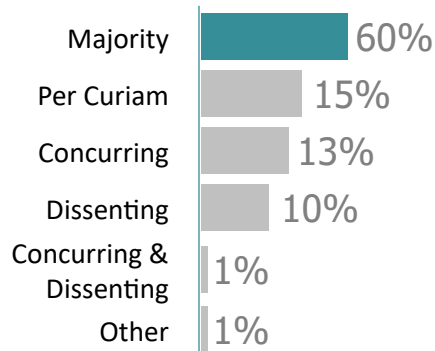
Time from **oral argument to disposition** continued to decline from the previous year—to the lowest level since data collection began in 2004.



Court-Level Trends

Supreme Court of Texas

Opinions

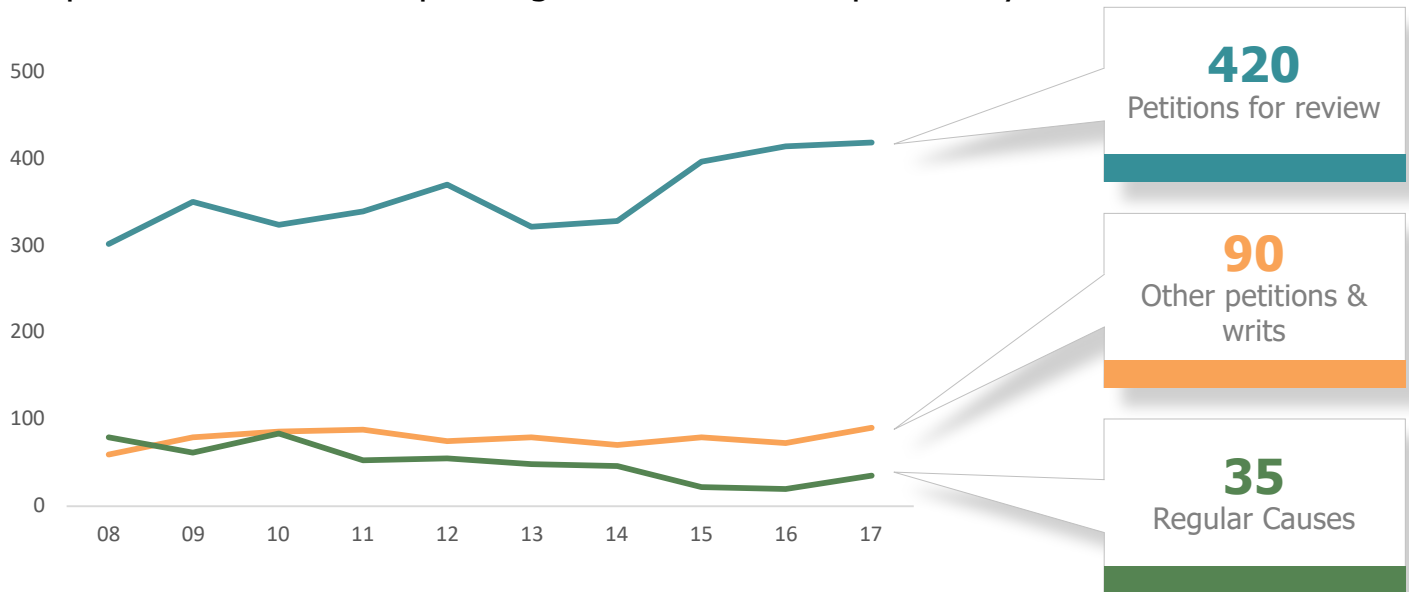


108
Opinions issued in 2017

Pending Cases

Case Pending at End of Year

The number of cases pending in each category at the end of 2017 was larger compared to the number pending at the end of the previous year.



Court-Level Trends

Court of Criminal Appeals



The Court of Criminal Appeals is the highest state court for criminal appeals. Its caseload consists of both mandatory and discretionary matters. Appeals of all cases that result in the death penalty are automatically directed to the Court of Criminal Appeals from the trial court level. A significant portion of the Court's workload also involves the mandatory review of applications for post-conviction habeas corpus relief in felony cases without a death penalty, over which the Court has sole authority. In addition, decisions made by the intermediate courts of appeals in criminal cases may be appealed to the Court of Criminal Appeals by petition for discretionary review, which may be filed by the State, the defendant, or both. However, the Court may also review a decision on its own motion.

In conjunction with the Supreme Court, the Court of Criminal Appeals also promulgates rules of appellate procedure and rules of evidence for criminal cases and administers public funds that are appropriated for the education of judges, prosecuting attorneys, criminal defense attorneys who regularly represent indigent defendants, clerks and other personnel of the state's appellate, district, county-level, justice, and municipal courts.

The Court of Criminal Appeals has statewide, final jurisdiction in criminal cases



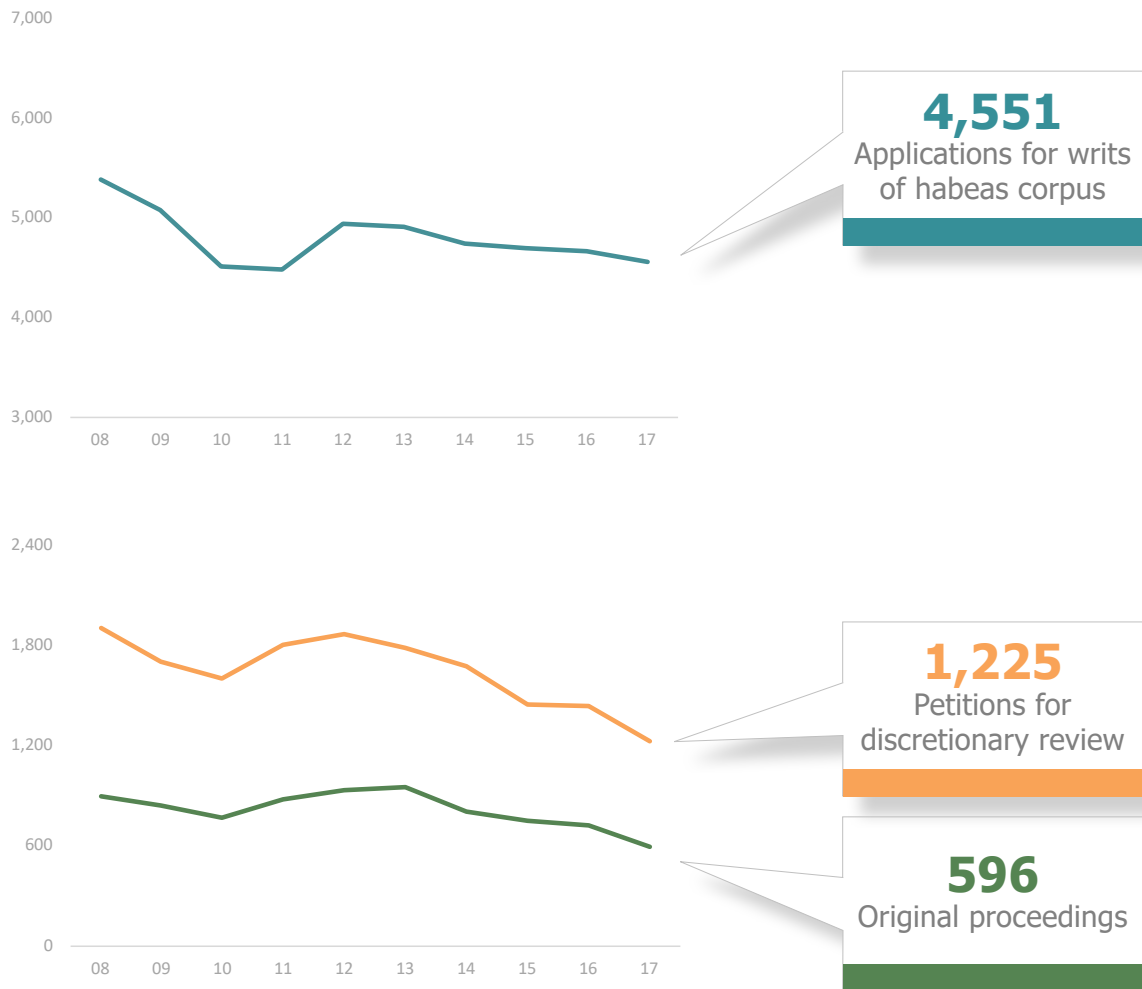
Court-Level Trends

Court of Criminal Appeals

Caseload and Outcomes

In 2017, mandatory matters (applications for writs of habeas corpus, original proceedings, and direct appeals) comprised 81 percent of all cases added to the court's docket—the highest percentage in at least 20 years. Filings, however, declined in every case category, except direct appeals, which increased by one case from the previous year.

Cases Filed



Court-Level Trends

Court of Criminal Appeals

Change from Previous Year

Filings have declined over the last five years.

Applications for writ of habeas corpus

Filings

Dispositions

5-Year Change in Filings

Original Proceedings

Filings

Dispositions

5-Year Change in Filings

Direct Appeals

Filings

Dispositions

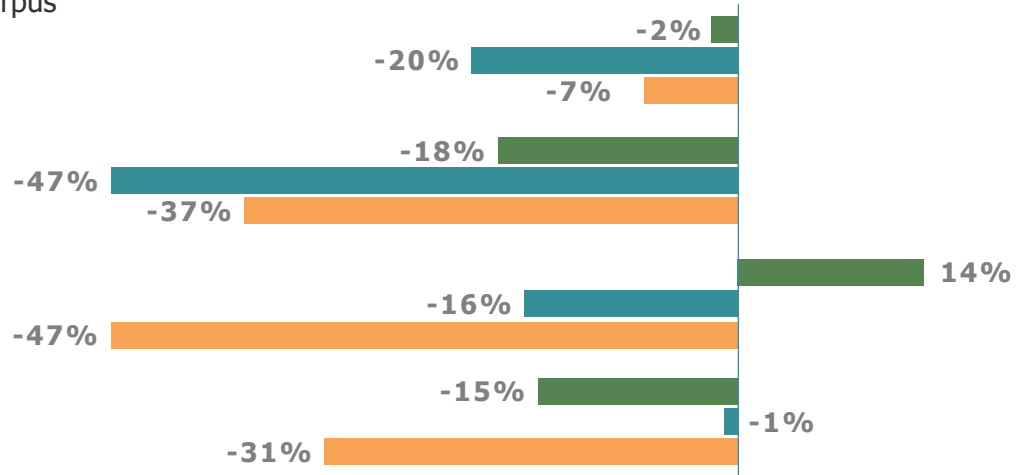
5-Year Change in Filings

Petitions for discretionary review

Filings

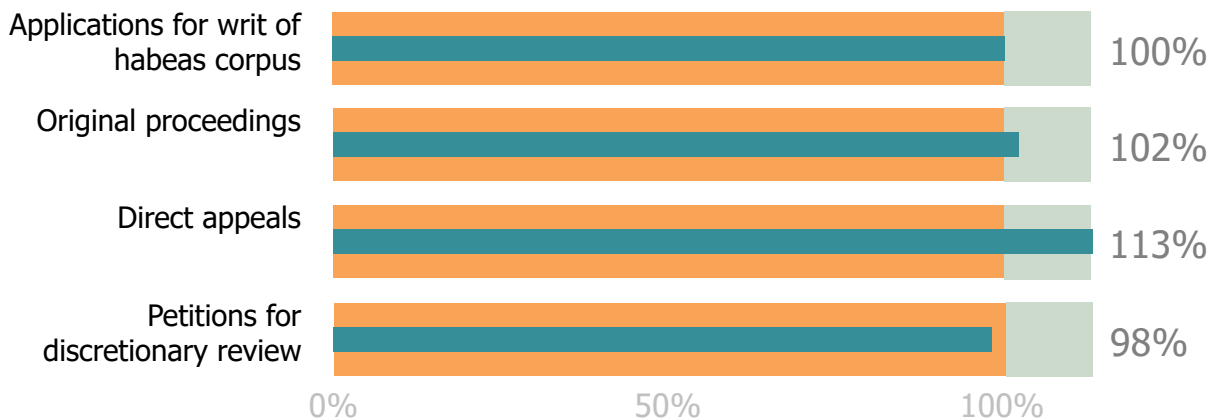
Dispositions

5-Year Change in Filings



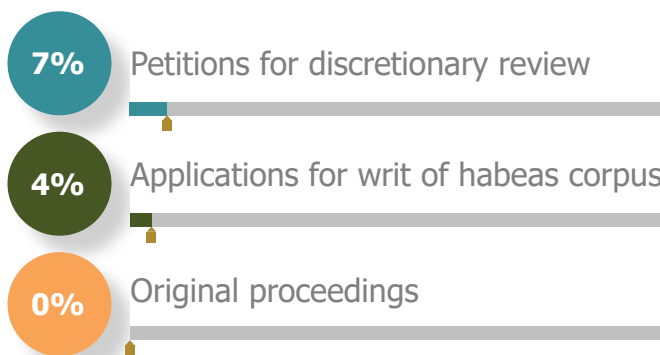
Clearance Rates

The Court of Criminal Appeals' case clearance rates were near or above 100 percent.



Review Granted

Review was granted in 7 percent of **petitions for discretionary** review and was granted less frequently in other matters.

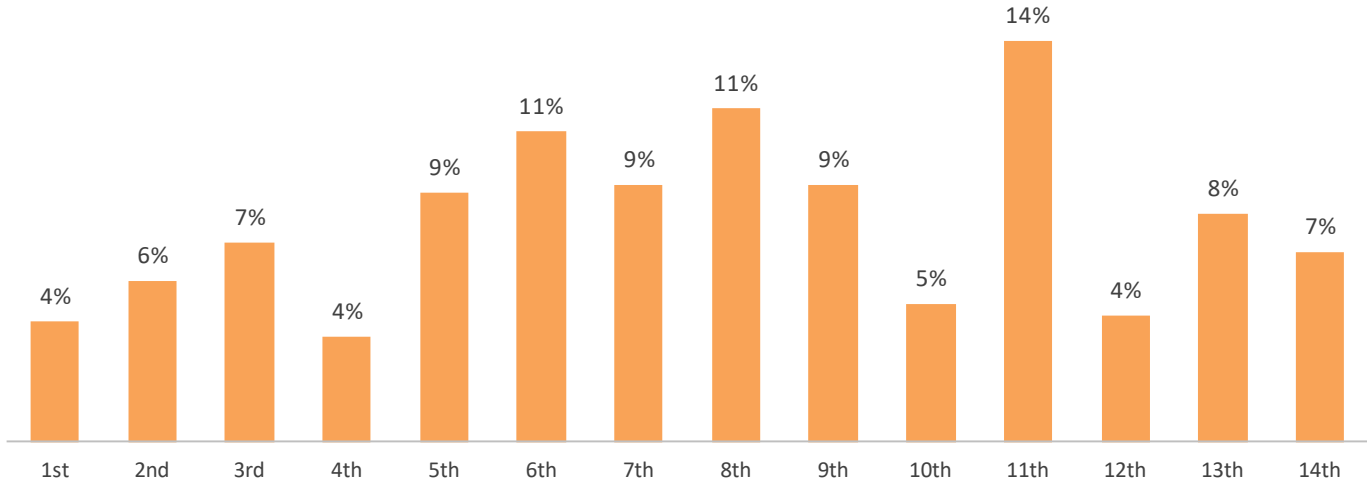


Court-Level Trends

Court of Criminal Appeals

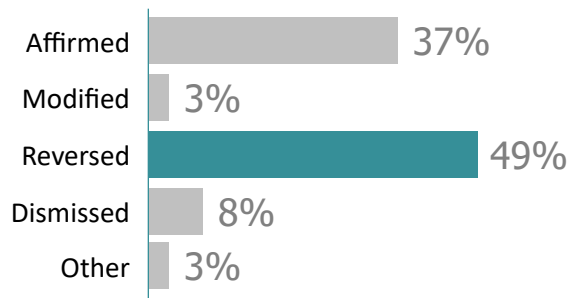
Petitions for Discretionary Review Granted by Court of Appeals

The percentage of **petitions granted review** from each court of appeals varied from 4 to 14 percent.



Disposition of Granted Petitions for Discretionary Review

Nearly half of granted petitions for discretionary review were **reversed**.



Disposition of Habeas Corpus & Extraordinary Matters (Filed & Set)

Habeas corpus relief was **granted** in most of the cases that were filed and set (granted review).

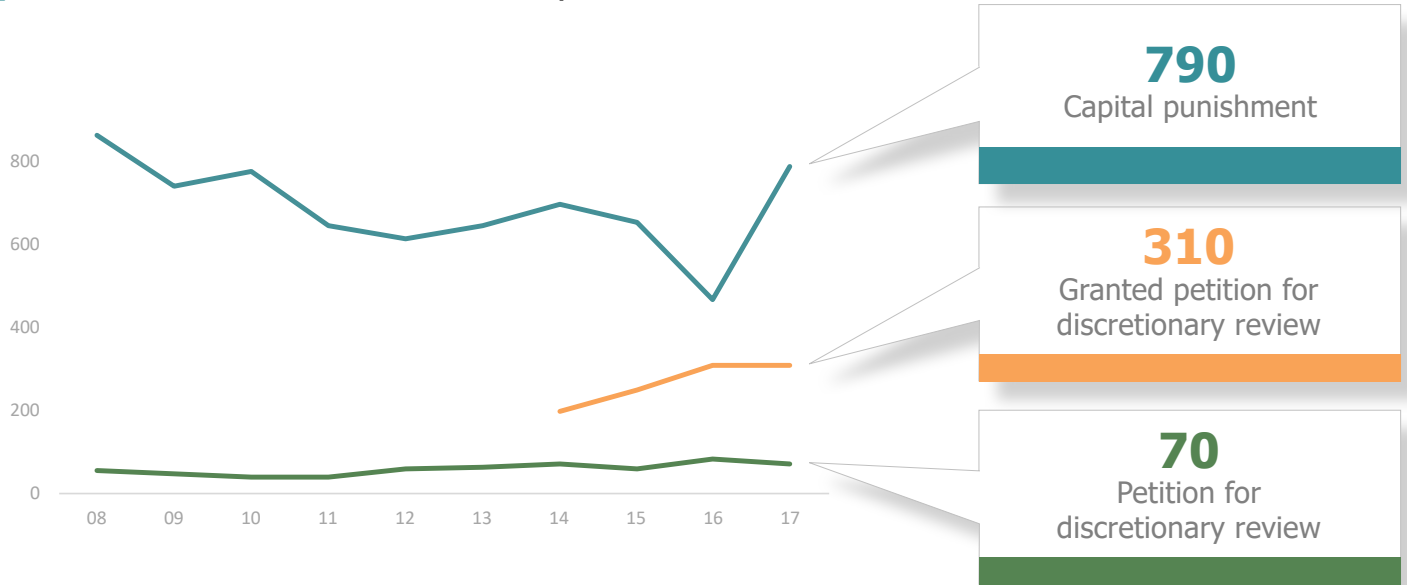


Court-Level Trends

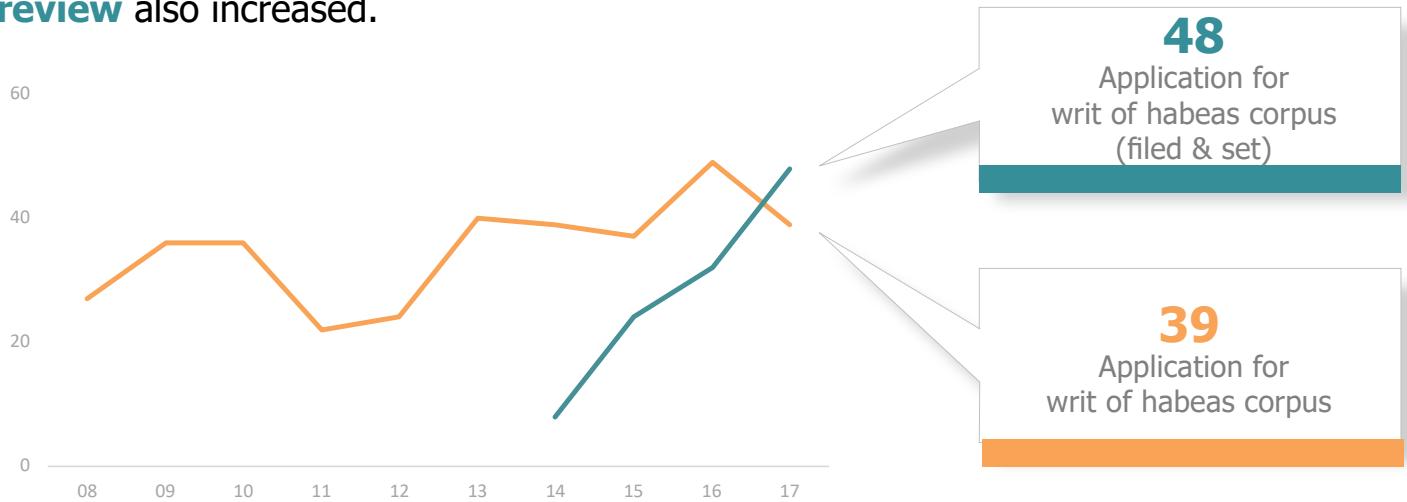
Court of Criminal Appeals

Case Processing Time in Days

In 2017, the average time from filing to disposition for cases involving **capital punishment** increased to 790 days.



The average time to disposition for **habeas corpus applications accepted for review** also increased.



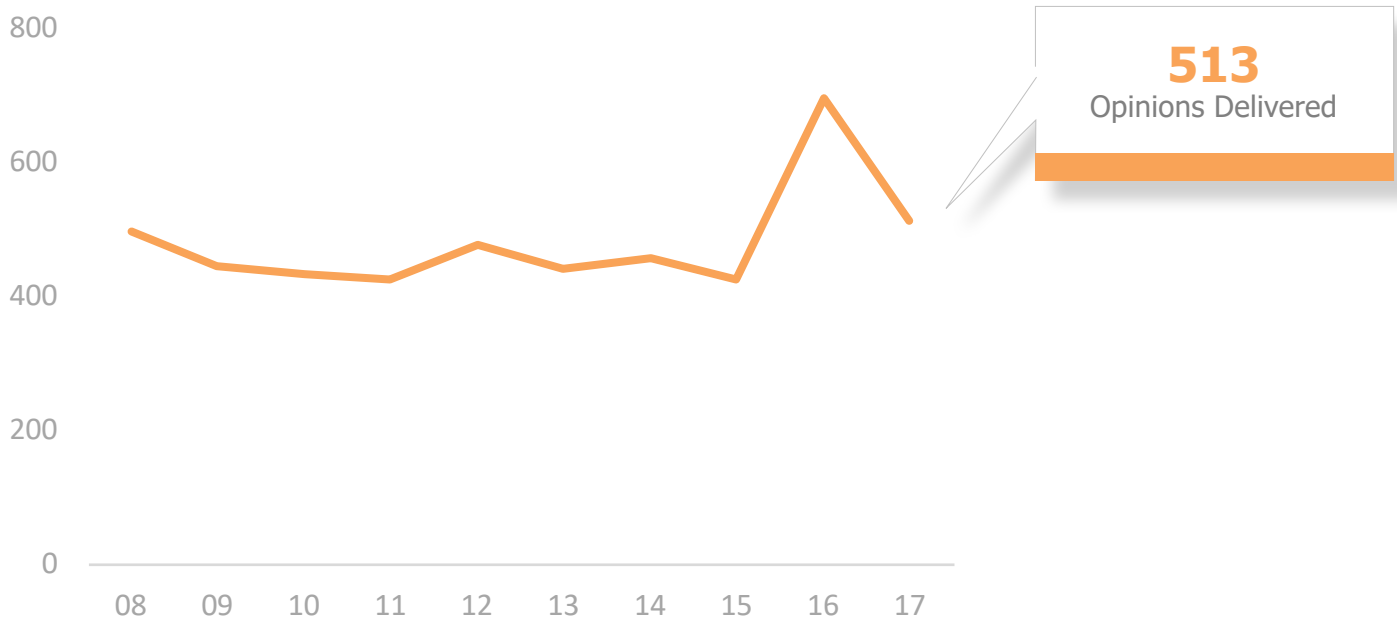
Court-Level Trends

Court of Criminal Appeals

Opinions

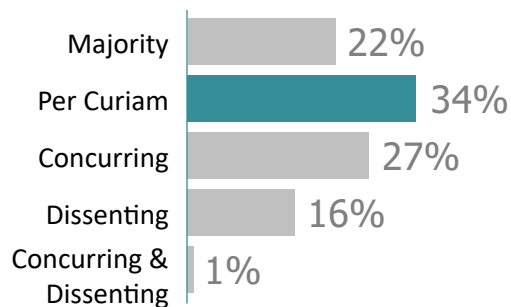
In 2017, the Court of Criminal Appeals delivered 513 opinions—the second highest number delivered since 2007.

Opinions Delivered



Opinions Issued in 2017

The largest share of opinions issued were **per curiam**.



Court-Level Trends

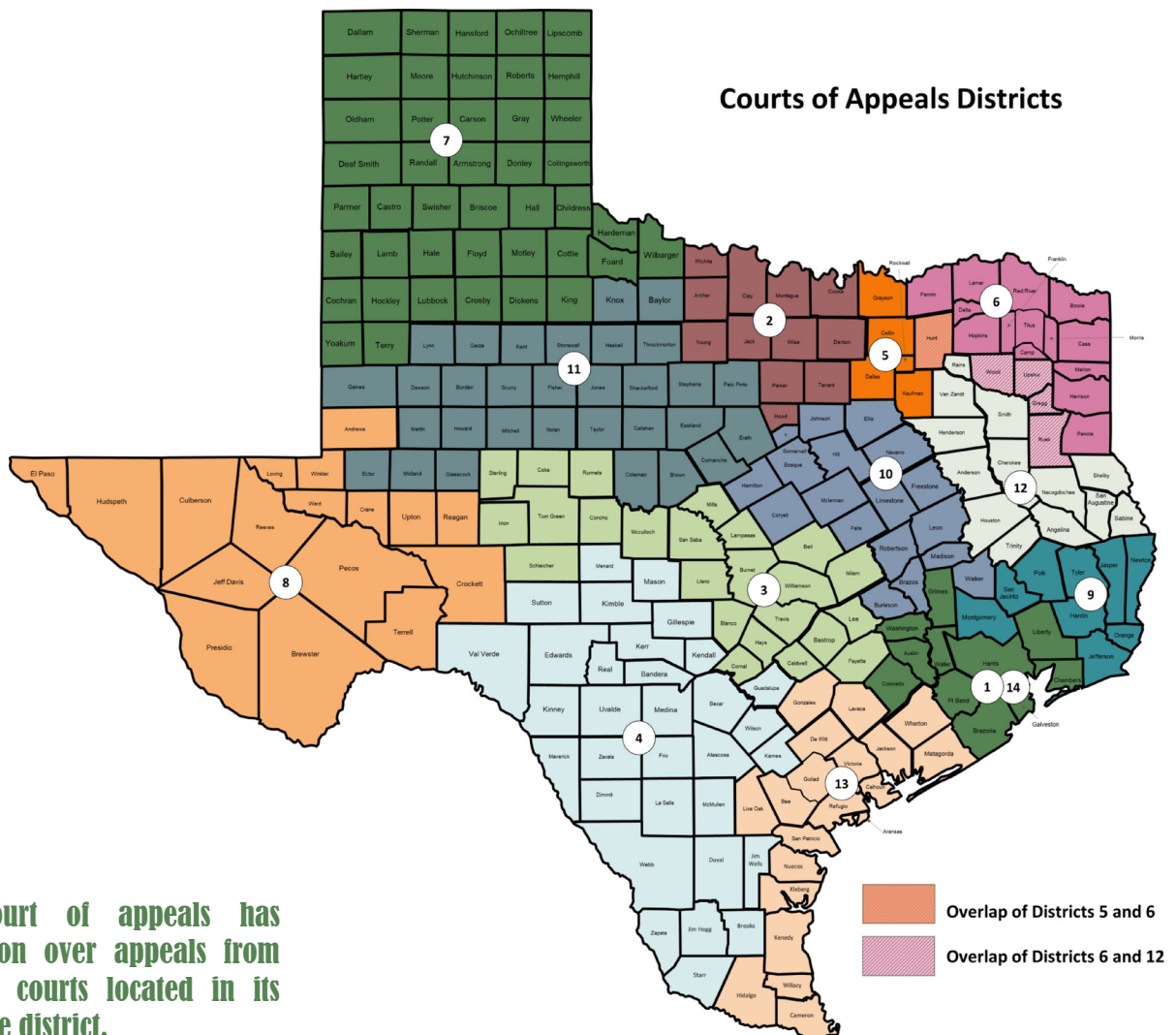
Courts of Appeals

Each of the 14 courts of appeals has jurisdiction over appeals from the trial courts located in its respective district. The appeals heard in these courts are based upon the “record” (a written transcription of the testimony given, exhibits introduced, and the documents filed in the trial court) and the written and oral arguments of the appellate lawyers. The courts of appeals do not receive testimony or hear witnesses in considering the cases on appeal, but they may hear oral argument on the issues under consideration.

Courts are currently located in each of the following cities:

- Amarillo
- Austin
- Beaumont
- Corpus Christi/Edinburg
- Dallas
- Eastland
- El Paso
- Fort Worth
- San Antonio
- Texarkana
- Tyler
- Waco
- Houston (2)

Each of the courts has at least three justices—a chief justice and two associate justices. Eighty justices currently serve on the courts of appeals.



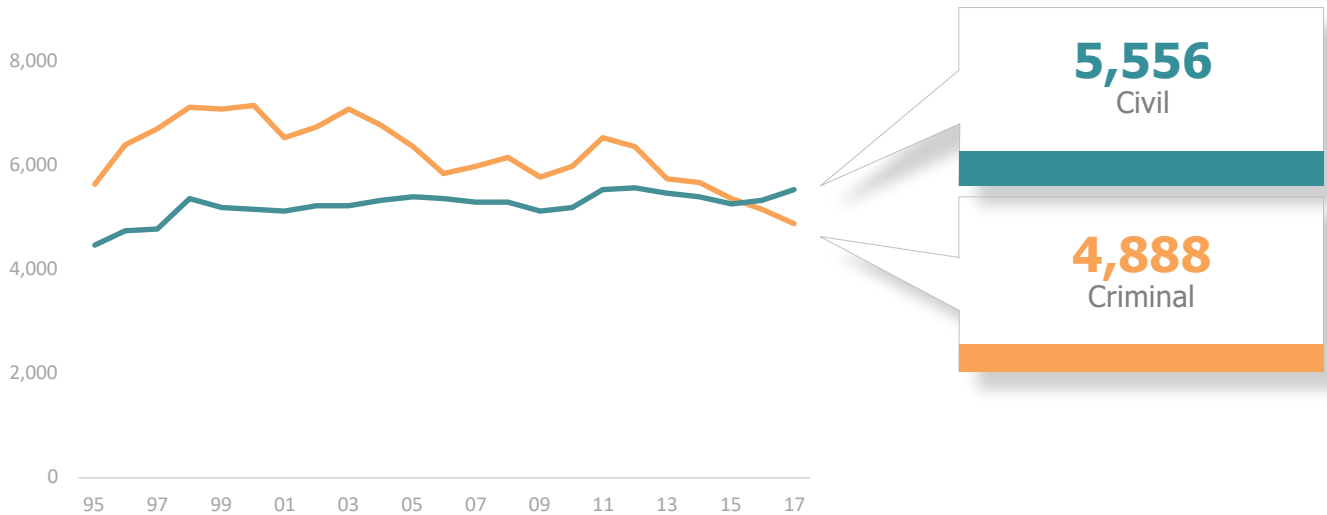
Court-Level Trends

Courts of Appeals

Caseload and Outcomes

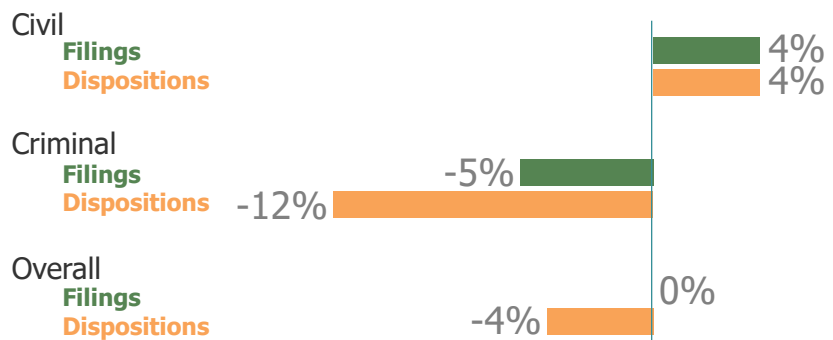
The number of **criminal** cases filed in 2017 was the lowest number since 1995 and has declined by 34 percent since 2011.

The number of **civil** cases added in 2017 increased over the past 2 years by 6 percent.



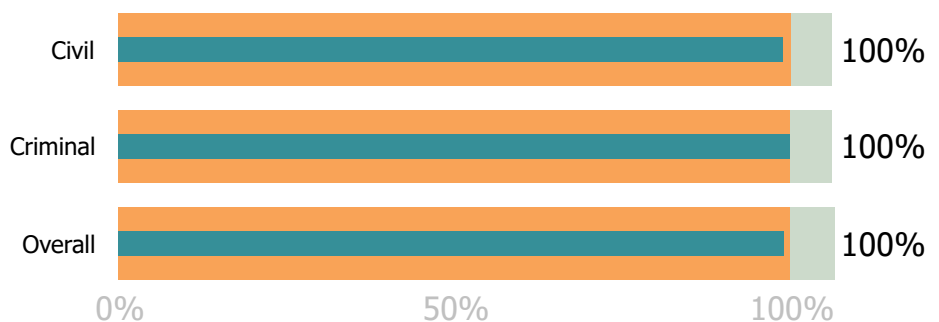
Change in Filings

The number of civil cases filed and disposed of increased by 4 percent from the previous year, while the number of criminal cases filed and disposed of continued to decline.



Clearance Rates

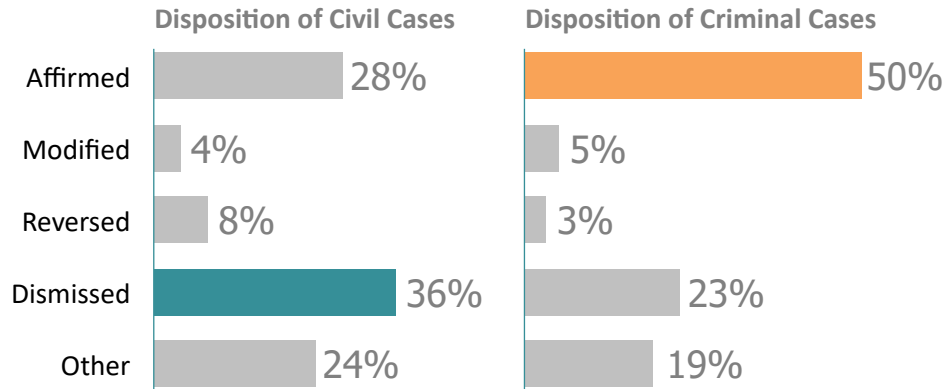
The courts' case clearance rates were near 100 percent for both civil and criminal cases.



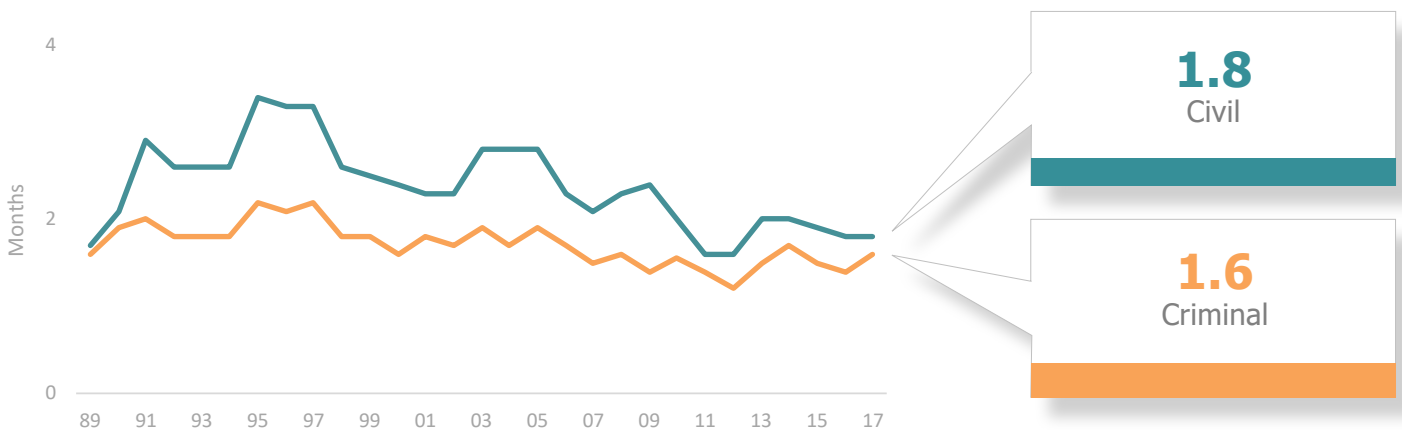
Court-Level Trends

Courts of Appeals

The largest share of **civil** cases were dismissed, while the largest share of **criminal** cases were affirmed.



The average time in months between submission and disposition remained steady for **civil** cases from the previous year, whereas it increased by 14 percent for **criminal** cases.

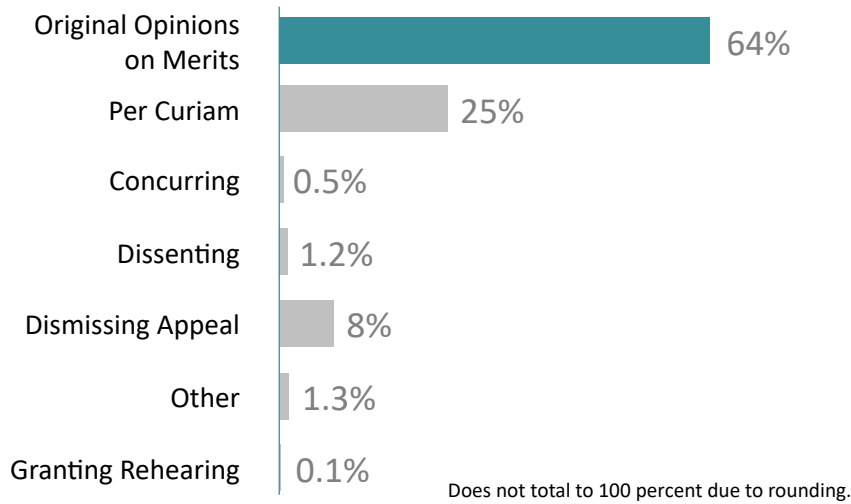


Court-Level Trends

Courts of Appeals

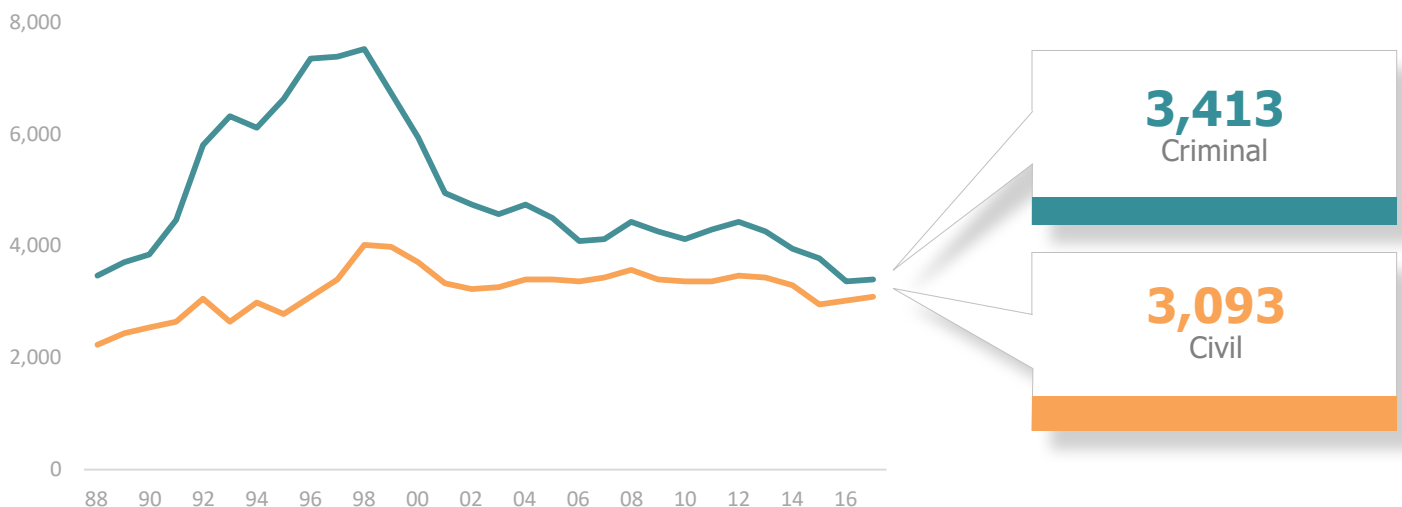
Opinions

9,784 opinions were issued in 2017. Nearly 65 percent of those opinions were on merits.



Pending Cases

The number of **criminal** cases pending statewide increased slightly from the previous year after dropping significantly since 2011. The number of **civil** cases pending statewide increased slightly after three years of decline.



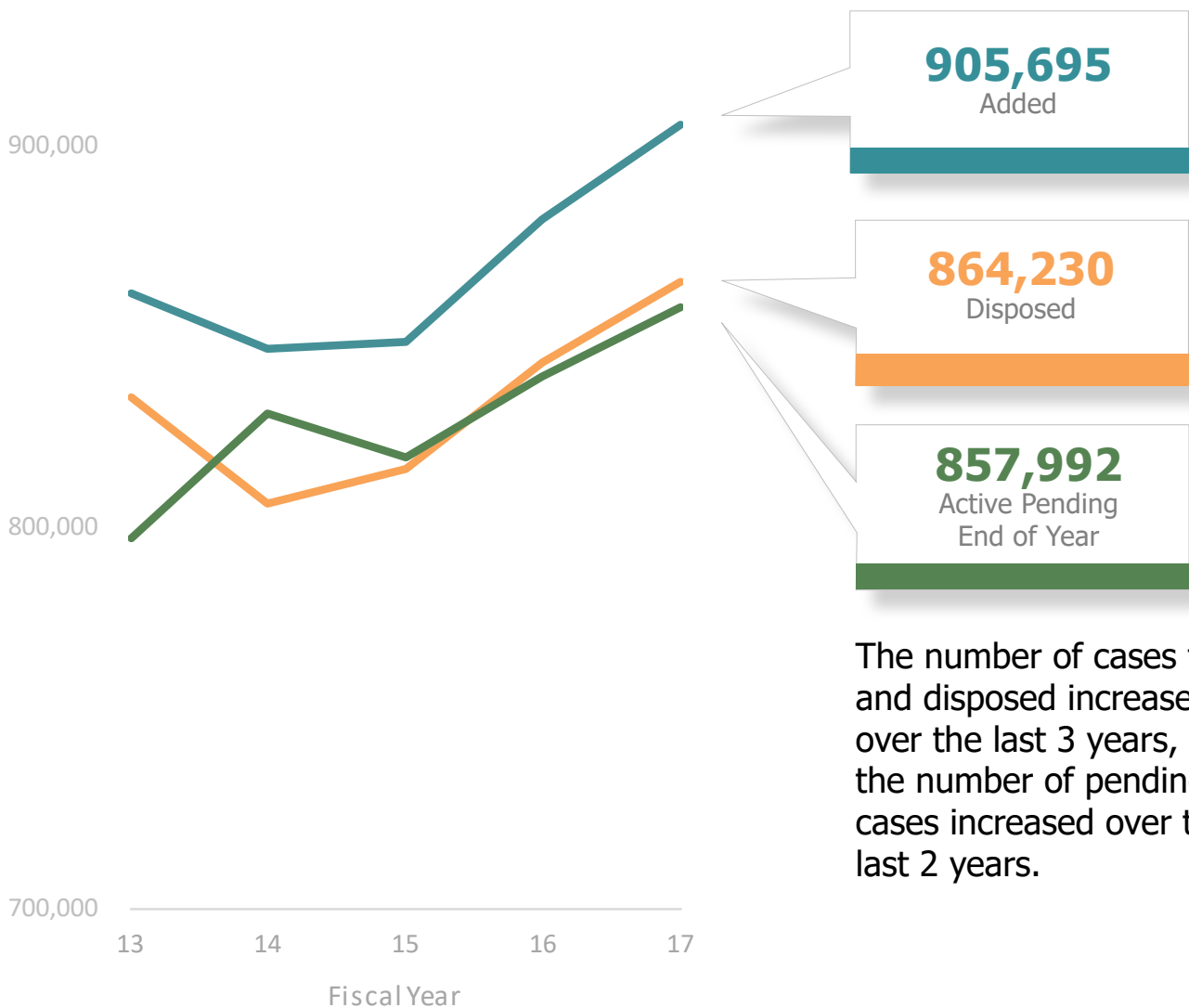
Court-Level Trends

District Courts

The district courts are the trial courts of general jurisdiction of Texas. In general, they have original jurisdiction in felony criminal cases, family law cases, and civil matters in which the amount of money or damages involved is \$200 or more. In counties having statutory county courts, the district courts generally have exclusive jurisdiction in civil cases where the amount in controversy is \$200,000 or more, and concurrent jurisdiction with the statutory county courts in cases where the amount in controversy exceeds \$500 but is less than \$200,000. The district courts also hear juvenile cases and contested matters in probate and guardianship cases. Most courts hear the full array of case types, but in the metropolitan areas there is a tendency for the courts to specialize in civil, criminal, family law, or juvenile matters.

The [geographical area](#) served by each court is established by the Legislature, but each county must be served by at least one district court. In sparsely populated areas of the state, several counties may be served by a single district court, while an urban county may be served by many district courts. In many locations, the geographical jurisdiction of two or more district courts is overlapping.

Caseload and Outcomes



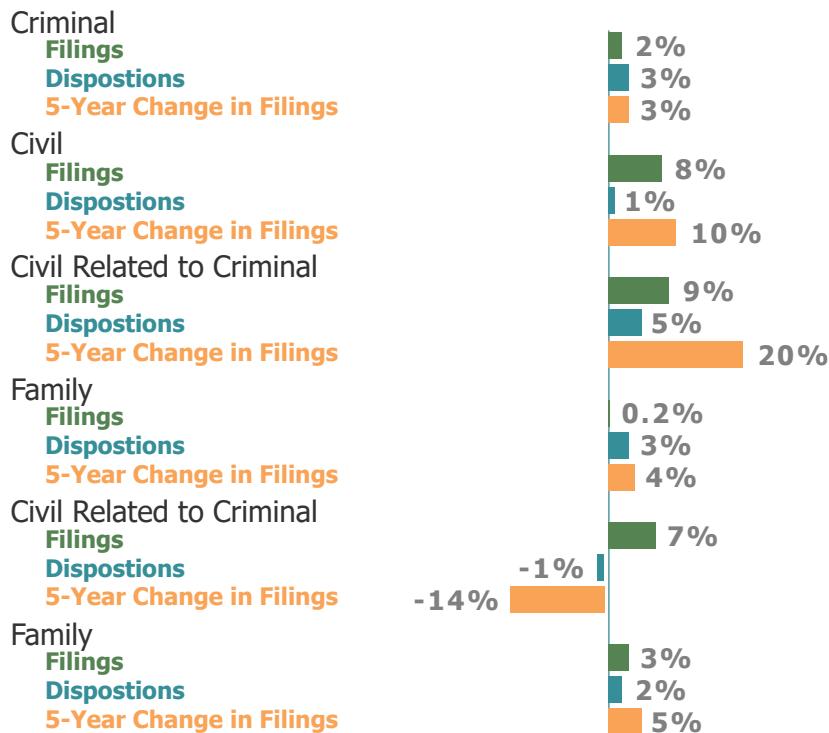
The number of cases filed and disposed increased over the last 3 years, and the number of pending cases increased over the last 2 years.



Court-Level Trends

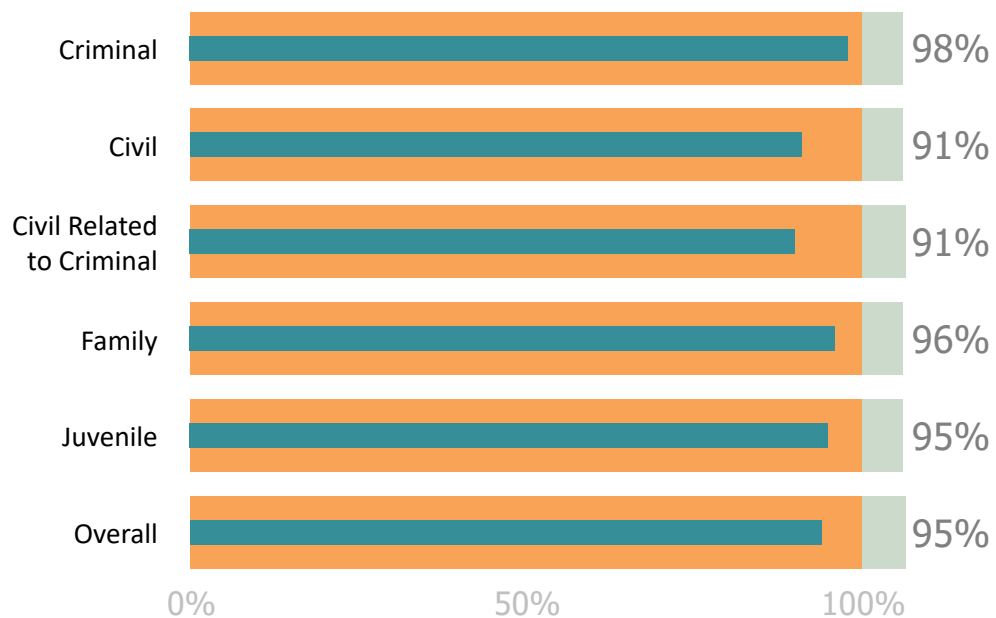
District Courts

Change in Filings



Clearance Rates

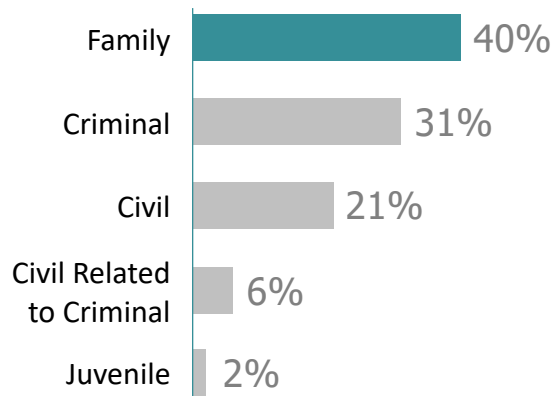
The clearance rates for cases in the district courts were all slightly below 100 percent, indicating that backlogs were growing.



Court-Level Trends

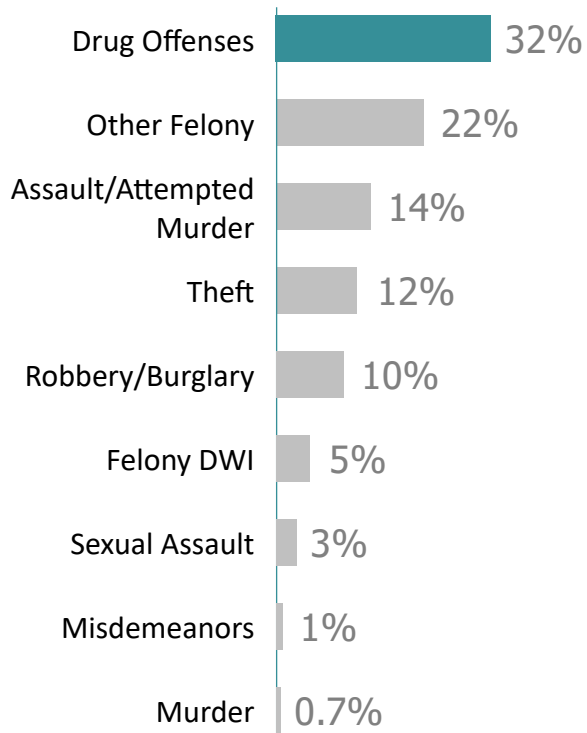
District Courts

40 percent of the 905,695 **cases filed** in district courts were family cases.



Criminal Cases

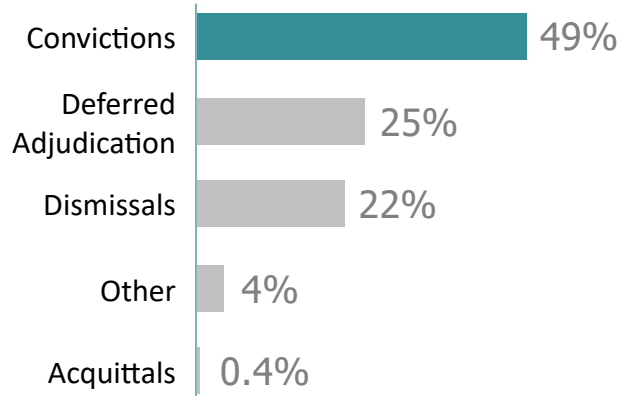
Drug cases accounted for nearly one-third of the 280,002 **criminal cases** filed.




Court-Level Trends

District Courts

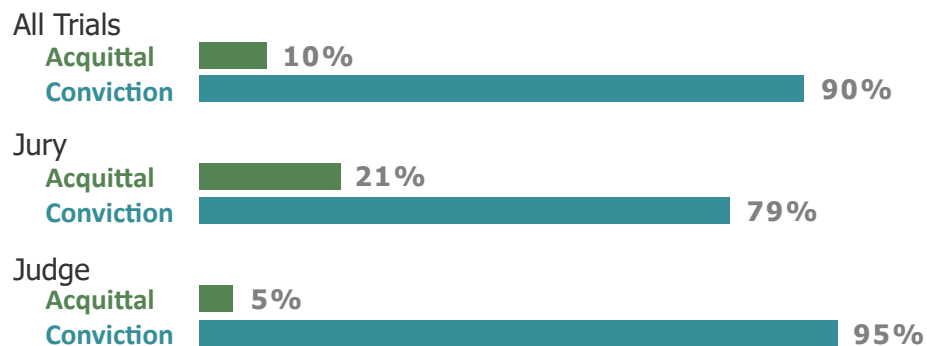
Convictions accounted for nearly half of the 219,009 **criminal cases disposed** (excluding motions to revoke probation or community supervision).



Most convictions resulted from a **guilty or no contest plea**.



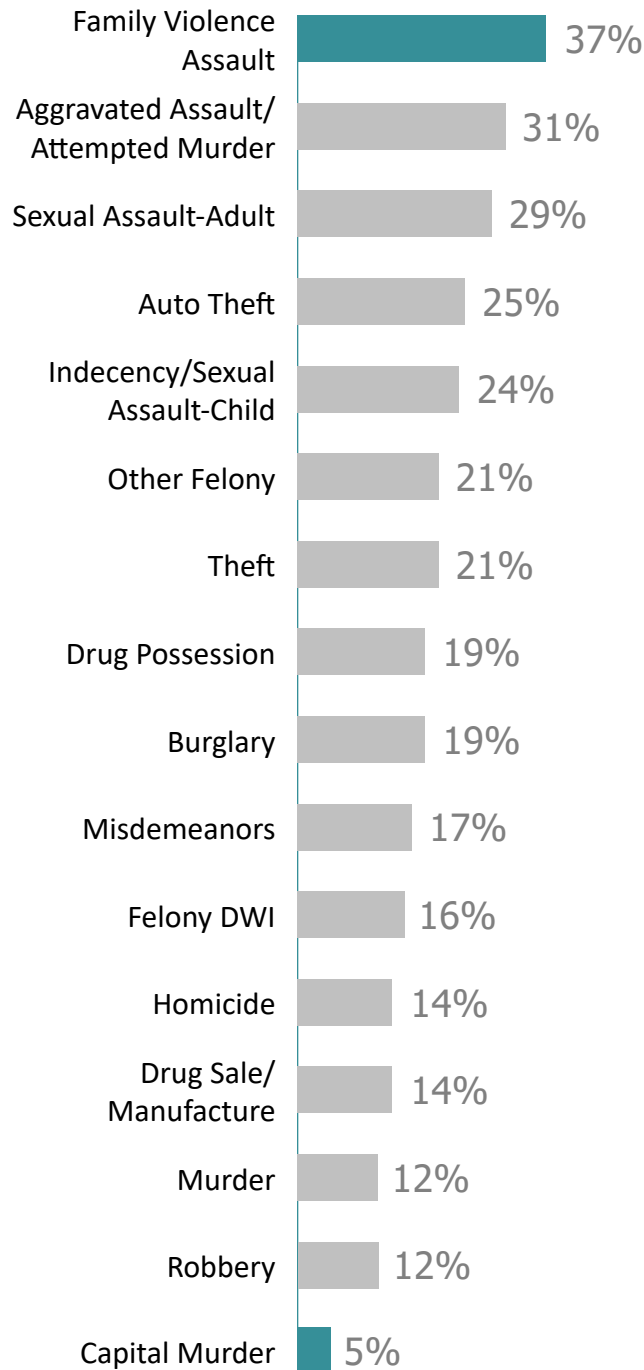
Most trials by judge and a majority of trials by jury resulted in **conviction**. Defendants were most likely to be **acquitted** after a jury trial.



Court-Level Trends

District Courts

Acquittal rates by a jury were highest in **family violence assault** cases and lowest in **capital murder** cases.

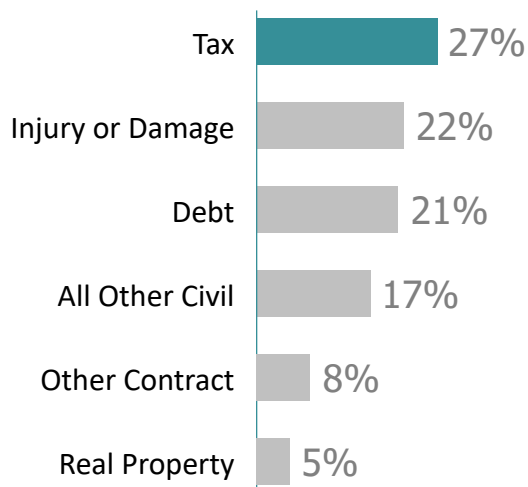


Court-Level Trends

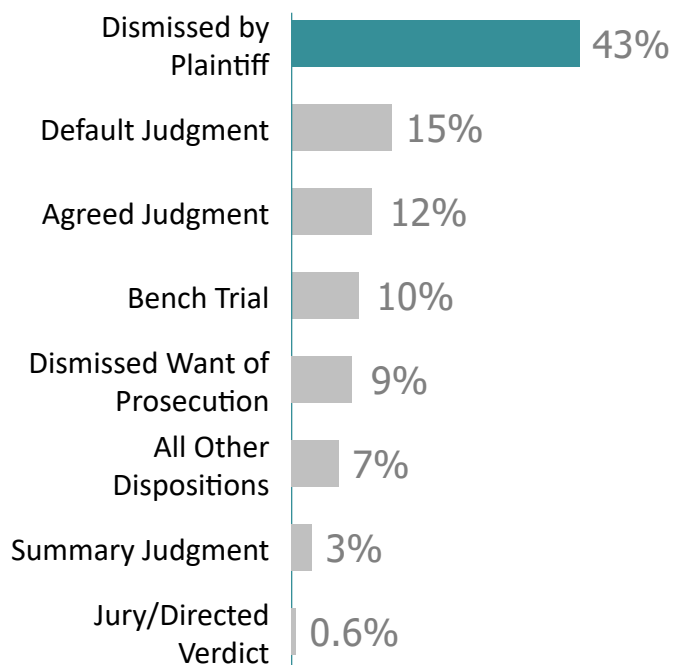
District Courts

Civil Cases

Excluding the nearly 51,000 civil cases related to criminal matters, tax cases accounted for the largest share of the other 191,331 **civil cases filed**.



Excluding civil cases related to criminal matters, more than 40 percent of the 173,577 **cases disposed** of were dismissed by the plaintiff.

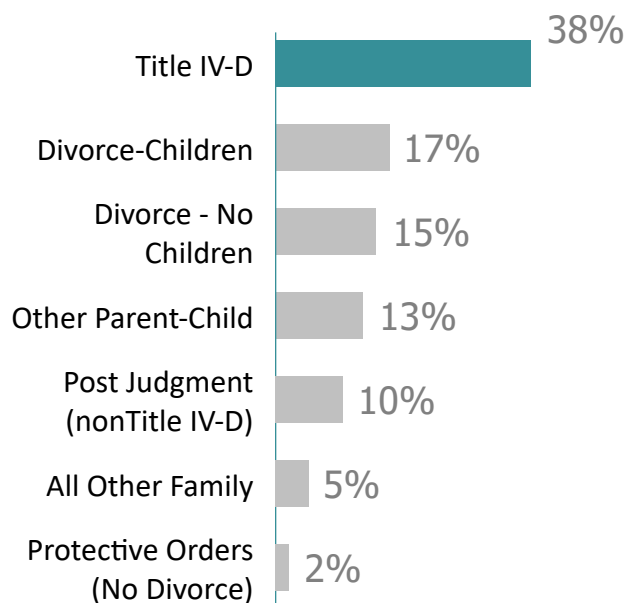


Court-Level Trends

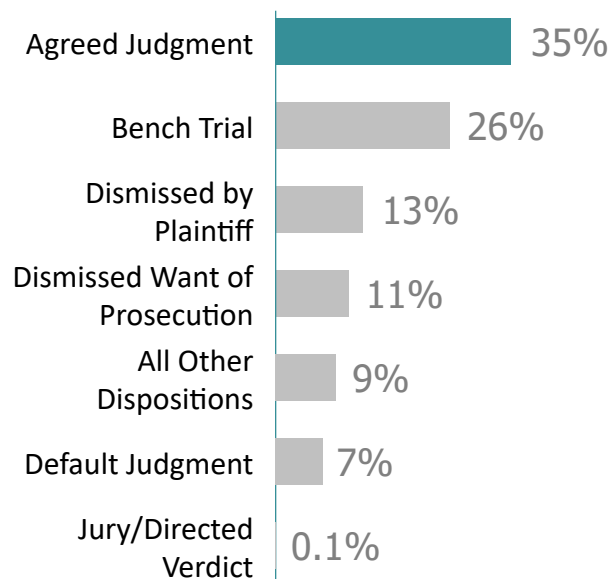
District Courts

Family Cases

Title IV-D (child support) cases accounted for nearly 40 percent of the 359,788 **family cases filed**.



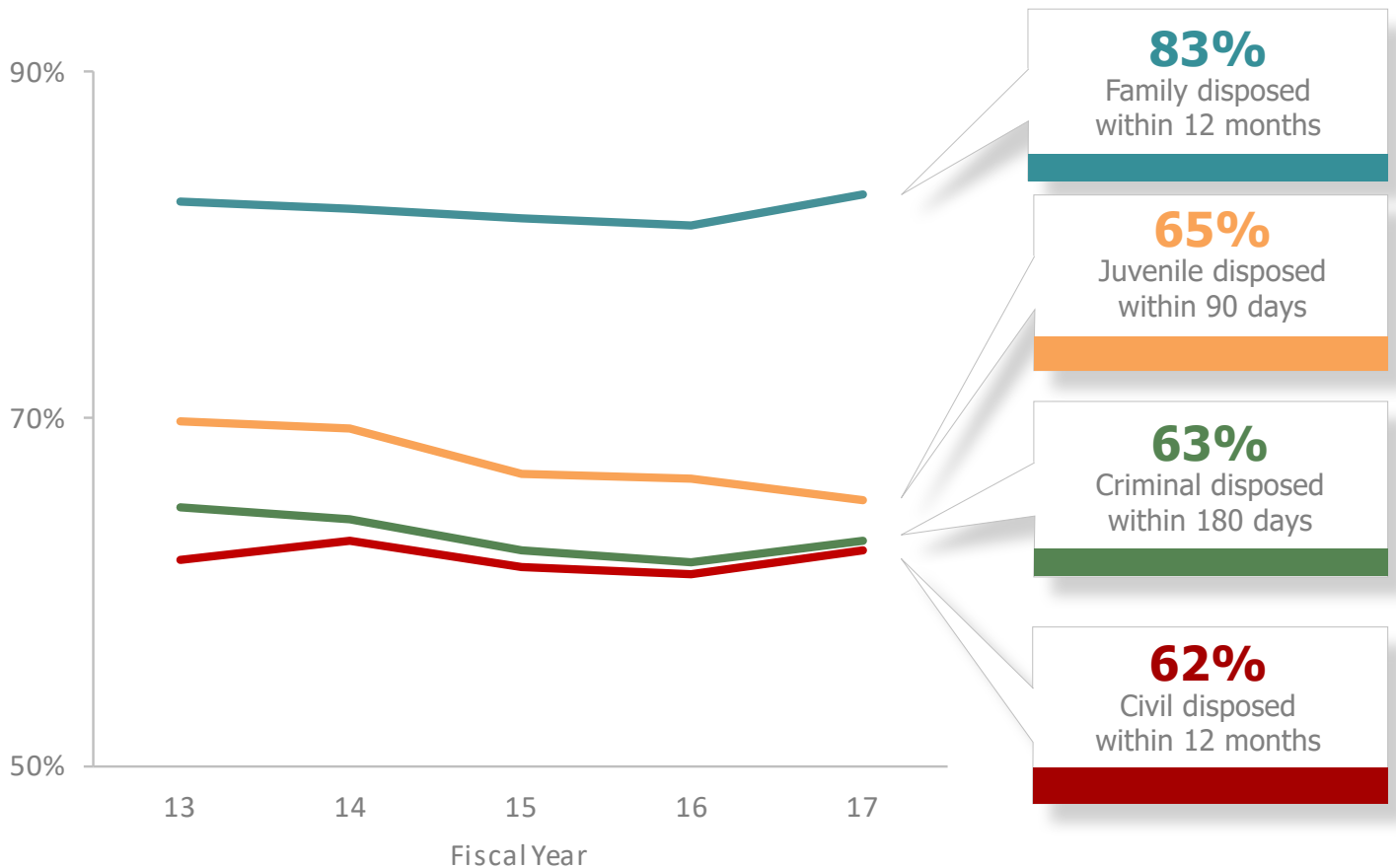
Agreed judgments accounted for the largest share of the 341,406 **family cases disposed**.



Court-Level Trends

District Courts

The percentage of **family** and **civil** cases disposed within 12 months and the percentage of **criminal** cases disposed within 180 days increased over the prior year, while the percentage of **juvenile** cases disposed within 90 days decreased.



Court-Level Trends

Statutory County Courts

STATUTORY COUNTY COURTS (COUNTY COURTS AT LAW)

Because the Constitution limits each county to a single county court, the Legislature has created statutory county courts at law in more populous counties to aid the single county court in its judicial functions. Statutory county courts have jurisdiction over all causes and proceedings prescribed by law for constitutional county courts.

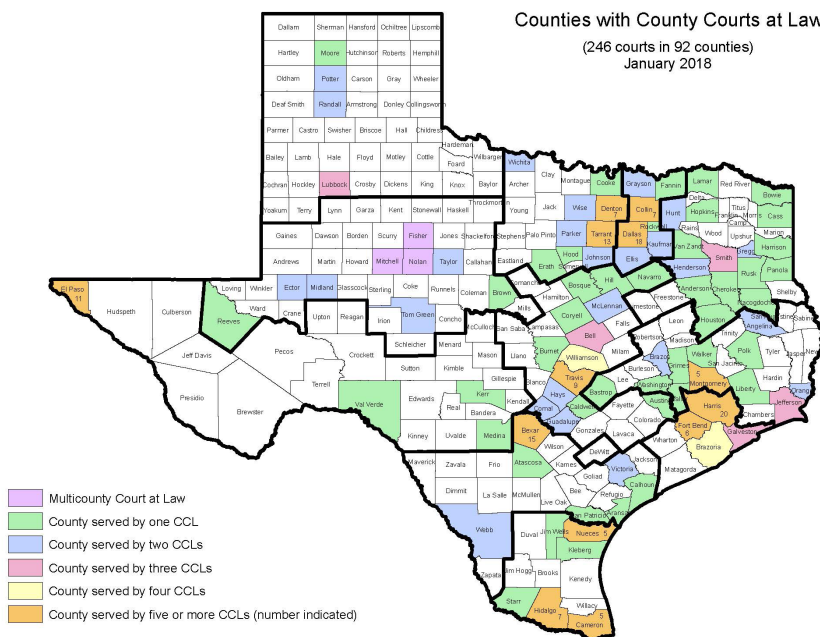
In general, statutory county courts that exercise civil jurisdiction concurrent with the constitutional county court also have concurrent civil jurisdiction with the district courts in: 1) civil cases in which the matter in controversy exceeds \$500 but does not exceed \$200,000 and 2) appeals of final rulings and decisions of the Texas Workers' Compensation Commission. However, the actual jurisdiction of each statutory county court varies considerably according to the statute under which it was created. Some statutory county courts have been established to exercise subject-matter jurisdiction only in specific fields, such as civil, criminal, or appellate cases (from justice or municipal courts). The jurisdiction of a few courts includes limited felony cases.

In 2017, 89 of the state's 254 counties had at least one county court at law in operation. There was also one court that served three counties.

STATUTORY PROBATE COURTS

The Legislature has created specialized probate courts in the more populous counties to hear probate matters exclusively. Statutory probate courts have original and exclusive jurisdiction over their counties' probate matters, guardianship cases, and mental health commitments.

Statutory probate courts are established in 10 of the state's 15 largest metropolitan areas.



Statutory probate courts are located in the following counties:

- Bexar
- Collin
- Dallas
- Denton
- El Paso
- Galveston
- Harris
- Hidalgo
- Tarrant
- Travis

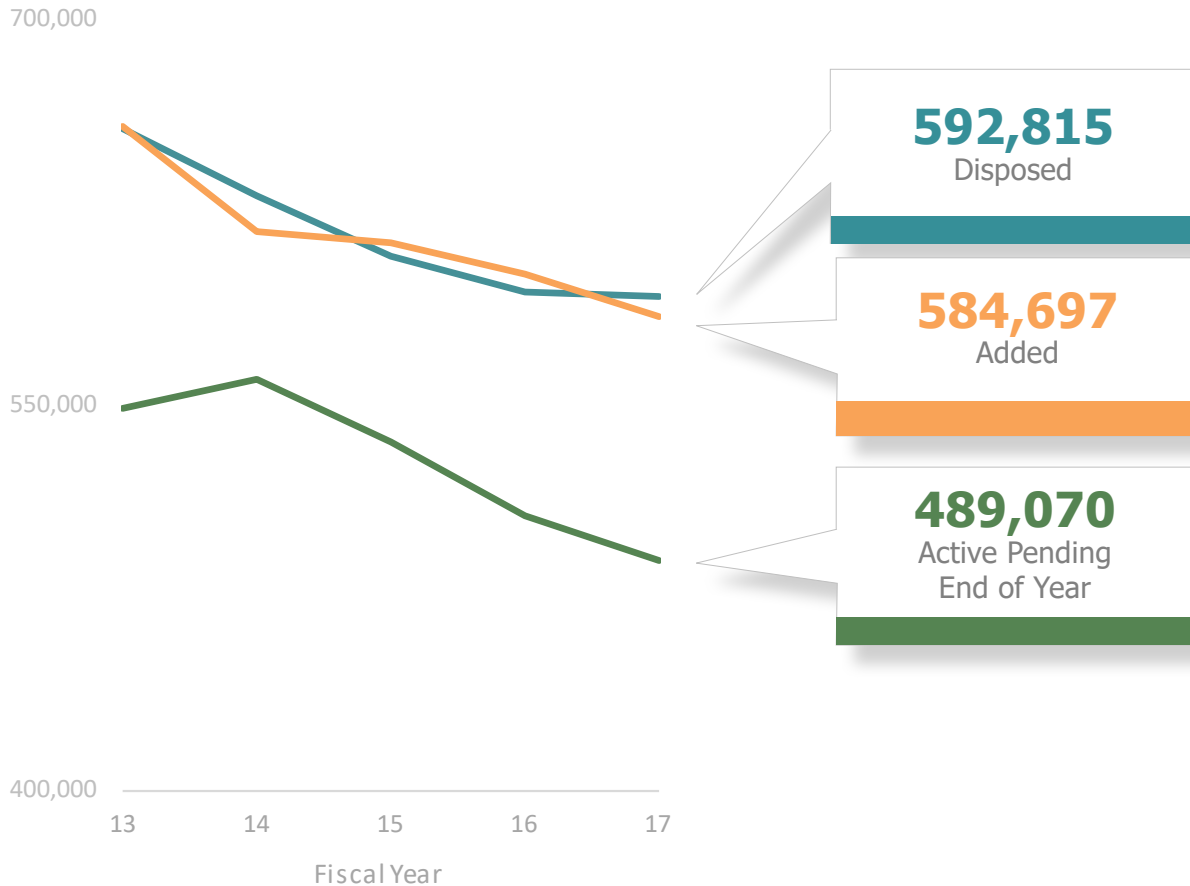


Court-Level Trends

Statutory County Courts

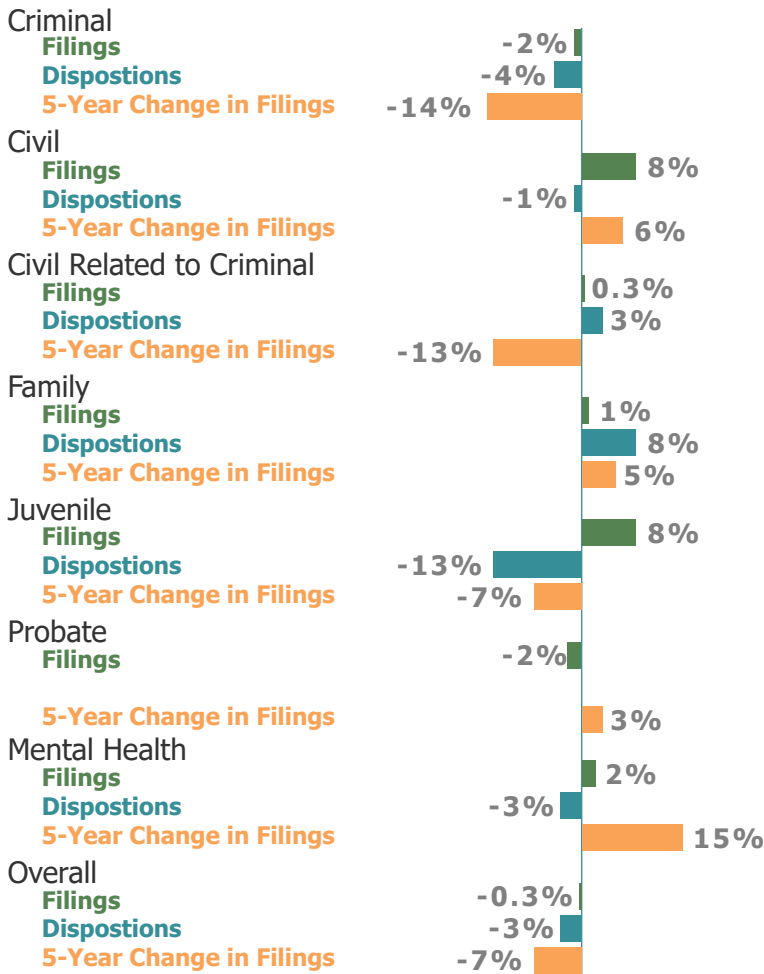
Caseload and Outcomes

The numbers of filings, dispositions, and pending cases have all declined over the last 5 years.



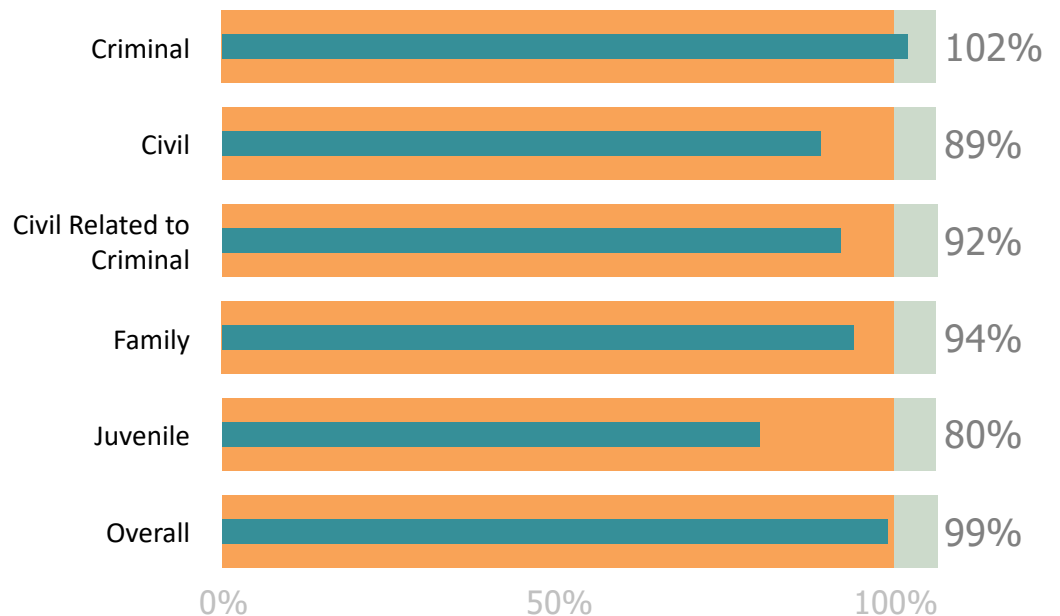
Court-Level Trends

Statutory County Courts



Data on probate case dispositions are not collected.

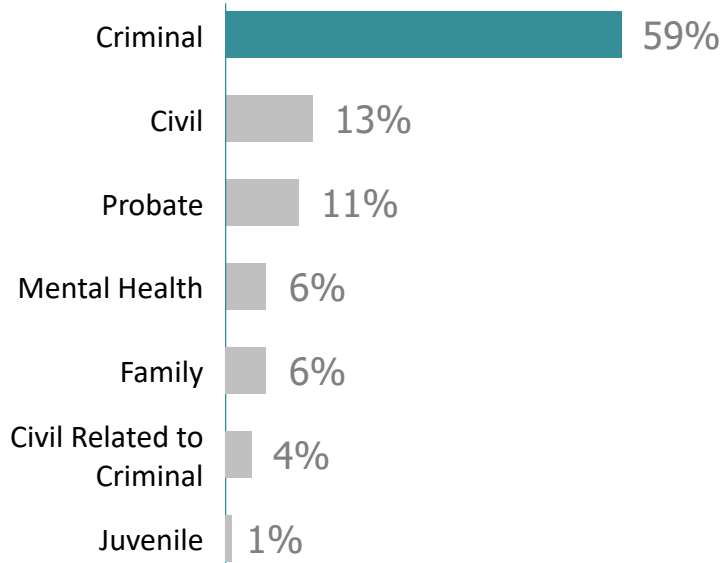
The clearance rate in criminal cases exceeded 100 percent, while the clearance rates in the remaining case types were less than 100 percent, indicating growing backlogs.



Court-Level Trends

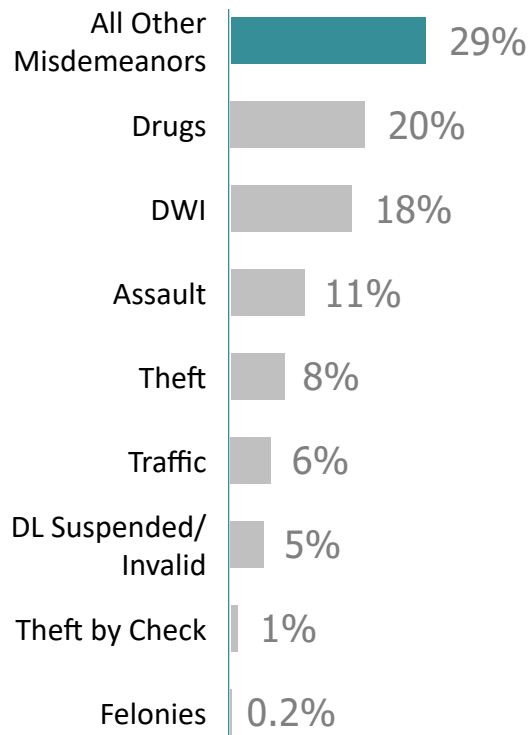
Statutory County Courts

A majority of the more than 717,005 **cases filed** in statutory county courts were criminal cases.



Criminal Cases

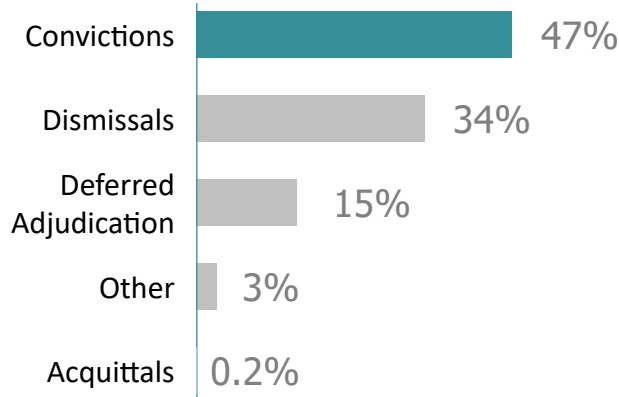
"All other misdemeanor" cases accounted for nearly 30 percent of the 422,668 **misdemeanor cases filed**.



Court-Level Trends

Statutory County Courts

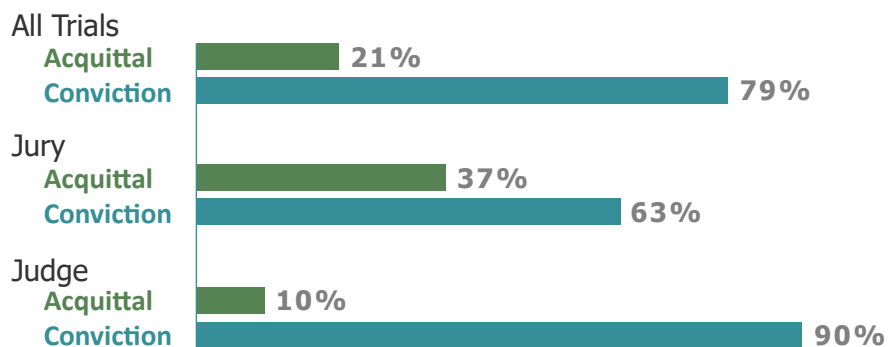
Convictions accounted for nearly half of the 397,396 **criminal cases disposed** (excluding motions to revoke probation or community supervision).



Most convictions resulted from a **guilty or no contest plea**.



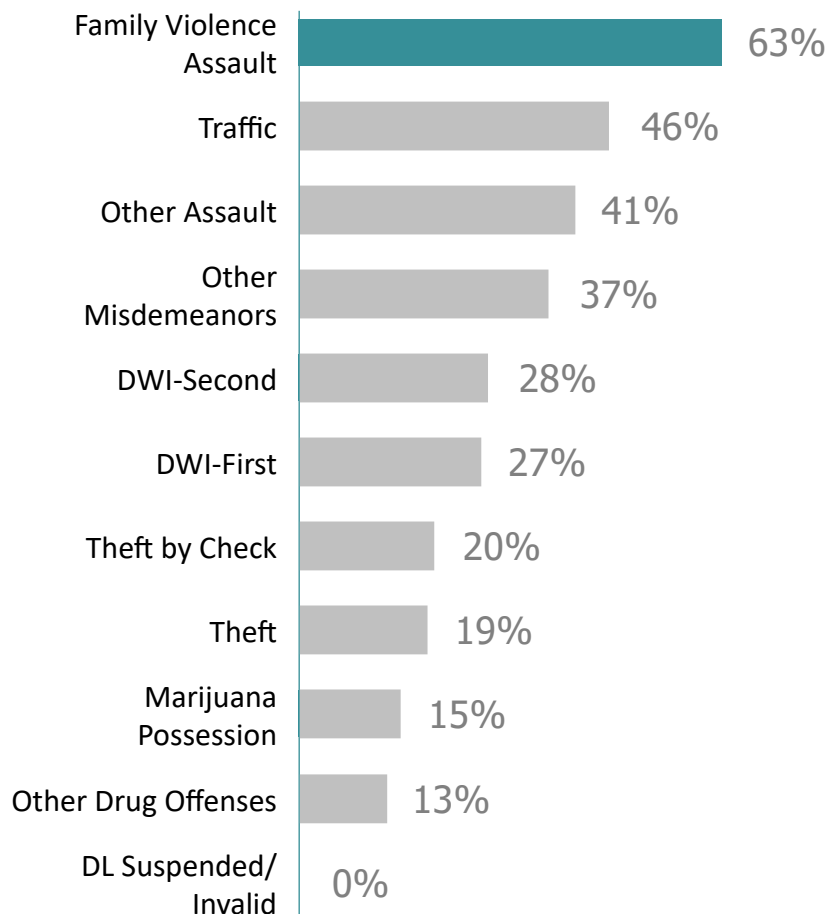
The majority of trials, whether by judge or by jury, resulted in **conviction**. Defendants were more likely to be **acquitted** in jury trials.



Court-Level Trends

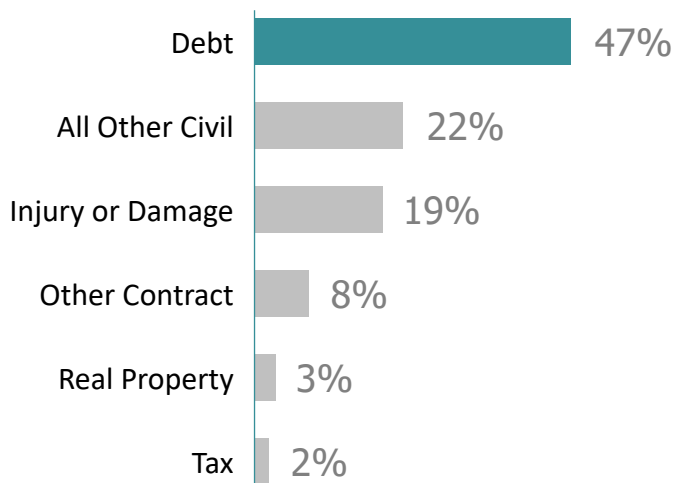
Statutory County Courts

Acquittal rates by a jury were highest in **family violence assault** cases and lowest in suspended or invalid driver license cases.



Civil Cases

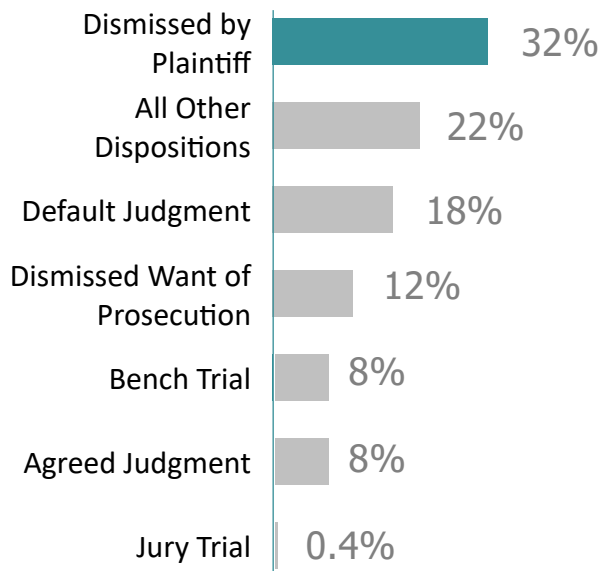
Excluding the more than 32,000 civil cases related to criminal matters (i.e., bond forfeiture, occupational license, nondisclosure, and other matters), debt cases accounted for nearly half of the 89,631 other **civil cases filed**.



Court-Level Trends

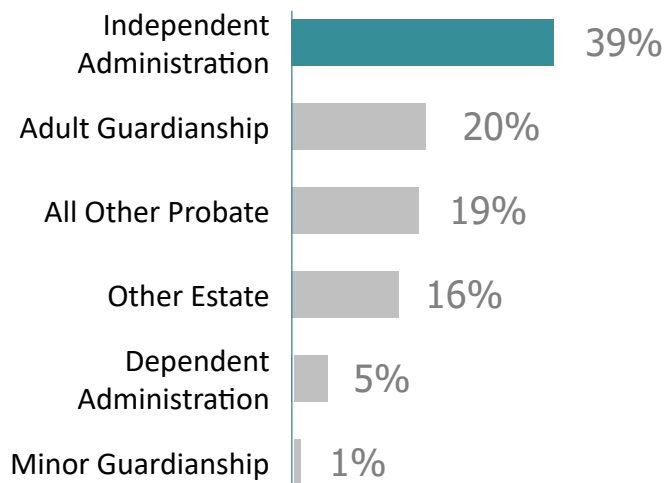
Statutory County Courts

Excluding civil cases related to criminal matters, nearly one-third of the 79,797 **cases disposed** of were dismissed by the plaintiff.



Probate and Guardianship Cases

Nearly 40 percent of the 79,186 **probate cases filed** were estate cases involving an application for independent administration.

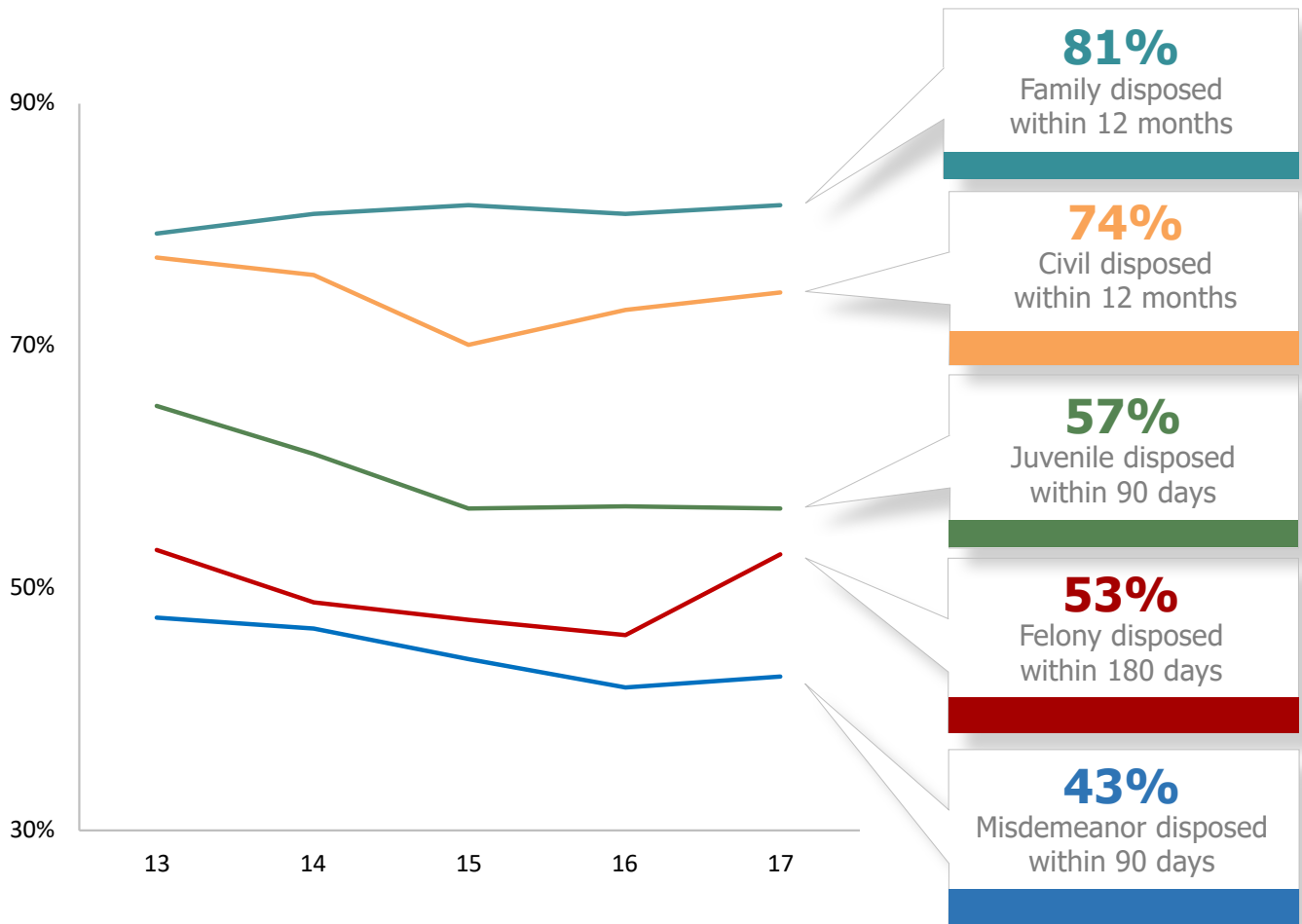


Court-Level Trends

Statutory County Courts

Case Processing Times

The percentage of **felony** cases disposed within 180 days and the percentage of **civil** cases disposed within 12 months increased notably. The percentage of **family** cases disposed within 12 months and the percentage of **misdemeanor** cases disposed within 90 days increased very slightly, while the percentage of juvenile cases disposed within 90 days remained steady.



Court-Level Trends

Constitutional County Courts

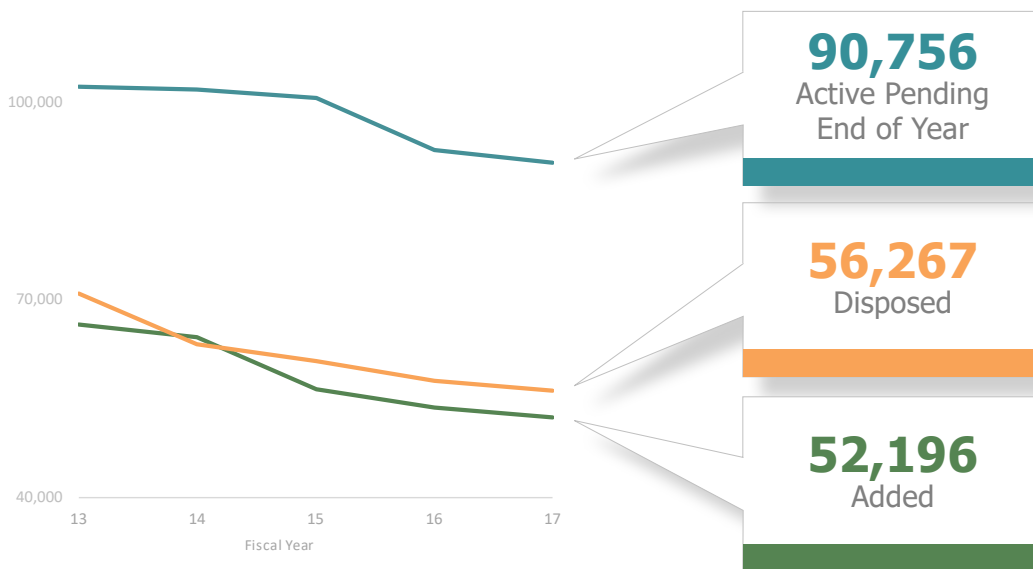
CONSTITUTIONAL COUNTY COURTS

The Texas Constitution provides for a county court in each of the 254 counties of the state, though not all courts have a judicial function. In the more populous counties, the county judge may devote his or her full attention to the administration of county government. In 2017, the county judge in 43 counties either had no judicial function or assisted only on an as-needed basis with cases filed in another court.

The constitutional county courts have original jurisdiction over all criminal cases involving Class A and Class B misdemeanors, other than those involving official misconduct, where punishment for the offense is by fine exceeding \$500 or a jail sentence not to exceed one year. These courts have jurisdiction in civil cases where the matter in controversy is between \$200 and \$10,000, as well as in juvenile, probate, guardianship, and mental health cases. The courts typically also have appellate jurisdiction in cases appealed from justice of the peace and municipal courts.

Caseload and Outcomes

The number of filings, dispositions, and pending cases have all declined over the last 5 years.

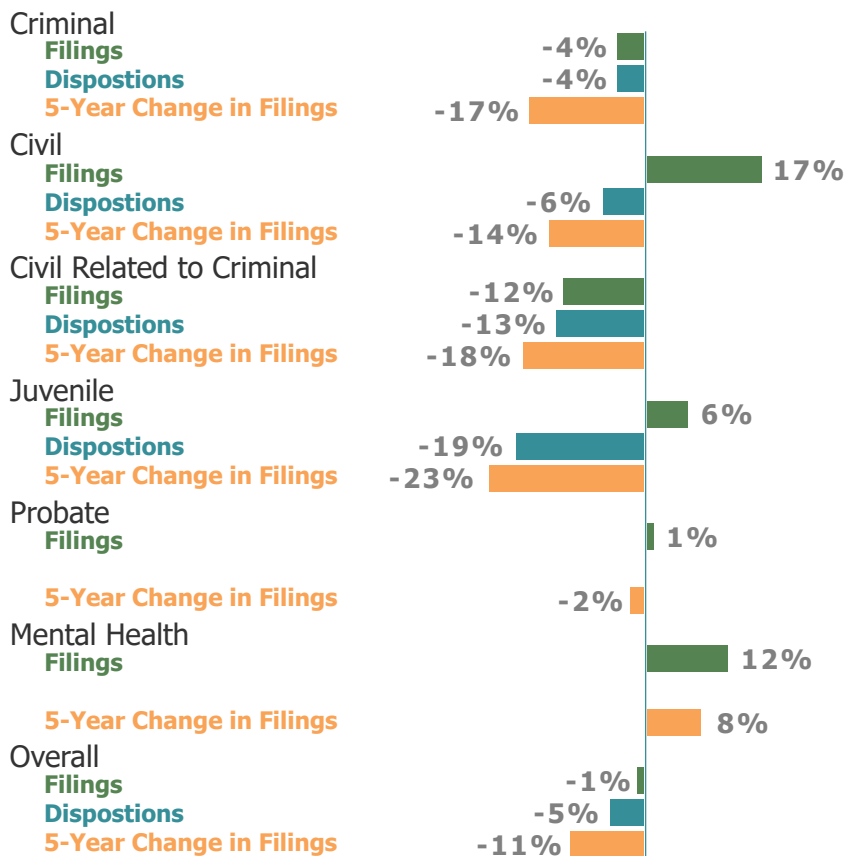


Court-Level Trends

Constitutional County Courts

Change from Previous Year

The numbers of filings, dispositions, and pending cases have all declined over the last 5 years, except in mental health cases.



Data on probate case dispositions are not collected.

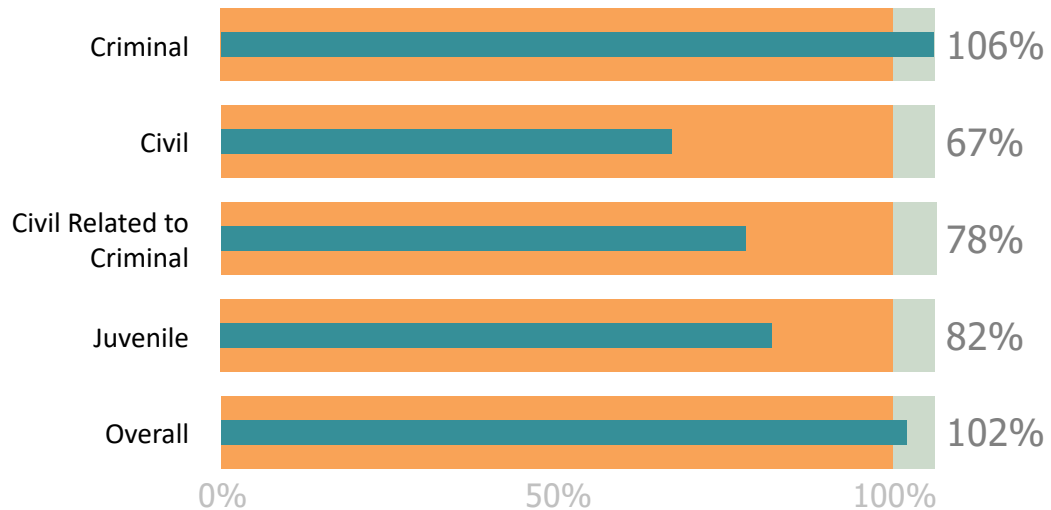


Court-Level Trends

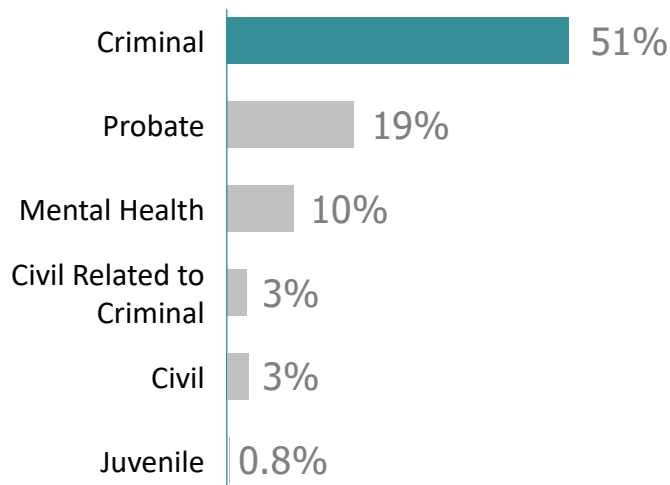
Constitutional County Courts

Clearance Rates

The case clearance rate exceeded 100 percent in criminal cases, but was significantly lower in the other case types.



The majority of the 83,172 **cases filed** in constitutional county courts were criminal cases.

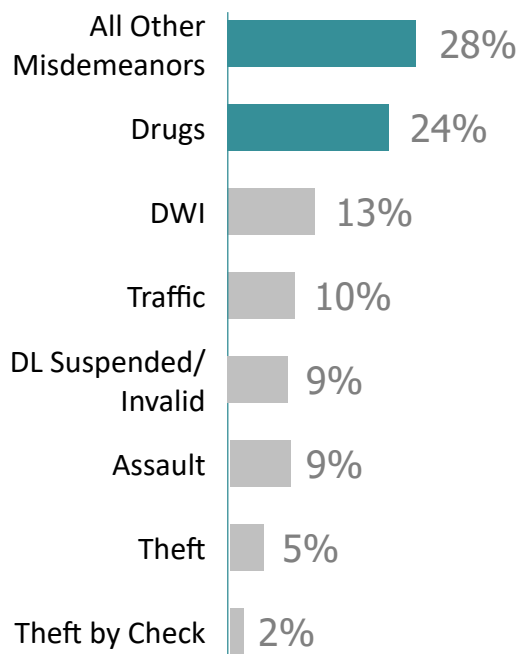


Court-Level Trends

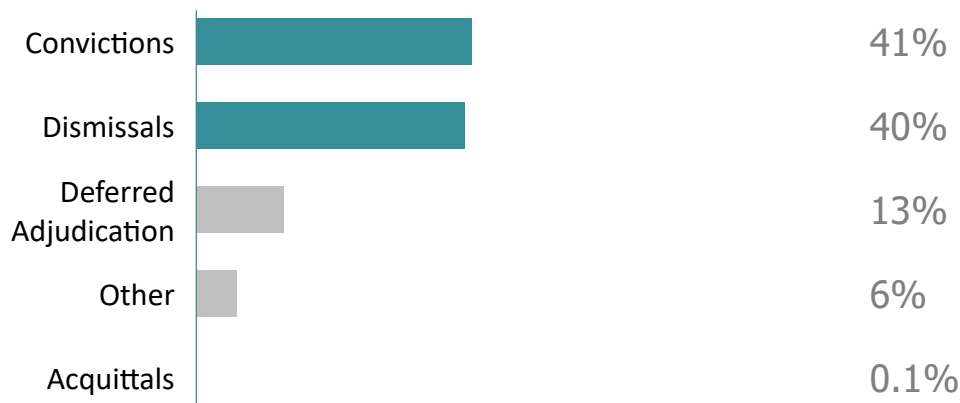
Constitutional County Courts

Criminal Cases

"All other misdemeanor" cases accounted for more than one-quarter of the 48,700 **misdemeanor cases filed**, and drug cases accounted for another quarter.




Convictions were the most common outcome in the 48,369 **criminal cases disposed** (excluding motions to revoke probation or community supervision), but dismissals accounted for almost as large a share as convictions.



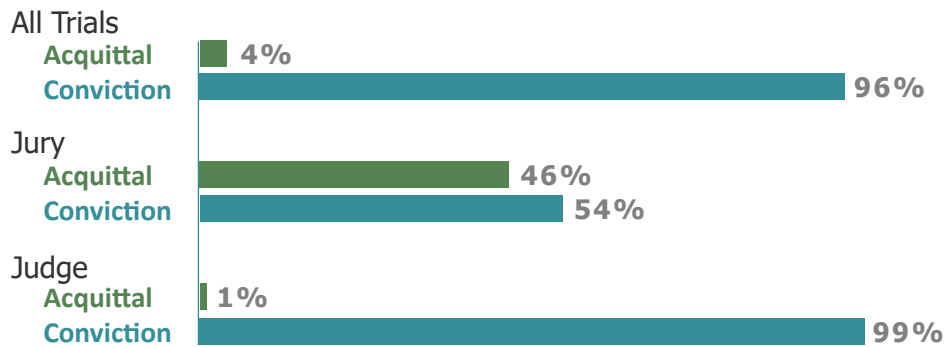
Court-Level Trends

Constitutional County Courts

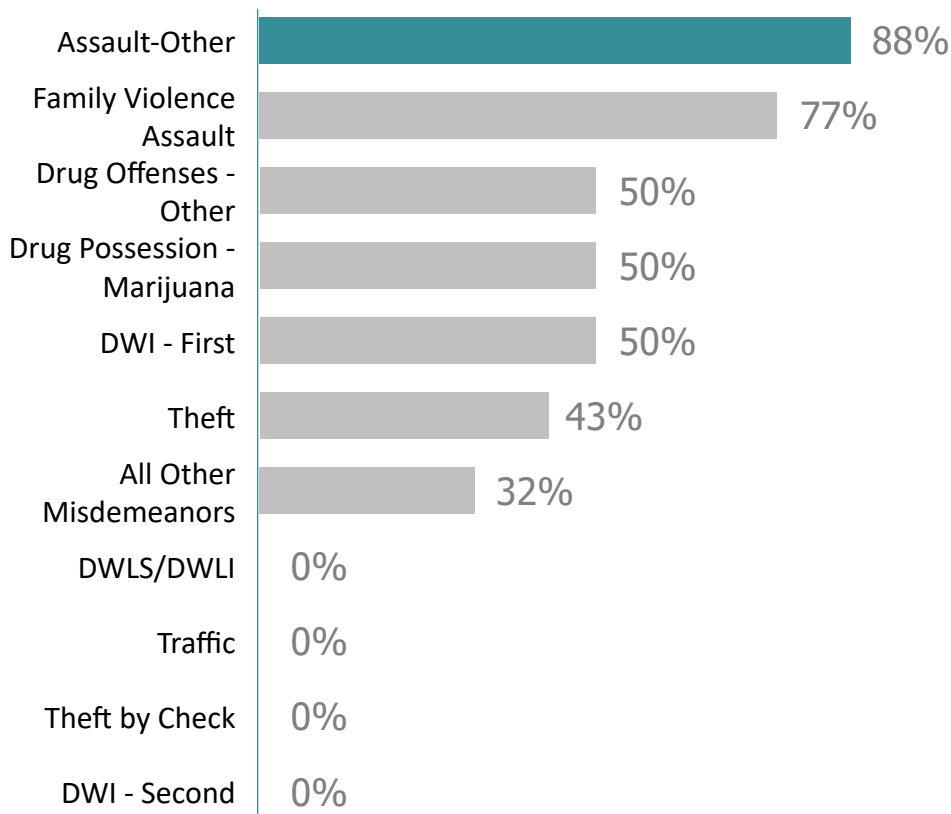
Most convictions resulted from a **guilty or no contest plea**.



Most trials by judge and more than 50 percent of trials by jury resulted in **conviction**.



Acquittal rates by a jury were highest in **assault** cases.

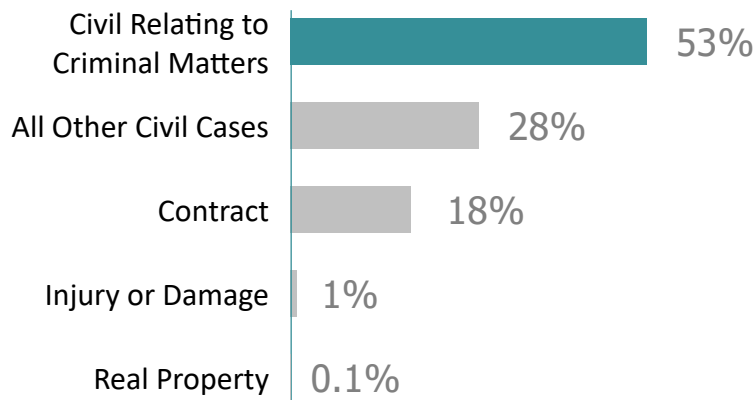


Court-Level Trends

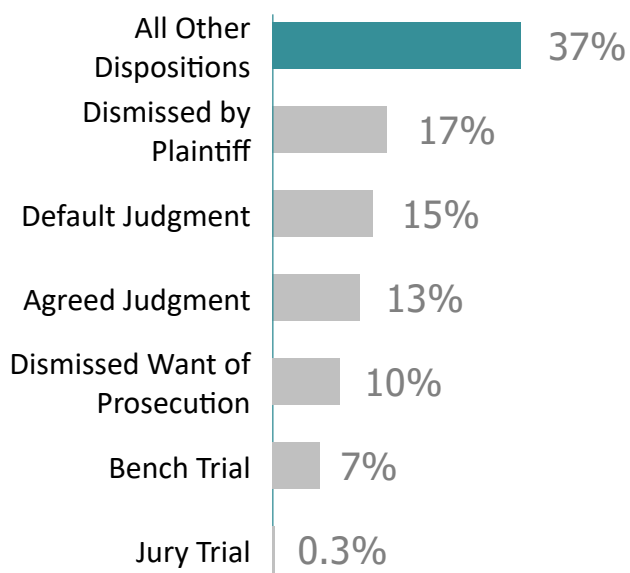
Constitutional County Courts

Civil Cases

The majority of the 5,759 **civil cases filed** were related to criminal cases (i.e., bond forfeiture, occupational license, nondisclosure, and other matters).



Excluding civil cases related to criminal matters, nearly 40 percent of the 1,814 **cases disposed** of were reported under “all other dispositions,” a catch-all category.

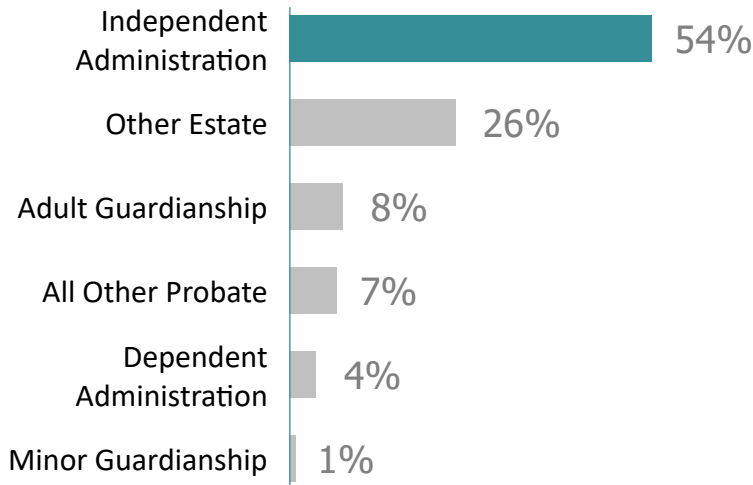


Court-Level Trends

Constitutional County Courts

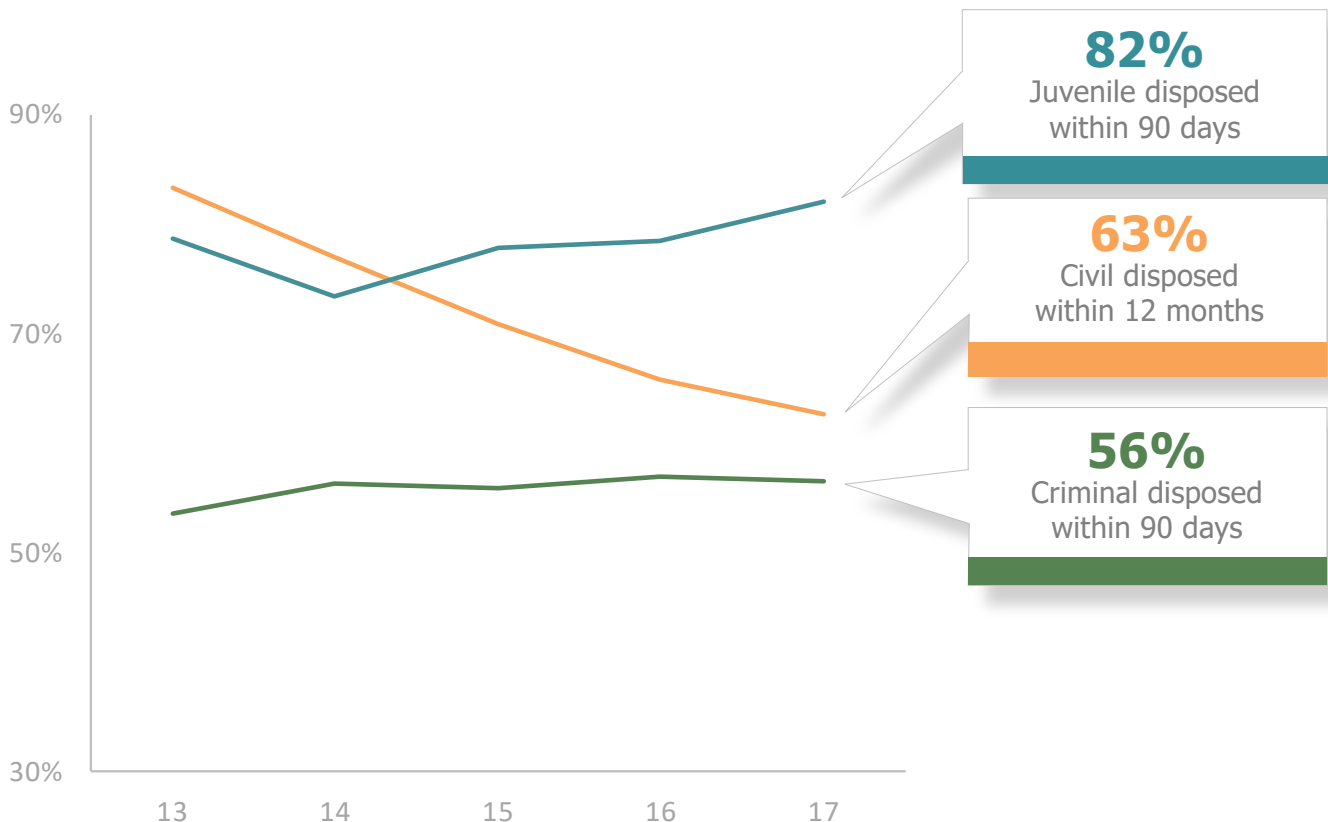
Probate and Guardianship Cases

More than half of the 18,298 **probate cases filed** were estate cases involving an application for independent administration.



Time to Disposition

The percentage of **juvenile** cases disposed within 90 days increased, while the percentage of **civil** cases disposed within 12 months declined. The percentage of **misdemeanor** cases disposed within 90 days remained nearly constant.



Court-Level Trends

Justice Courts

Justice courts have original jurisdiction in Class C misdemeanor criminal cases, which are punishable only by a fine. These courts also have jurisdiction in civil actions of not more than \$10,000, small claims, eviction, and repair and remedy, and truancy cases. Appeals from the justice courts go to the constitutional county court, the county court at law, or the district court for a trial de novo—the case is heard as if the first trial had not been held.

The justice of the peace also serves in the capacity of a magistrate, with the authority to issue warrants for the arrest of persons charged with the commission of felony or misdemeanor offenses. A magistrate may hold preliminary hearings, reduce testimony to writing, discharge the accused, or remand the accused to jail and set bail.

The Texas Constitution requires that each county in the state establish between one and eight justice of the peace precincts. The number of precincts is dictated by the population of the county. The population of the precinct determines whether one or two justice courts are established in each precinct.



**Williamson County, Justice of the Peace, Pct. 3
Georgetown, Tx**

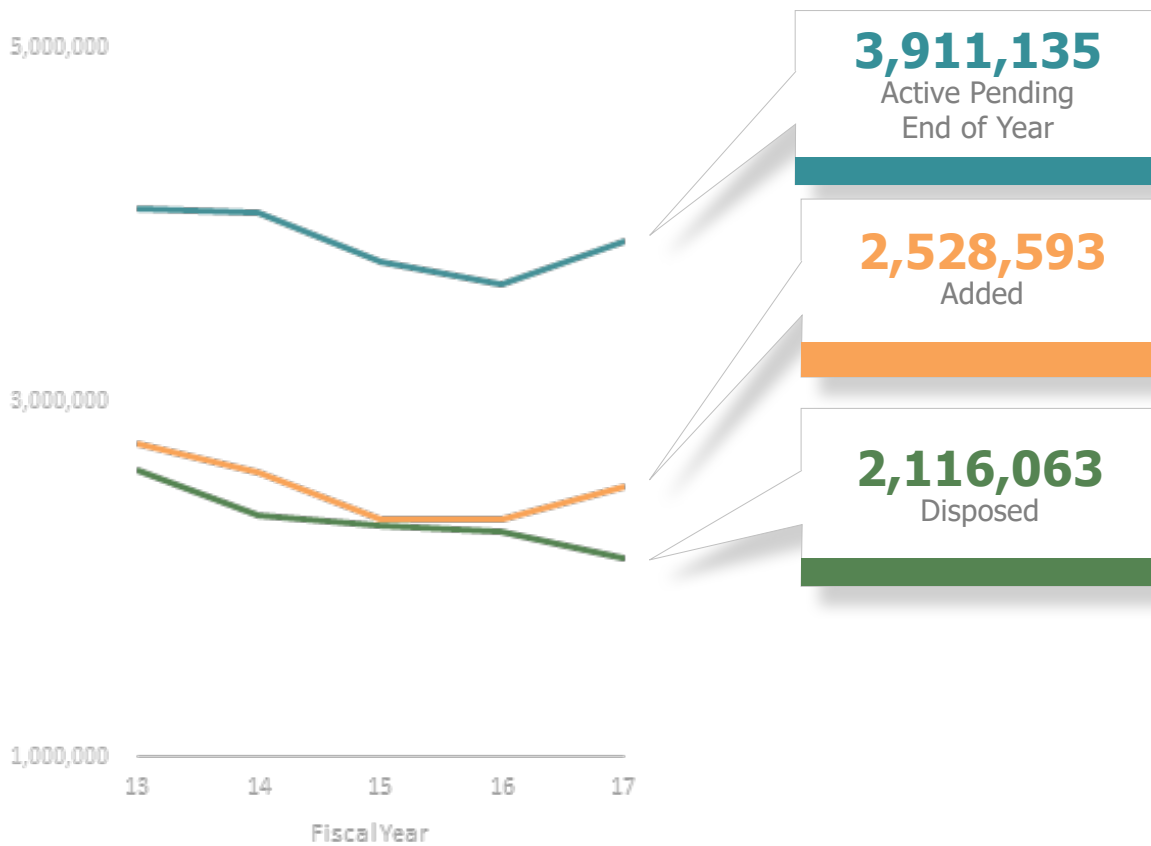


Court-Level Trends

Justice Courts

Caseload and Outcomes

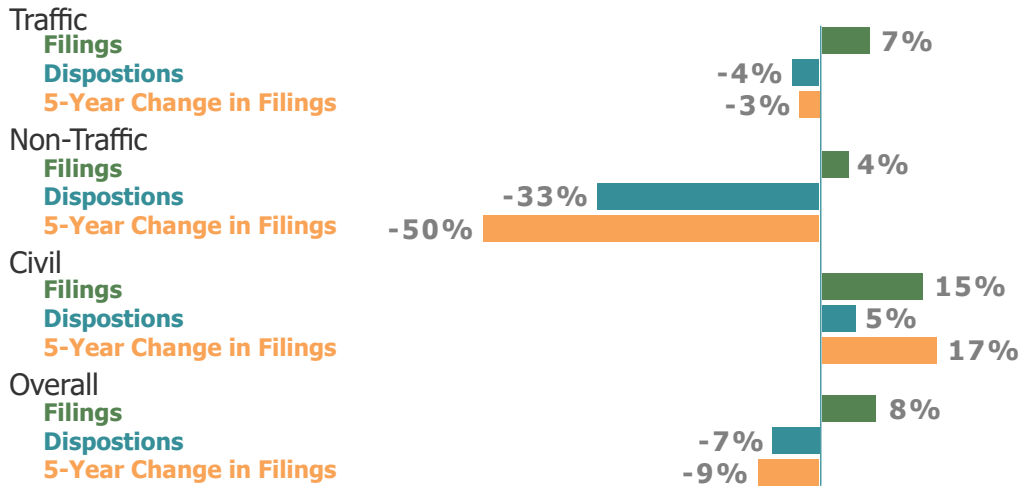
The number of cases added to the dockets of the justice courts increased 8 percent from the previous year, while the number of dispositions declined by 7 percent. This resulted in an increase in the number of active cases pending.



Court-Level Trends

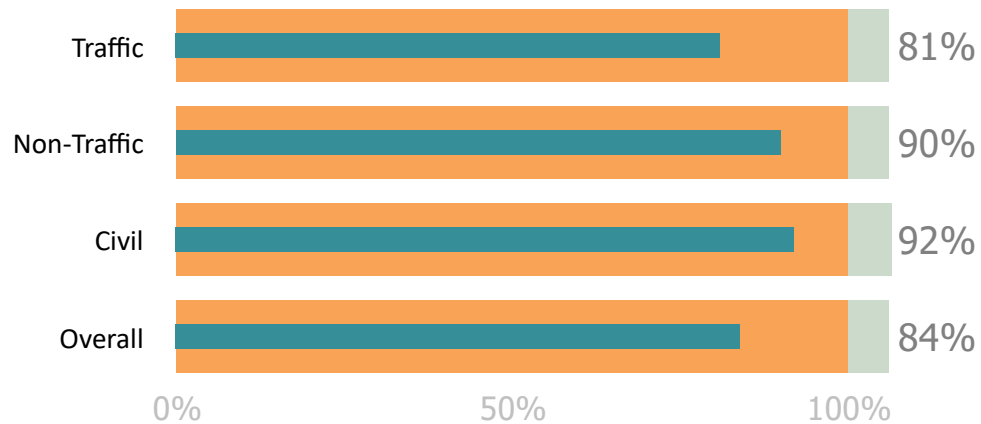
Justice Courts

Change in Previous Year

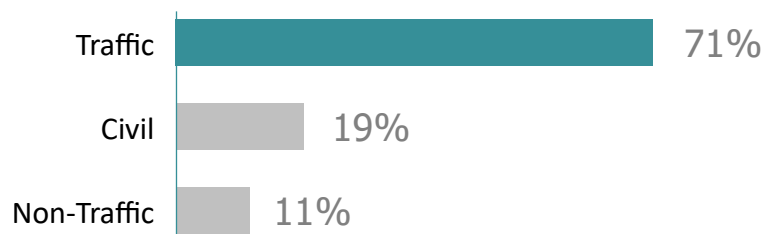


Clearance Rates

The clearance rates for cases in the justice courts were all below 100 percent, meaning that the number of cases pending grew.



The majority of the 2,528,593 **cases filed** in justice courts were traffic cases.

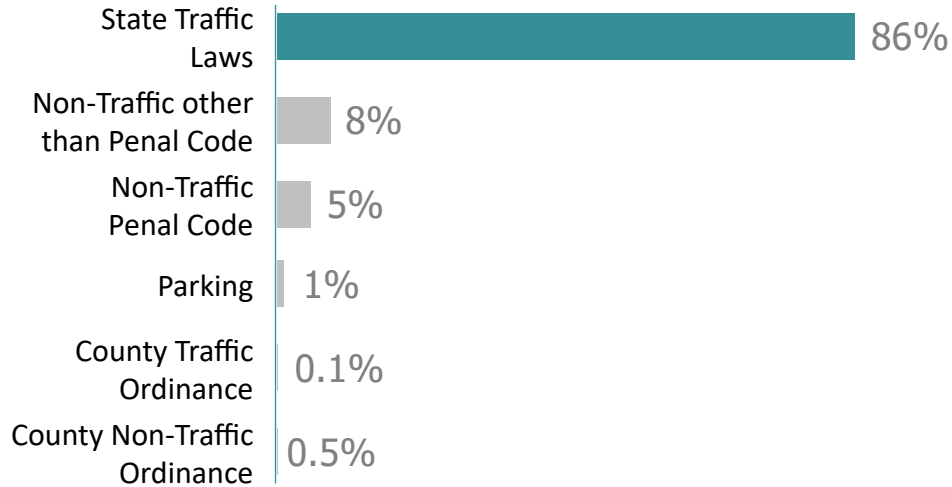


Court-Level Trends

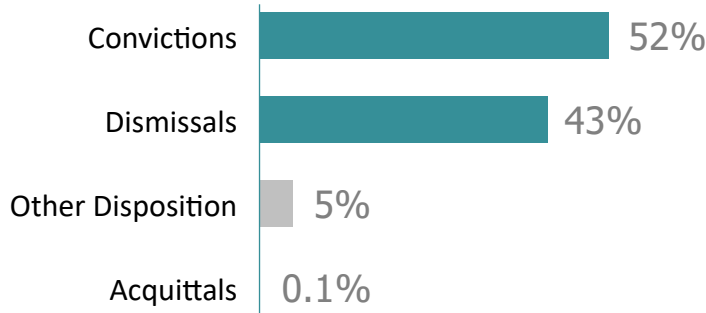
Justice Courts

Criminal Cases

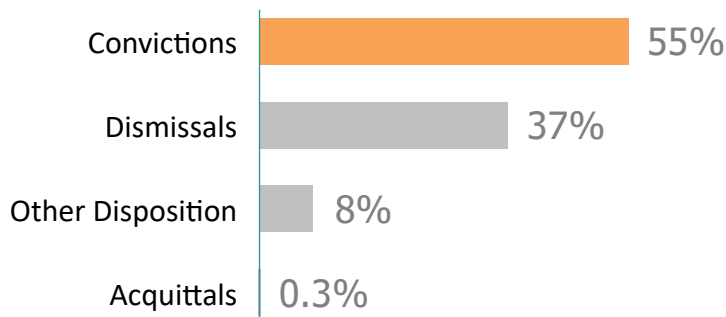
A large majority of the 2,050,299 criminal cases filed involved violations of **state traffic laws**.



More than half of **traffic** cases resulted in a conviction. More than 40 percent of cases were dismissed.



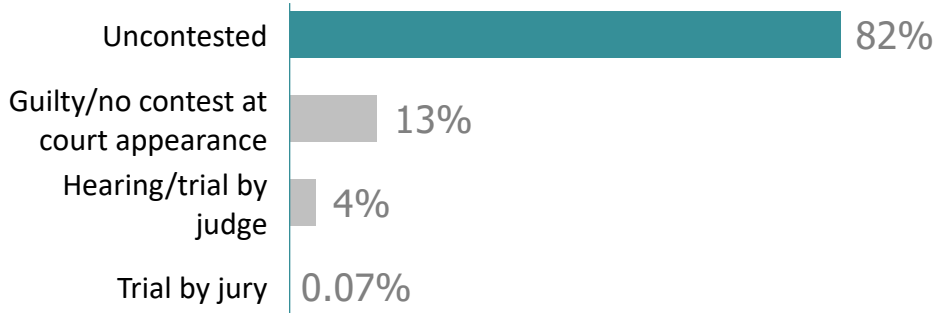
More than half of **non-traffic** cases resulted in convictions.



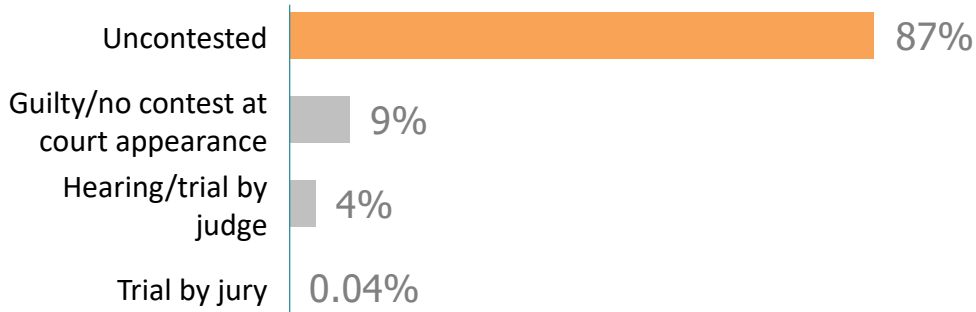
Court-Level Trends

Justice Courts

More than 80 percent of **convictions in traffic** cases were the result of the submission of a guilty or no contest plea or payment of a fine without a plea being entered prior to a court appearance or trial.



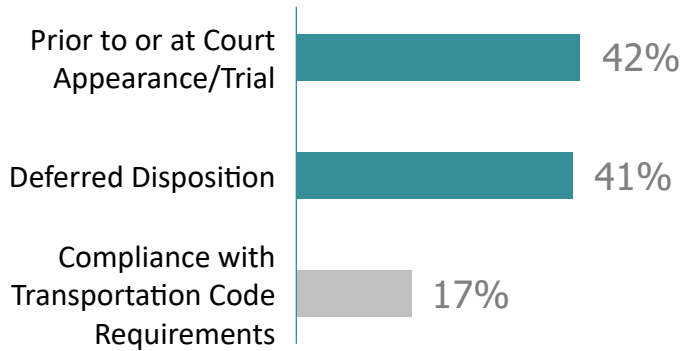
Nearly 90 percent of **convictions in non-traffic** cases were the result of the submission of a guilty or no contest plea or payment of a fine without a plea being entered prior to a court appearance or trial.



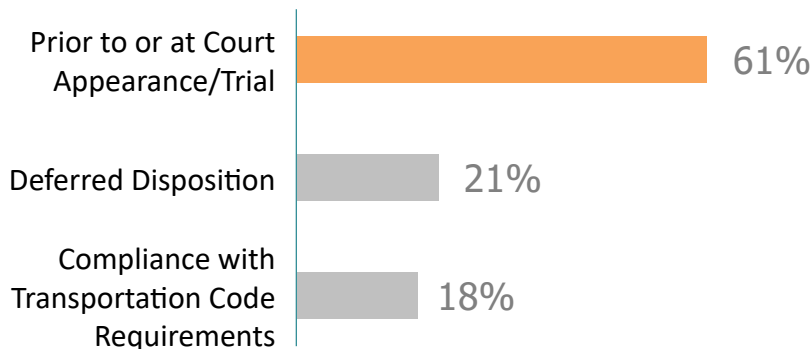
Court-Level Trends

Justice Courts

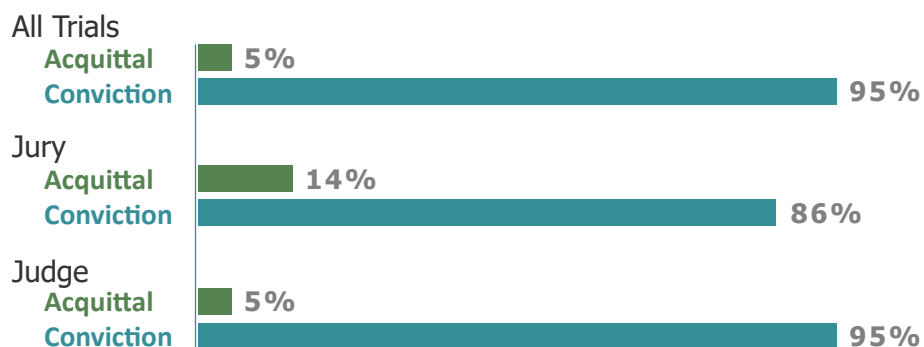
More than 40 percent of **dismissals in traffic** cases were cases dismissed prior to or at the defendant's court appearance or trial. A nearly equal percentage of dismissals occurred after the defendant completed the requirements of a deferred disposition.



Approximately 60 percent of **dismissals in non-traffic** cases were cases dismissed prior to or at the defendant's court appearance or trial.



Most trials resulted in a **conviction**, though the **acquittal** rate was higher in cases tried by a jury.

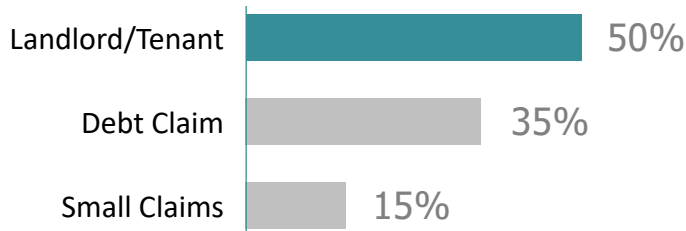


Court-Level Trends

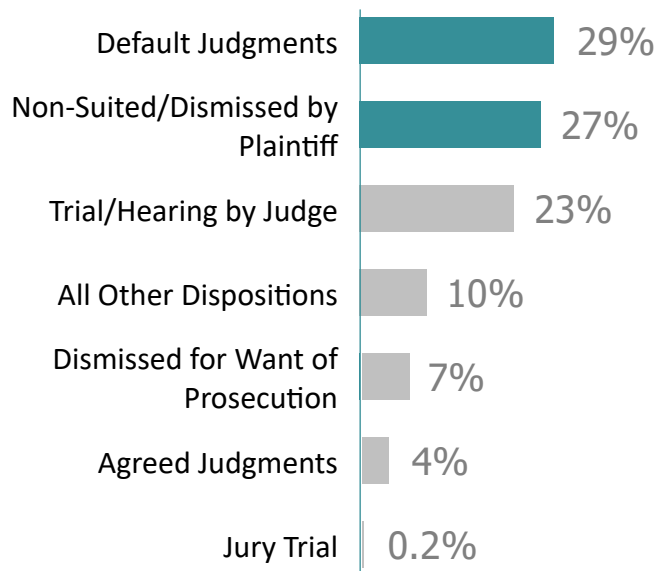
Justice Courts

Civil Cases

Half of the 478,294 **civil cases filed** involved landlord/tenant matters.

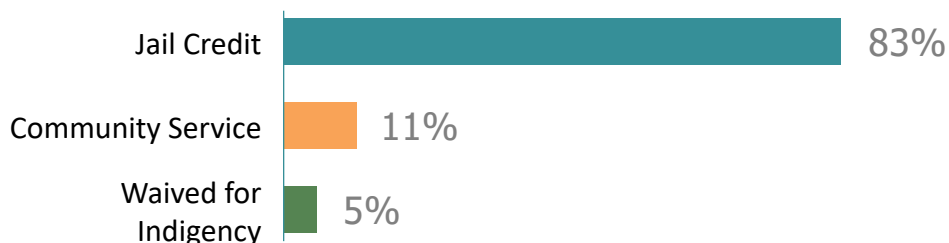


Cases were most frequently **disposed** of by a default judgment or a dismissal of the case by the plaintiff.



Satisfaction of Legal Financial Obligations

Satisfaction of fines and court costs by methods other than payment were reported in 133,966 cases. In 83 percent of those cases, courts reported that credit for jail time served partially or fully satisfied the defendant's legal financial obligations.



Court-Level Trends

Municipal Courts

Municipal courts have concurrent jurisdiction with the justice courts in Class C misdemeanor cases, which are punishable only by a fine. They also have original and exclusive jurisdiction over criminal violations of certain municipal ordinances and airport board rules, orders, or resolutions that do not exceed \$2,000 in fire safety, zoning and public health matters, \$4,000 in dumping of refuse, and \$500 in all other cases. Some municipal courts may also handle truancy cases and civil or administrative cases limited in scope to issues such as civil parking, red light camera, and dangerous dog cases.

Appeals from the municipal courts that are not courts of record go to the constitutional county court, the county court at law, or the district court for a trial de novo—the case is heard as if the first trial had not been held. Appeals from municipal courts of record are heard on the record, generally in the county-level courts. Municipal judges also serve in the capacity of a magistrate, with the authority to issue warrants for the arrest of persons charged with the commission of felony or misdemeanor offenses. A magistrate may hold preliminary hearings, reduce testimony to writing, discharge the accused, or remand the accused to jail and set bail.

Under its authority to create such other courts as may be necessary, the Texas Legislature has created municipal courts in each of the incorporated cities of the state. Instead of relying on the Legislature to create a municipal court, municipalities may choose to establish municipal courts of record by local ordinance.



Bee Cave City Municipal Court
City Courthouse in Bee Cave, Texas

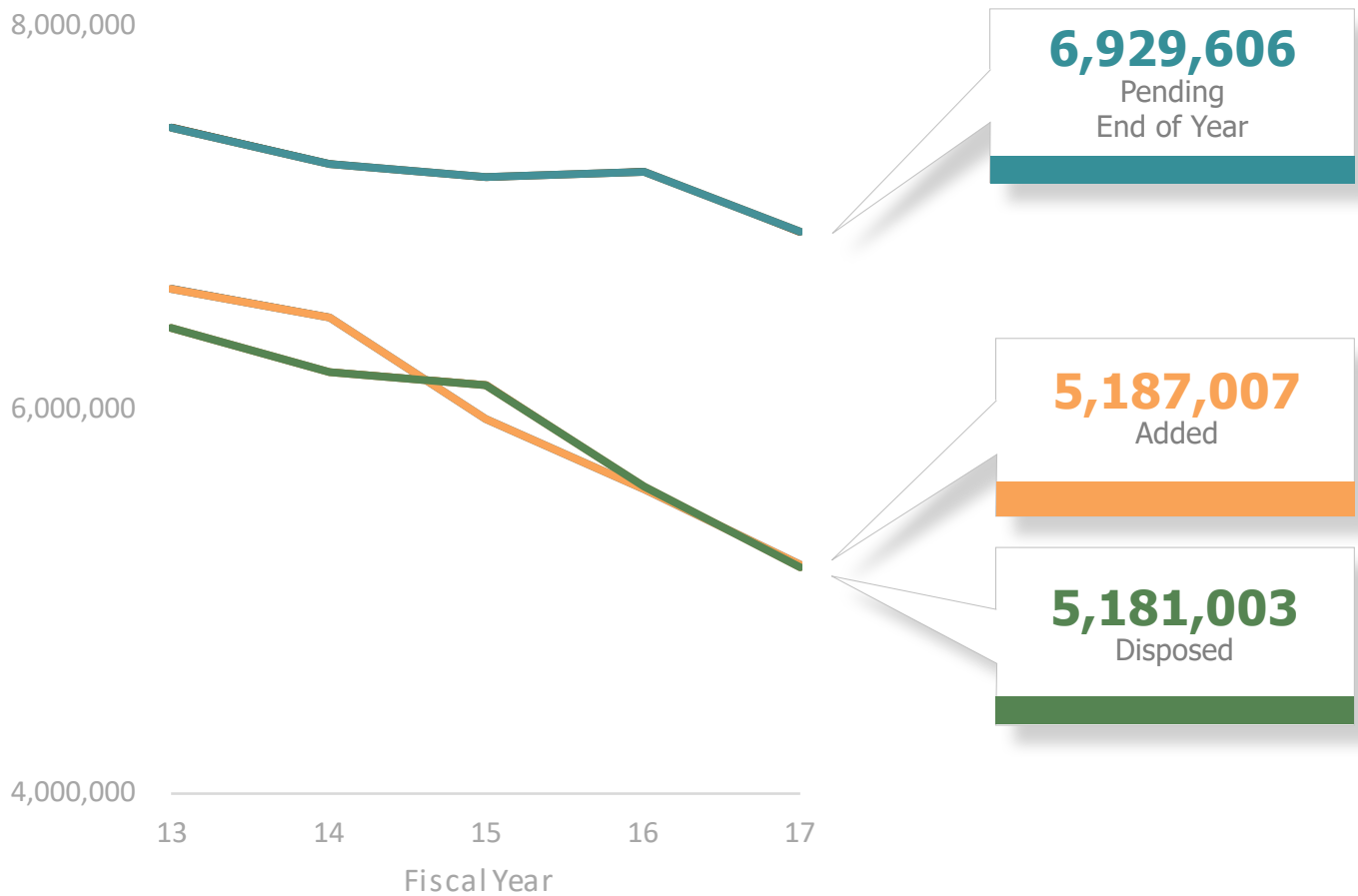


Court-Level Trends

Municipal Courts

Caseload and Outcomes

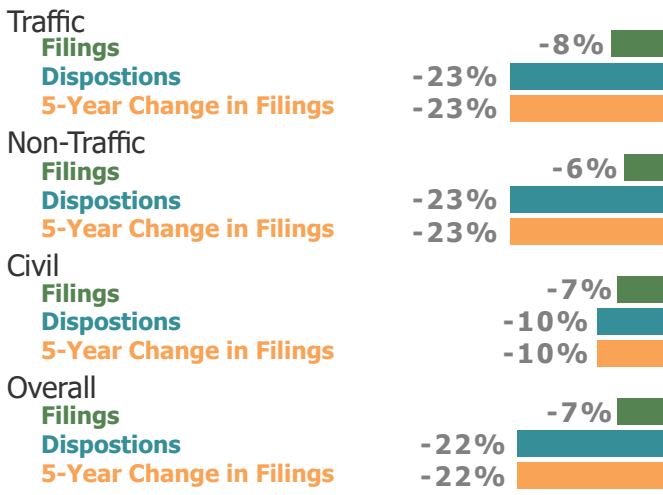
Filings, dispositions and pending cases have declined over the last 5 years.



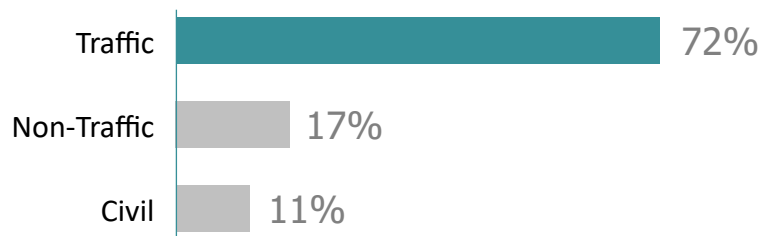
Court-Level Trends

Municipal Courts

Change in Previous Year

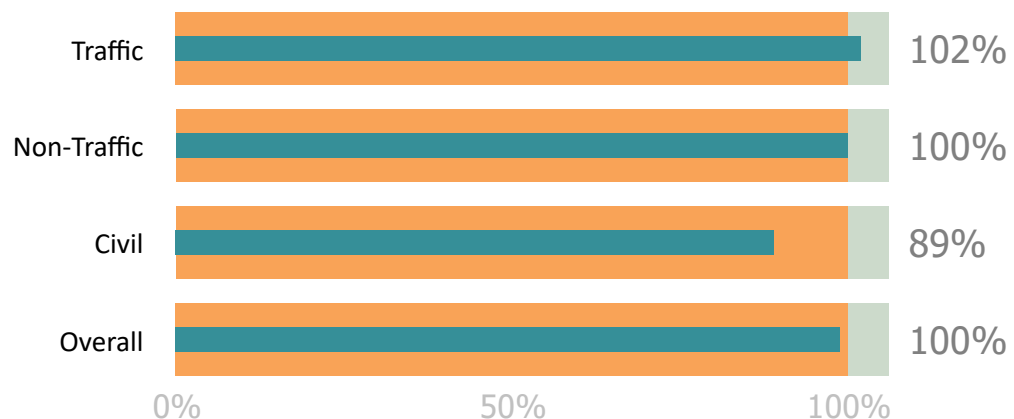


The majority of the 5,187,007 **cases filed** in municipal courts were traffic cases.



Clearance Rates

The clearance rates in traffic and non-traffic criminal cases were at or above 100 percent, but the rate was lower in civil cases.

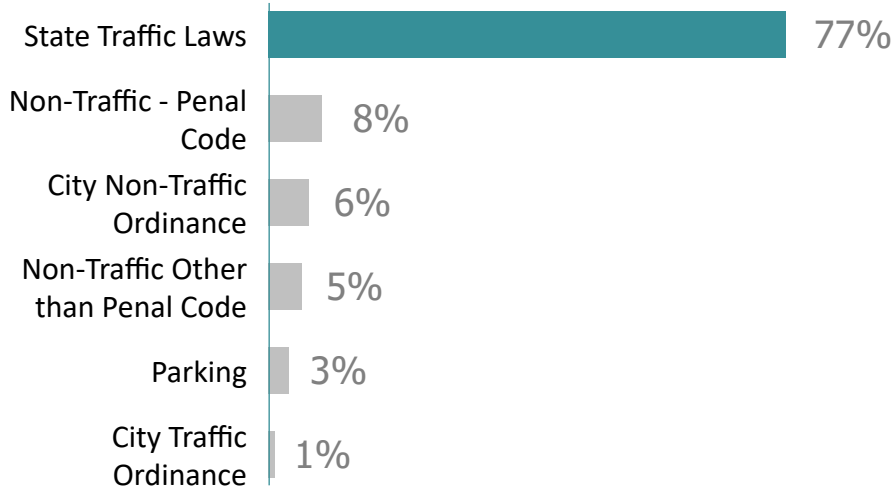


Court-Level Trends

Municipal Courts

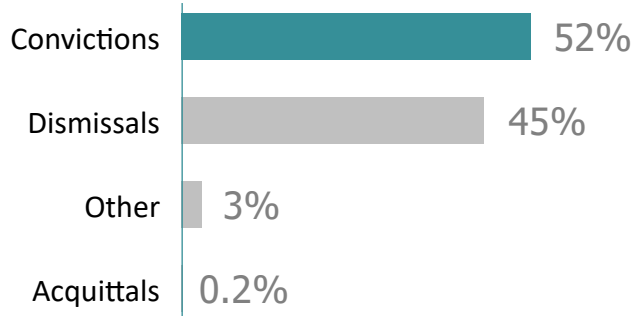
Criminal Cases

A large majority of the 4,599,620 **criminal cases filed** involved violations of state traffic laws.

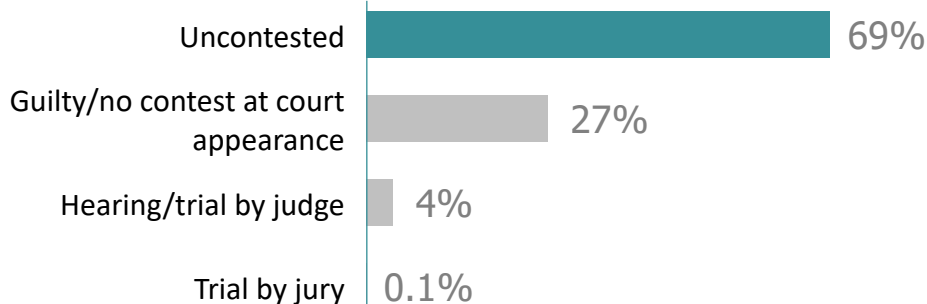


Traffic Cases

Fifty-two percent of **traffic** cases resulted in a conviction, and nearly one-half resulted in dismissal.



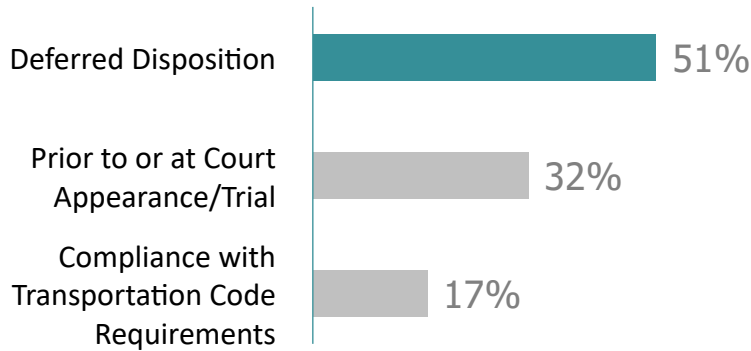
Nearly 70 percent of convictions in **traffic** cases were the result of the submission of a guilty or no contest plea or payment of a fine without a plea being entered prior to a court appearance or trial.



Court-Level Trends

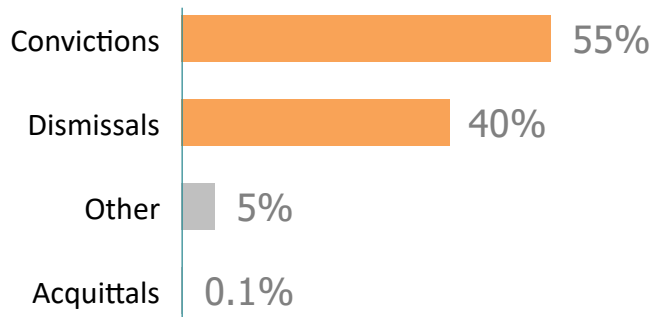
Municipal Courts

Over half of dismissals in **traffic** cases occurred after the defendant completed the requirements of a deferred disposition, while nearly a third were cases dismissed prior to or at the defendant's court appearance or trial.

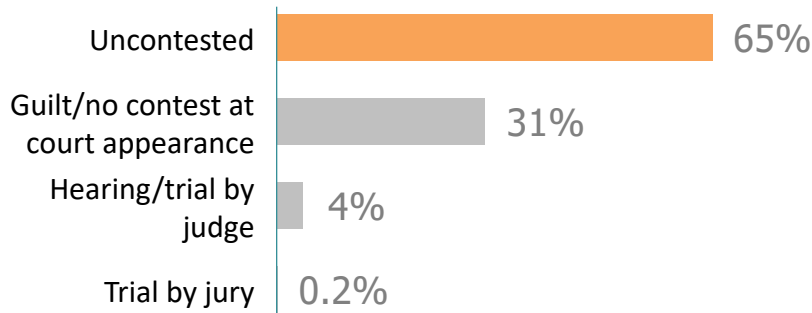


Non-Traffic Cases

More than one-half of **non-traffic** cases resulted in a conviction, while 40 percent resulted in dismissal.



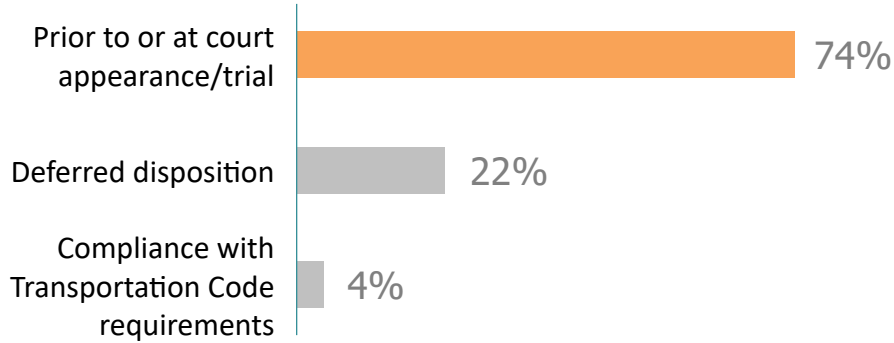
Nearly two-thirds of convictions in **non-traffic** cases were the result of the submission of a guilty or no contest plea or payment of a fine without a plea being entered prior to a court appearance or trial.



Court-Level Trends

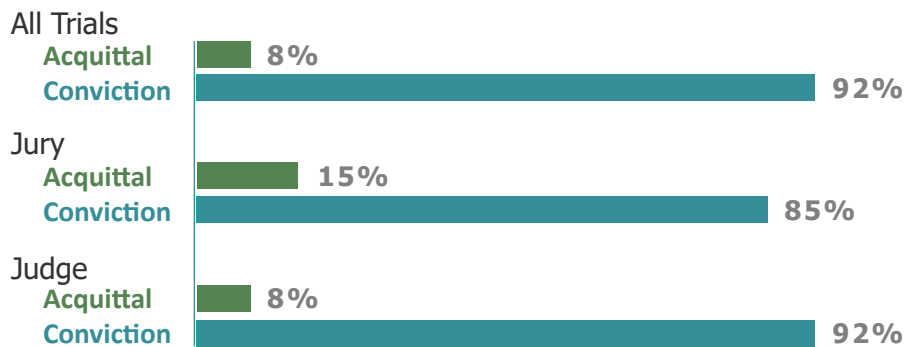
Municipal Courts

Almost three-quarters of dismissals in **non-traffic** cases were cases dismissed prior to or at the defendant's court appearance or trial.



Trials

Most trials resulted in a **conviction**, though the **acquittal** rate was higher in cases tried by a jury.

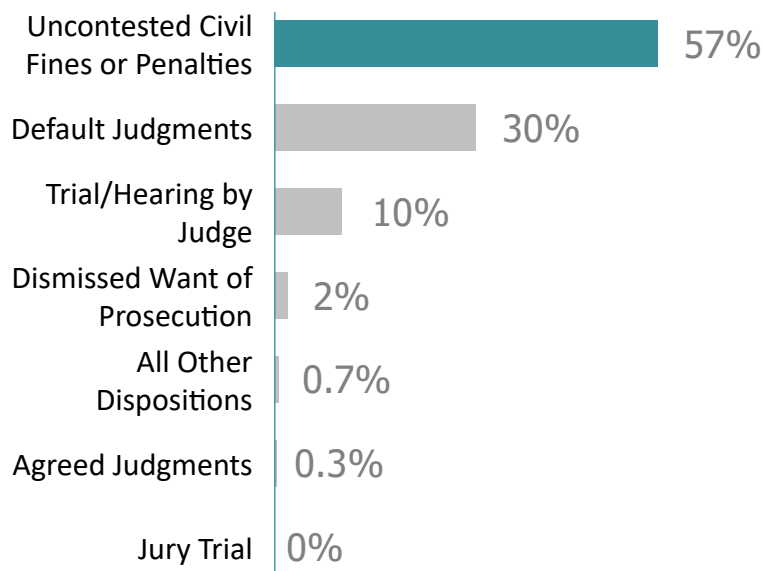


Court-Level Trends

Municipal Courts

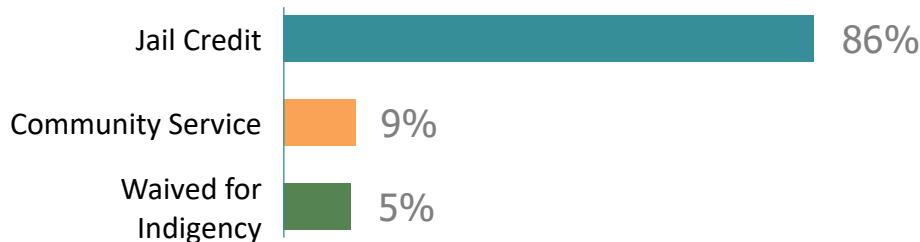
Civil/Administrative Cases

The majority of civil/administrative cases were **disposed** of by uncontested payment of a civil fine or penalty before a hearing or trial.



Satisfaction of Legal Financial Obligations

Satisfaction of fines and court costs by methods other than payment were reported in 570,868 cases. In 79 percent of those cases, courts reported that credit for jail time served partially or fully satisfied the defendant's legal financial obligations.

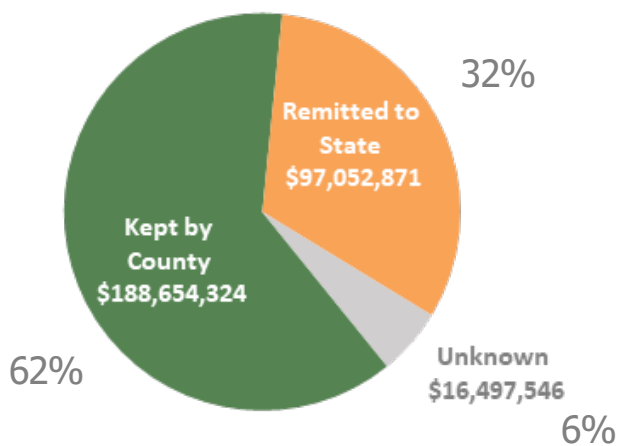


SPOTLIGHT

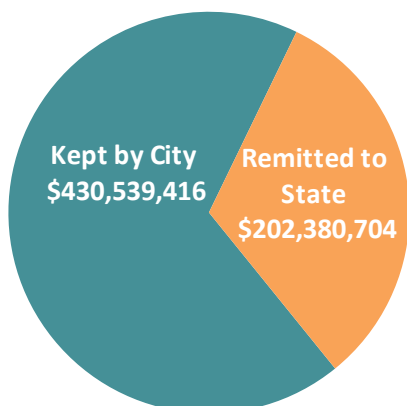
on

Costs, Fines and Fees

More than \$300 million in fines and court costs was collected by **justice courts**. 62 percent of that amount was retained by the counties, and 32 percent was remitted to the **State**.



Nearly \$634 million in fines and court costs was collected by **municipal courts**. Nearly 70 percent of that amount was retained by the cities, and the rest was remitted to the **State**.



Senate Bill 1913 by Senator Judith Zaffirini, passed by the 85th Legislature in May 2017, stemmed from recommendations from the Texas Judicial Council. The legislation revised procedures governing the imposition of costs, fines and fees associated with criminal proceedings and increased the options available to defendants

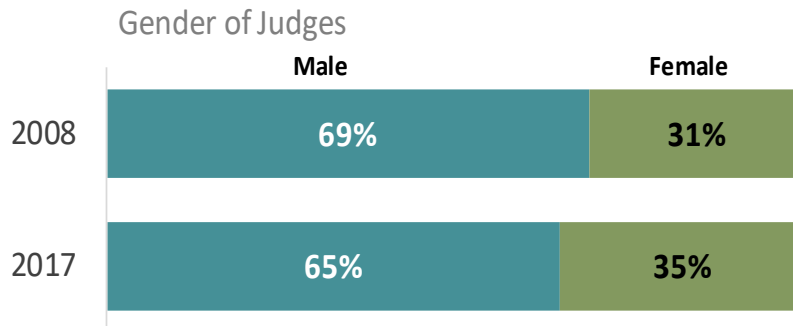
to allow them to satisfy their legal financial obligations. Because SB 1913 went into effect on September 1, it is too early for the impact of the changes to be reflected in the FY17 statistics reported to OCA; however, data from the justice and municipal courts suggest that many courts were already implementing new approaches to help promote defendants' compliance with court orders.

In both justice and municipal courts, the number of capias pro fine warrants issued for defendants with unpaid fines and costs declined 15% between FY16 and FY17. Over the last five years, warrants were down 31% in justice courts and 15% in municipal courts. The number of cases in which a defendant satisfied fines and fees through jail time also dropped: down 8% in justice courts and 13% in municipal courts between FY16 and FY17, and down 21% and 28% in those courts, respectively, over the last five years. The number of cases in which defendants performed community service in lieu of fines and fees jumped 20% in justice courts and 16% in municipal courts between FY16 and FY17. This sharp increase appears to indicate an increased use of alternative methods for defendants to satisfy their court-ordered obligations. In College Station, for example, Municipal Court Judge Ed Spillane diligently works with defendants who cannot afford to pay through community service, payment plans and other alternative sentences. Guided by the provisions of SB 1913, courts are likely to continue to promote defendant compliance with court orders while limiting potential negative consequences to defendants and their families resulting from not being able to pay.

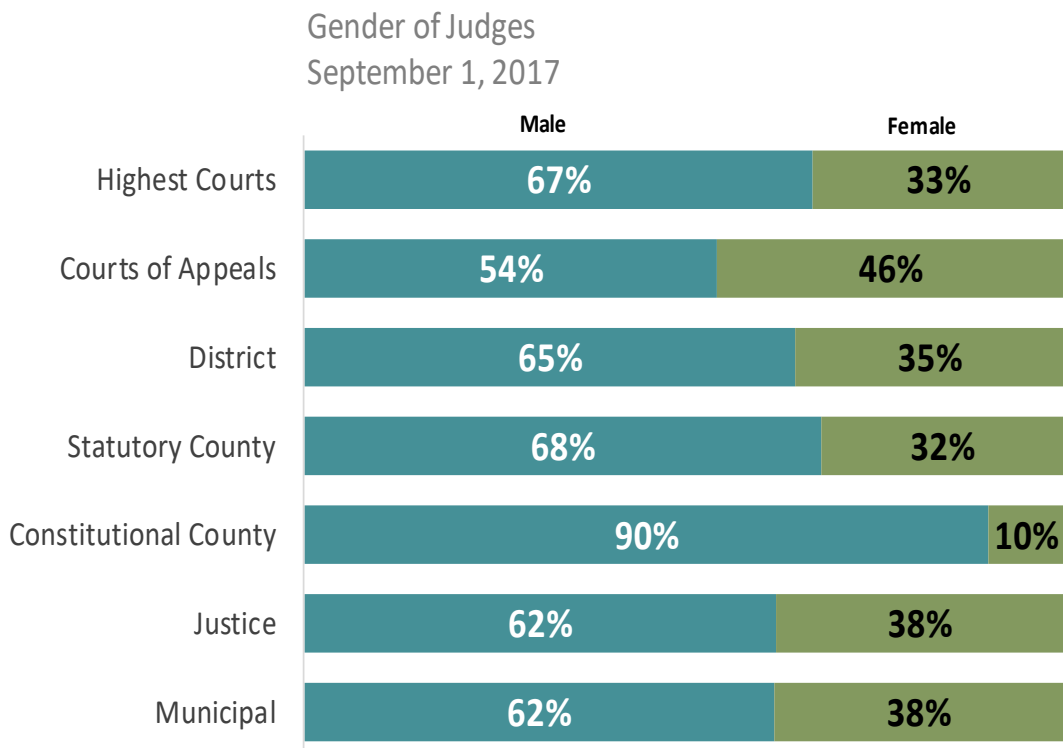


Profile of Appellate and Trial Court Judges

The percentage of female judges increased over the last decade.



Nearly half of justices of the Courts of Appeals were female.



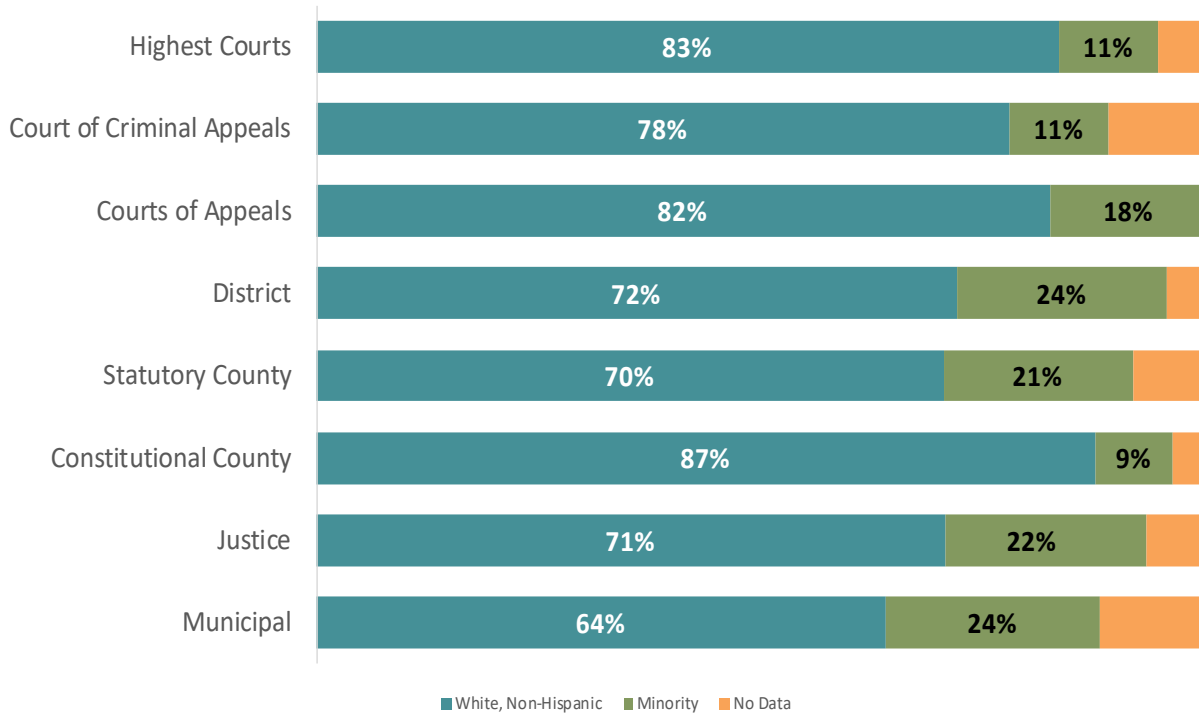
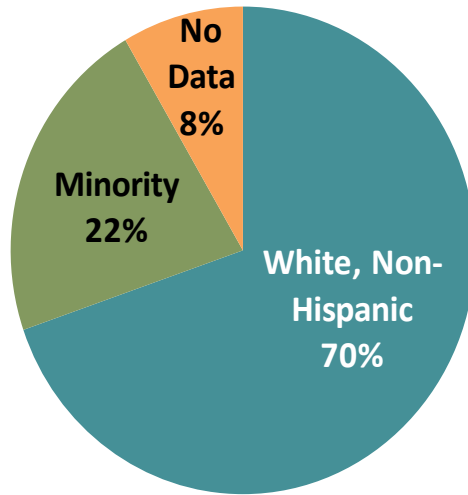
See the Profile of Appellate and Trial Court Judges for more information: <http://www.txcourts.gov/media/1439469/judge-profile-sept-17.pdf>



Profile of Appellate and Trial Court Judges

Nearly one-quarter of judges identified with a minority ethnic group.

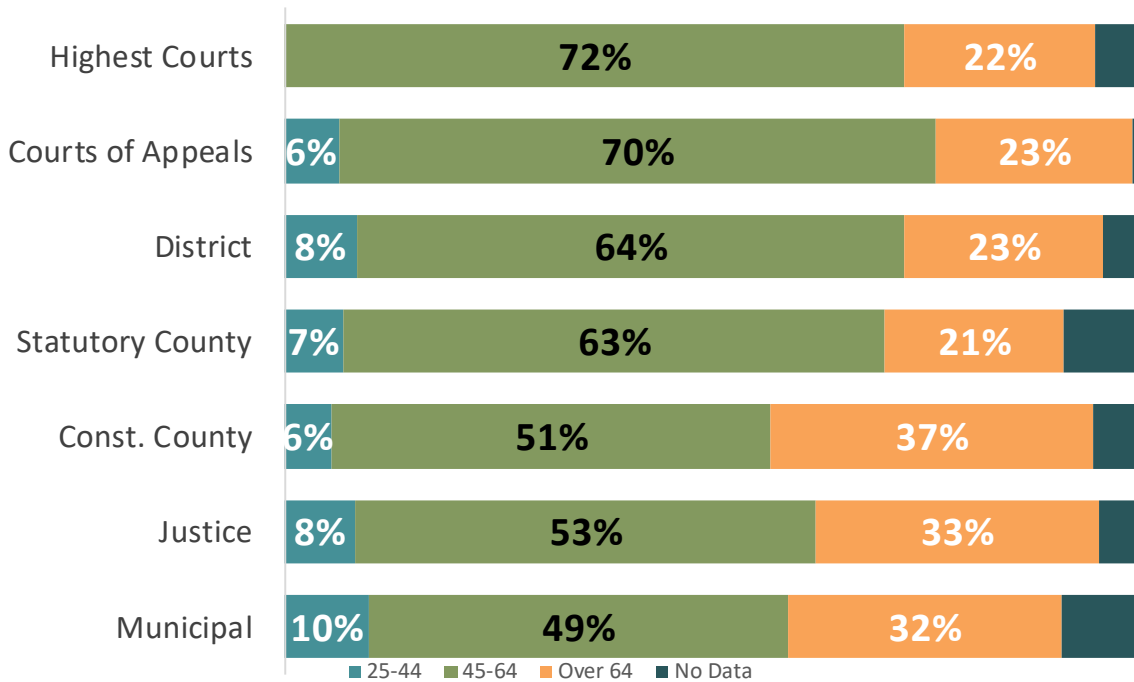
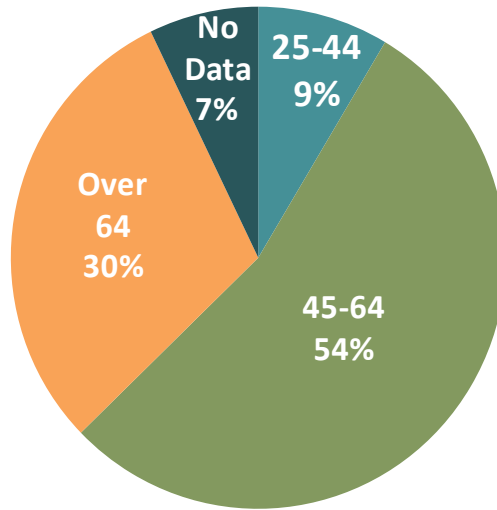
Ethnicity of Judges
September 1, 2017



Profile of Appellate and Trial Court Judges

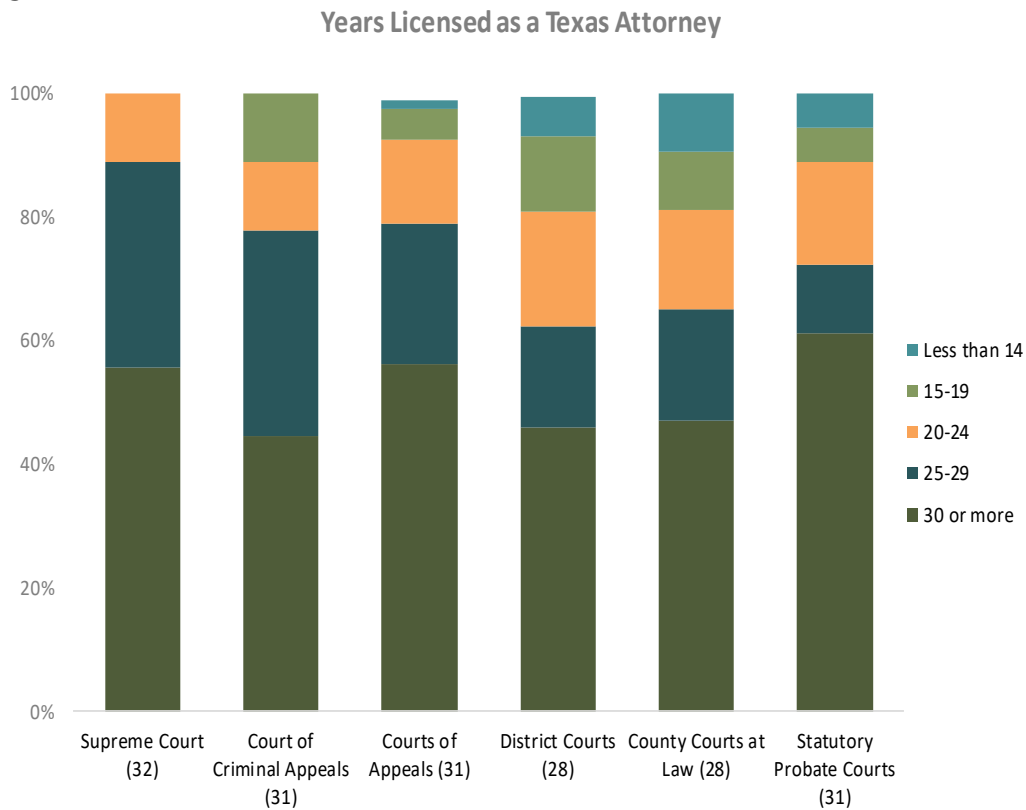
More than half of judges ranged in age from 45 to 64. Thirty percent were 65 or older.

Age of Judges
September 1, 2017

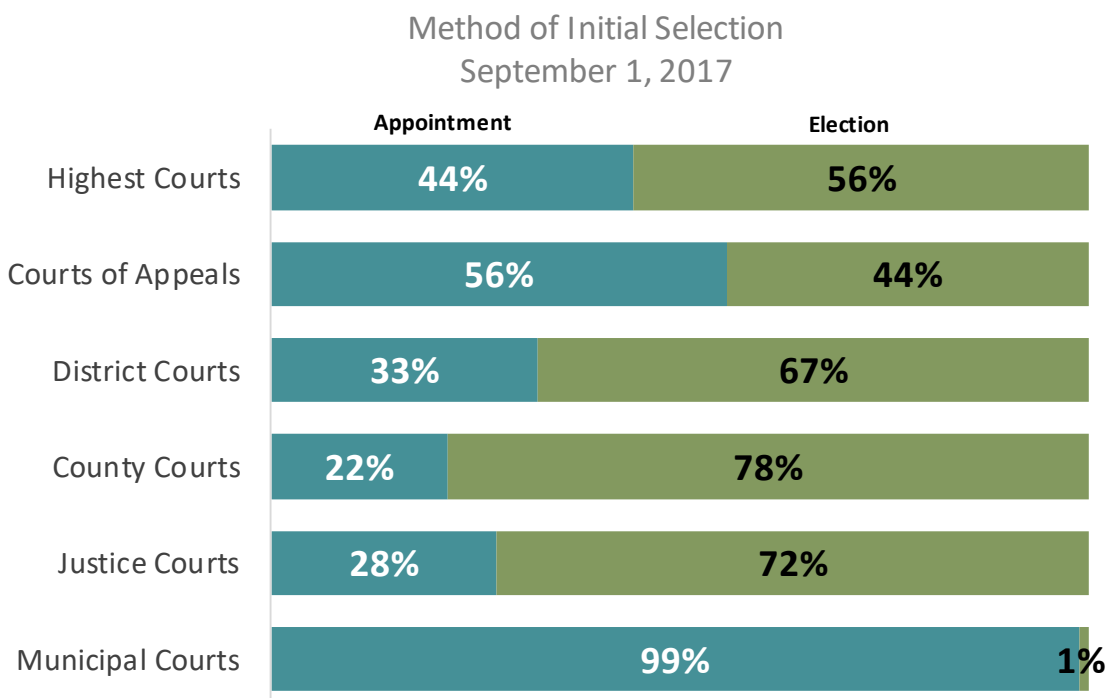


Profile of Appellate and Trial Court Judges

For judges who are required to be lawyers, the average experience as an attorney was 30 years.



Approximately half of appellate judges assumed office by appointment to the bench, while most trial court judges (other than municipal court judges) were elected.



Detail

Supreme Court	2
Activity	2
Disposition of Petitions for Review by the Supreme Court.....	3
Court of Criminal Appeals	4
Activity	4
Disposition of Cases by the Court of Criminal Appeals.....	5
Courts of Appeals	6
10-Year Activity	6
Individual Court Activity	7
District Courts.....	8
Criminal Case Activity	8
Civil Case Activity.....	10
Family Case Activity	12
Juvenile Case Activity.....	14
Statutory County Courts.....	16
Felony Case Activity	16
Misdemeanor Case Activity	18
Civil Case Activity	20
Family Case Activity	22
Juvenile Case Activity.....	24
Probate and Guardianship Case Activity.....	26
Mental Health Case Activity	26
Constitutional County Courts	27
Criminal Case Activity	27
Civil Case Activity	29
Juvenile Case Activity.....	31
Probate and Guardianship Case Activity.....	33
Mental Health Case Activity.....	33
District and Statutory County Courts	34
Civil Case Activity	34
Family Case Activity	36
Felony Case Activity	38
District and County-Level Courts	40
Juvenile Case Activity.....	40
County-Level Courts	42
Misdemeanor Case Activity	42
Probate and Guardianship Case Activity.....	44
Mental Health Case Activity.....	44
Justice and Municipal Courts.....	45
Criminal Case Activity	45
Juvenile/Minor Activity.....	46
Additional Activity	47
Justice Courts	48
Criminal Case Activity	48
Civil Case Activity	49
Juvenile/Minor Activity.....	49
Additional Activity	50
Municipal Courts	51
Criminal Case Activity	51
Civil/Administrative Case Activity	52
Juvenile/Minor Activity.....	52
Additional Activity	53
Assigned Judges in the Trial Courts	54

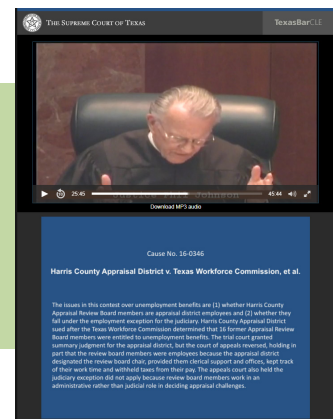


Supreme Court

ACTIVITY

	2008	2009	2010	2011	2012	2013	2014	2015	2016	2017	10-Yr. Avg
Regular Causes¹											
Added to docket	138	106	128	106	114	94	93	91	100	117	109
Disposed	164	125	110	137	112	100	96	113	102	102	116
Pending at end of year	80	62	83	52	54	48	45	22	20	35	50
Clearance rate	119%	118%	86%	129%	98%	106%	103%	124%	102%	87%	107%
Petitions for Review											
Filed	825	835	783	793	787	778	792	839	814	910	816
Disposed	874	787	806	778	761	827	786	770	799	906	809
% Granted	13%	11%	12%	13%	13%	11%	10%	10%	11%	13%	12%
Pending at end of year	301	351	324	339	371	322	329	396	415	420	357
Clearance rate	106%	94%	103%	98%	97%	106%	99%	92%	98%	100%	99%
Other Petitions and Writs											
Filed	266	304	426	336	323	340	326	343	285	292	324
Disposed	283	284	423	332	336	328	335	342	289	277	323
Pending at end of year	58	78	85	87	74	78	71	78	73	90	77
Clearance rate	106%	93%	99%	99%	104%	96%	103%	100%	101%	95%	100%
Opinions Written	212	165	118	162	128	111	115	127	133	108	138

You can watch the Supreme Court of Texas in session. To access videos of oral arguments, both live and archived, go to <http://www.texasbarcle.com/CLE/TSC.asp/>



NOTE

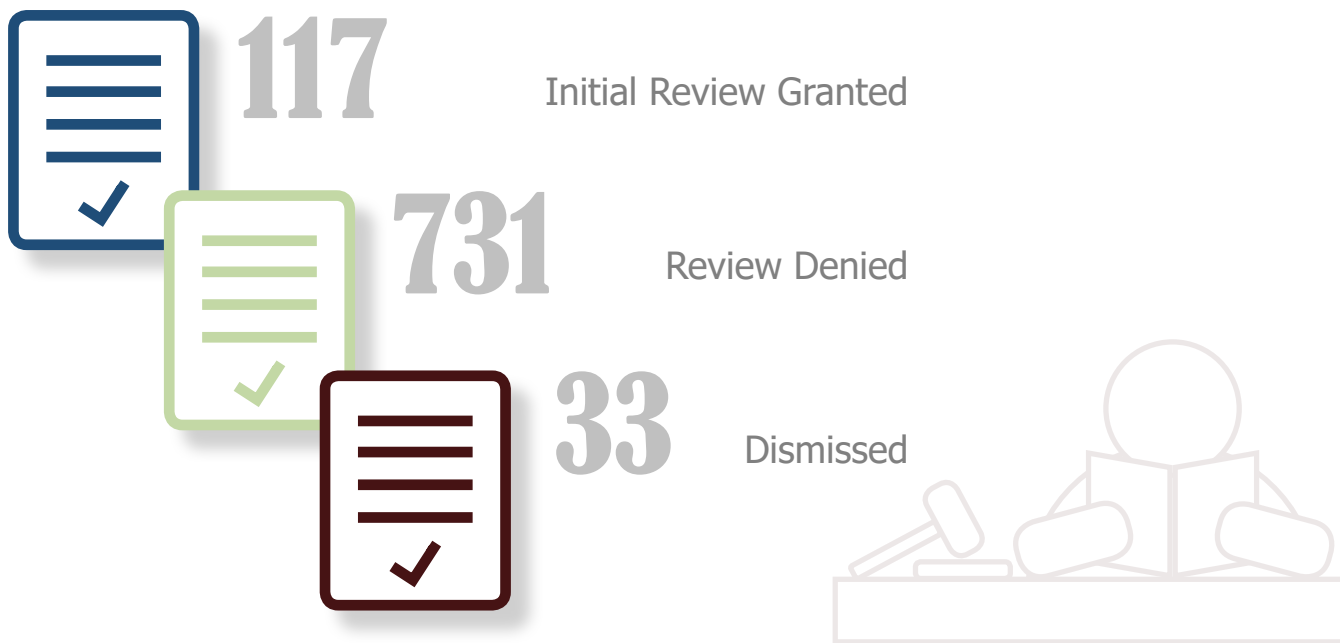
1. “Regular causes” involve cases in which four or more of the justices have decided in conference that a petition for review, petition for writ of mandamus or habeas corpus, or parental notification appeal should be reviewed. Regular causes also include direct appeals the court has agreed to review and questions of law certified to it by a federal appellate court that the court has agreed to answer. Most regular causes are set for oral argument in open court and are reported in written opinions. However, a petition may be granted and an unsigned opinion (per curiam) issued without oral argument if at least six members of the court vote accordingly.



DISPOSITION OF PETITIONS FOR REVIEW BY THE SUPREME COURT

	Affirmed	Modified	Reversed	Dismissed	Other	Total
Granted Petitions for Review	20	9	45	0	17	91
<i>% of Total Granted Petitions for Review</i>	22%	10%	49%	0%	19%	100%

	Initial Review Granted	Review Denied	Dismissed	Other	Total
Petitions for Review	117	731	33	25	906
<i>% of Total Petitions for Review</i>	13%	81%	4%	3%	100%
Petitions for Writ of Mandamus	11	141	13	6	171
<i>% of Petitions for Writ of Mandamus</i>	6%	82%	8%	4%	100%
Petitions for Writ of Habeas Corpus	0	5	0	0	5
<i>% of Petitions for Writ of Habeas Corpus</i>	0%	100%	0%	0%	100%



CASE PROCESSING TIMES

	2008	2009	2010	2011	2012	2013	2014	2015	2016	2017
Average number of days from										
For disposed cases										
Date case filed until disposed	213	170	160	175	170	176	155	164	152	156
For active cases										
Filing to reporting date	163	167	180	168	189	149	149	223	182	142
For cases on docket										
Filing to disposition of petition/motion	169	135	133	135	142	152	129	140	131	134
Granting of petition to oral argument	111	90	102	88	109	132	104	93	87	91
Filing of petition to release of per curiam opinion	396	421	423	466	539	527	551	467	439	466
Date of oral argument until disposition	439	369	297	346	232	221	250	173	157	111



Court of Criminal Appeals

ACTIVITY

	2008	2009	2010	2011	2012	2013	2014	2015	2016	2017	10-Yr. Avg.
Mandatory Caseload											
Direct Appeals: ¹											
Added to docket	15	17	20	15	16	15	22	16	7	8	15
Disposed	18	22	24	20	22	14	18	13	17	9	18
Pending at end of year	38	33	30	25	19	20	24	27	17	16	25
Clearance rate	120%	129%	120%	133%	138%	93%	82%	81%	243%	113%	117%
Applications for Writ of Habeas Corpus: ²											
Filed	5,376	5,078	4,510	4,474	4,941	4,907	4,746	4,698	4,665	4,551	4,795
Disposed	5,512	5,224	4,402	4,498	4,809	5,083	4,733	4,707	4,612	4,556	4,814
Pending at end of year	648	501	611	584	721	547	571	558	614	609	596
Clearance rate	103%	103%	98%	101%	97%	104%	100%	100%	99%	100%	100%
Original Proceedings: ³											
Filed	894	846	768	877	931	953	802	750	725	596	814
Disposed	918	868	747	867	912	974	819	754	728	610	820
Pending at end of year	78	60	80	89	107	88	70	69	70	55	77
Clearance rate	103%	103%	97%	99%	98%	102%	102%	101%	100%	101%	101%
Discretionary Caseload											
Petitions for Discretionary Review: ⁴											
Filed	1,904	1,703	1,605	1,803	1,872	1,786	1,676	1,444	1,441	1,225	1,646
Disposed	1,968	1,800	1,650	1,762	1,759	1,784	1,729	1,402	1,492	1,200	1,655
Pending at end of year	391	291	246	288	401	403	351	394	340	365	347
Clearance rate	103%	106%	103%	98%	94%	100%	103%	97%	104%	98%	101%
Motions Considered	1,463	1,789	1,434	1,573	1,715	1,636	2,144	2,947	3,177	3,197	2,108
Opinions Written	500	447	433	428	480	441	457	425	698	513	482

NOTES:

1. Direct appeals include death penalty appeals and DNA appeals.
2. Applications for writ of habeas corpus, though seeking relief from the Court of Criminal Appeals, must be filed in the trial court, which has 35 days in which to submit findings of fact, conclusions of law, and a recommendation to the Court of Criminal Appeals.
3. Original proceedings are filed directly with the Court of Criminal Appeals. They include writs of certiorari, writs of habeas corpus, writs of mandamus, and writs of prohibition.
4. Petitions for Discretionary Review include petitions for discretionary review, granted petitions for discretionary review, and redrawn petitions for discretionary review.



DISPOSITION OF CASES BY THE COURT OF CRIMINAL APPEALS

	Granted	Denied/ Refused	Remanded to Trial Court	Dismissed	Total
Habeas Corpus & Extraordinary Matters	159	11	1	4	175
	91%	6%	1%	2%	

	Granted	Refused	Struck	Untimely	Dismissed	Other	Total
Petitions for Discretionary Review¹	81	36	967	7	6	3	1,100
	7%	3%	88%	1%	1%	0%	

	Affirmed	Reversed	Reversed & Remanded	Modified	Dismissed	Other	Total
Granted Petitions for Discretionary Review	37	15	34	3	8	3	100
	37%	15%	34%	3%	8%	3%	

	Granted	Filed & Set	Denied	Remanded	Dismissed	Other	Total
Applications for Writ of Habeas Corpus	0	173	2,091	464	1,652	1	4,381
	0%	4%	48%	11%	38%	0%	

	Granted	Filed & Set	Denied	Remanded	Dismissed	Other	Total
Original Proceedings	0	5	448	0	66	91	610
	0%	1%	73%	0%	11%	15%	

	Granted	Filed & Set	Denied	Remanded	Dismissed	Total
Motions for Stay of Execution	7	0	3	0	0	10
	70%	0%	30%	0%	0%	

AVERAGE TIME FROM FILING TO DISPOSITION

	2008	2009	2010	2011	2012	2013	2014	2015	2016	2017
For cases involving										
Capital punishment	866	741	778	645	616	646	698	656	468	790
Application for writ of habeas corpus	27	36	36	22	24	40	39	37	49	39
Application for writ of habeas corpus (filed & set)							8	24	32	48
Petition for discretionary review	57	47	41	38	60	65	73	61	82	70
Granted petition for discretionary review							198	250	310	310

NOTES:

1. Includes redrawn petitions for discretionary review.



Courts of Appeals

10-YEAR ACTIVITY

	2008	2009	2010	2011	2012	2013	2014	2015	2016	2017	10-yr Avg
Civil Cases											
Cases added											
<i>New filings</i>	4,949	4,733	4,811	5,070	5,107	5,050	4,946	4,764	4,879	5,035	4,934
<i>Other cases</i>	353	408	401	490	458	436	477	496	445	521	449
Total cases added	5,302	5,141	5,212	5,560	5,565	5,486	5,423	5,260	5,324	5,556	5,383
Cases disposed	5,136	5,279	5,274	5,568	5,487	5,549	5,581	5,608	5,305	5,506	5,429
Cases pending end of year	3,569	3,425	3,391	3,380	3,484	3,439	3,316	2,976	3,015	3,093	3,309
Clearance rate	96.9%	102.7%	101.2%	100.1%	98.6%	101.1%	102.9%	106.6%	99.6%	99.1%	100.9%
Avg. time between filing & disposition (months)	8.8	8.9	9.0	8.3	7.9	8.3	7.9	7.6	7.4	6.9	8.1
Avg. time between submission & disposition (months)	2.3	2.4	2.0	1.6	1.6	2.0	2.0	1.9	1.8	1.8	1.9
Criminal Cases											
Cases added											
<i>New filings</i>	5,163	4,737	4,926	5,366	5,309	4,913	4,651	4,513	4,454	4,185	4,822
<i>Other cases</i>	1008	1043	1,063	1,178	1049	853	1,027	865	699	703	949
Total cases added	6,171	5,780	5,989	6,544	6,358	5,766	5,678	5,378	5,153	4,888	5,771
Cases disposed	5,869	5,975	6,179	6,368	6,222	5,949	5,968	5,581	5,543	4,870	5,852
Cases pending end of year	4,429	4,256	4,118	4,301	4,445	4,259	3,978	3,773	3,384	3,413	4,036
Clearance rate	95.1%	103.4%	103.2%	97.3%	97.9%	103.2%	105.1%	103.8%	107.6%	99.6%	101.6%
Avg. time between filing & disposition (months)	8.9	9.1	9.2	8.4	8.6	9.1	9.2	9.2	8.8	8.8	8.9
Avg. time between submission & disposition (months)	1.6	1.4	2.5	1.4	1.2	1.5	1.7	1.5	1.4	1.6	1.6
All Cases											
Cases added											
<i>New filings</i>	10,112	9,470	9,737	10,436	10,416	9,963	9,597	9,277	9,333	9,220	9,756
<i>Other cases</i>	1,361	1,451	1,464	1,668	1507	1,289	1,504	1,361	1,144	1,224	1,397
Total cases added	11,473	10,921	11,201	12,104	11,923	11,252	11,101	10,638	10,477	10,444	11,153
Cases disposed	11,005	11,254	11,453	11,936	11,709	11,498	11,549	11,189	10,848	10,376	11,282
Cases pending end of year	7,998	7,681	7,509	7,681	7,929	7,698	7,294	6,749	6,399	6,506	7,344
Clearance rate	95.9%	103.0%	102.2%	98.6%	98.2%	102.2%	104.0%	105.2%	103.5%	99.3%	101.2%
Avg. time between filing & disposition (months)	8.9	9.0	9.1	8.4	8.2	8.7	8.6	8.4	8.1	7.8	8.5
Avg. time between submission & disposition (months)	2.0	1.9	1.7	1.5	1.4	1.7	1.9	1.7	1.6	1.7	1.7
Opinions Written	10,348	10,765	10,742	11,061	10,975	10,921	10,797	10,560	10,227	9,784	10,618



Courts of Appeals

INDIVIDUAL COURT ACTIVITY

	1st Houston	2nd Fort Worth	3rd Austin	4th San Antonio	5th Dallas	6th Texarkana	7th Amarillo	8th El Paso	9th Beaumont	10th Waco	11th Eastland	12th Tyler	13th Corpus Christi/ Edinburg	14th Houston
Number of Justices														
Civil Cases														
Total Cases Added	680	460	524	499	1,038	127	215	188	205	148	126	162	426	758
Total Cases Disposed	628	447	533	504	1,011	129	206	202	232	142	146	175	418	733
Cases Pending end of year	445	226	233	249	504	40	138	195	120	91	97	64	261	430
Clearance Rate	92.4%	97.2%	101.7%	101.0%	97.4%	101.6%	95.8%	107.5%	113.2%	96.0%	115.9%	108.0%	98.1%	96.7%
Average time between filing & disposition (in months)	7.8	6.2	7.1	6.1	6.1	5.2	6.6	9.6	7.7	6.2	10.3	5.6	7.0	7.4
Average percent of cases filed but not yet disposed for < 2 years	99.5%	99.6%	98.0%	99.8%	99.4%	100.0%	98.6%	89.8%	99.2%	94.0%	93.3%	100.0%	99.6%	99.8%
Average time between submission & disposition (in months)	1.6	1.7	1.4	1.0	1.3	1.1	1.8	4.1	2.9	0.7	3.4	2.8	1.0	2.7
Average percent of cases under submission for < 1 year	98.9%	97.7%	86.1%	100.0%	99.0%	100.0%	98.9%	77.7%	95.7%	87.3%	74.0%	100.0%	100.0%	99.0%
Criminal Cases														
Total Cases Added	449	418	278	361	769	249	312	147	287	225	242	231	420	500
Total Cases Disposed	508	439	301	310	752	275	258	148	263	195	247	219	426	529
Cases Pending end of year	308	280	158	251	437	120	246	232	245	156	242	146	263	329
Clearance Rate	113.1%	105.0%	108.3%	85.9%	97.8%	110.4%	82.7%	100.7%	91.6%	86.7%	102.1%	94.8%	101.4%	106.2%
Average time between filing & disposition (in months)	8.9	8.9	9.8	7.3	7.0	6.8	9.0	16.9	11.5	6.3	13.6	8.1	8.5	8.4
Average percent of cases filed but not yet disposed for < 2 years	100.0%	99.9%	96.9%	100.0%	99.8%	100.0%	100.0%	85.4%	99.7%	98.6%	97.9%	100.0%	99.9%	100.0%
Average time between submission & disposition (in months)	1.4	1.8	0.6	1.0	1.3	1.3	1.7	6.8	3.1	0.5	1.9	1.6	0.9	2.1
Average percent of cases under submission for < 1 year	100.0%	99.8%	100.0%	100.0%	100.0%	100.0%	99.8%	76.0%	97.7%	97.2%	98.2%	100.0%	99.0%	99.9%
Total Cases														
Total Cases Added	1,129	878	802	860	1,807	376	527	335	492	373	368	393	846	1,258
Total Cases Disposed	1,136	886	834	814	1,763	404	464	350	495	337	393	394	844	1,262
Cases Pending end of year	753	506	391	500	941	160	384	427	365	247	339	210	524	759
Clearance Rate	100.6%	100.9%	104.0%	94.7%	97.6%	107.5%	88.1%	104.5%	100.6%	90.4%	106.8%	100.3%	99.8%	100.5%
Average time between filing & disposition (in months)	8.3	7.5	8.1	6.5	6.5	6.3	7.9	12.7	9.7	6.3	12.4	7.0	7.8	7.8
Average percent of cases filed but not yet disposed for < 2 years	99.7%	99.7%	97.5%	99.9%	99.6%	100.0%	99.5%	87.5%	99.6%	96.8%	96.5%	100.0%	99.8%	99.9%
Average time between submission & disposition (in months)	1.5	1.7	1.1	1.0	1.3	1.2	1.7	5.3	3.0	0.5	2.4	2.0	0.9	2.5
Average percent of cases under submission for < 1 year	99.3%	98.7%	88.8%	100.0%	99.4%	100.0%	99.4%	76.8%	96.8%	92.0%	86.3%	100.0%	99.6%	99.3%



District Courts

CRIMINAL CASE ACTIVITY

Cases on Docket

	Capital Murder	Murder	Other Homicides	Aggravated Assault or Attempted Murder	Sexual Assault of Adult	Indecency with or Sexual Assault of Child	Family Violence Assault	Aggravated Robbery or Robbery
Cases Pending Beginning of Year								
<i>Active Cases</i>	826	1,704	680	16,860	1,923	7,905	5,572	6,494
<i>Inactive Cases</i>	128	766	293	5,744	840	4,399	1,819	1,960
Docket Adjustments	-37	-93	13	-1,458	-49	-150	703	-267
Cases Added								
Filed by Indictment or Information	446	854	488	20,760	1,486	5,274	9,181	7,423
Other Cases Reaching Docket								
<i>Motions to Revoke Filed</i>	8	20	95	6,395	253	988	2,902	2,571
<i>Cases Reactivated</i>	53	151	163	5,891	421	1,691	3,931	2,256
<i>All Other Cases Added</i>	21	34	14	656	48	156	201	346
Total Active Cases on Docket	1,317	2,670	1,453	49,104	4,082	15,864	22,490	18,823
Dispositions								
Convictions								
<i>Guilty Plea or Nolo Contendere</i>	162	329	207	7,224	389	1,873	4,260	3,761
<i>By the Court</i>	13	41	12	389	33	140	158	175
<i>By the Jury</i>	74	166	30	254	53	321	59	130
Total Convictions	249	536	249	7,867	475	2,334	4,477	4,066
Deferred Adjudication	5	13	91	6,612	259	1,105	2,654	1,915
Acquittals								
<i>By the Court</i>	2	8	1	87	5	19	7	4
<i>By the Jury</i>	4	23	5	114	22	100	34	18
Total Acquittals	6	31	6	201	27	119	41	22
Dismissals	84	187	112	5,476	556	1,592	2,152	1,352
Motions to Revoke								
<i>Granted/Revoked</i>	2	7	25	2,532	92	435	1,284	1,049
<i>Denied/Continued</i>	1	13	53	3,227	122	475	1,170	1,376
All Other Dispositions	15	14	19	964	34	117	169	281
Total Cases Disposed	362	801	555	26,879	1,565	6,177	11,947	10,061
Cases Placed on Inactive Status	55	198	165	6,859	504	1,900	4,256	2,570
Cases Pending End of Year								
<i>Active Cases</i>	897	1,678	719	15,806	1,989	7,679	5,980	6,258
<i>Inactive Cases</i>	131	799	292	6,127	919	4,612	2,406	2,190
Cases in Which								
<i>Death Penalty Sought</i>	3	---	---	---	---	---	---	---
<i>Death Penalty Not Sought</i>	111	---	---	---	---	---	---	---
Sentencing Information								
Prison	220	498	150	3,520	352	2,009	1,608	3,053
State Jail	7	12	21	359	19	101	99	300
Local Jail	0	3	17	2,677	37	50	1,856	438
Probation/Community Supervision	2	7	49	1,161	46	107	792	210
Shock Probation	0	1	0	17	1	2	2	34
Fine Only	0	0	0	14	0	3	14	5
Other	6	11	6	135	19	55	73	49

AGE OF CASES DISPOSED	90 Days or Less	91 to 180 Days	181 to 365 Days	Over 365 Days	Total
Number of Cases	117,979	56,258	51,129	51,675	277,041

INFORMATION ON TRAFFICKING OF PERSON	Total Filed
Cases for Trafficking of Persons	77
Cases for Prostitution	643
Cases for Compelling Prostitution	91



DISTRICT COURT CRIMINAL CASE ACTIVITY

Cases on Docket

	Burglary	Theft	Auto Theft	Drug Sale or Manufacture	Drug Possession	Felony DWI	Other Felony	All Misdemeanors	Total Cases
Cases Pending Beginning of Year									
<i>Active Cases</i>	10,877	17,107	3,471	12,512	35,183	10,230	40,287	3,425	175,056
<i>Inactive Cases</i>	4,467	10,212	1,575	3,813	14,237	3,984	17,134	574	71,945
Docket Adjustments	-716	-358	-215	-133	-610	-187	-727	781	-3,503
Cases Added									
Filed by Indictment or Information	11,988	20,518	5,752	12,415	55,378	9,456	47,496	1,542	210,457
Other Cases Reaching Docket									
<i>Motions to Revoke Filed</i>	5,911	6,576	1,383	3,859	17,328	3,554	11,838	952	64,633
<i>Cases Reactivated</i>	5,684	8,885	2,094	4,214	19,111	3,561	17,174	919	76,199
<i>All Other Cases Added</i>	389	474	91	424	1,248	590	1,357	863	6,912
Total Active Cases on Docket	34,133	53,202	12,576	33,291	127,638	27,204	117,425	8,482	529,754
Dispositions									
Convictions									
<i>Guilty Plea or Nolo Contendere</i>	6,267	12,259	3,013	6,139	24,154	8,301	21,180	1,066	100,584
<i>By the Court</i>	375	470	100	249	1,063	529	1,129	47	4,923
<i>By the Jury</i>	70	59	9	115	147	52	341	5	1,885
Total Convictions	6,712	12,788	3,122	6,503	25,364	8,882	22,650	1,118	107,392
Deferred Adjudication	3,439	4,887	1,087	3,440	16,819	118	11,256	272	53,972
Acquittals									
<i>By the Court</i>	14	11	2	2	26	3	71	3	265
<i>By the Jury</i>	16	16	3	18	35	10	93	1	512
Total Acquittals	30	27	5	20	61	13	164	4	777
Dismissals	2,411	4,473	1,333	2,769	11,737	885	12,981	691	48,791
Motions to Revoke									
<i>Granted/Revoked</i>	2,825	3,516	768	1,567	8,557	1,585	5,523	607	30,374
<i>Denied/Continued</i>	2,578	2,574	489	1,992	6,745	1,742	4,855	246	27,658
All Other Dispositions	494	692	150	434	1,484	560	1,728	922	8,077
Total Cases Disposed	18,489	28,957	6,954	16,725	70,767	13,785	59,157	3,860	277,041
Cases Placed on Inactive Status	6,013	9,285	2,298	4,738	21,556	3,837	18,928	862	84,024
Cases Pending End of Year									
<i>Active Cases</i>	9,553	14,895	3,294	11,681	34,636	9,468	39,056	3,487	167,076
<i>Inactive Cases</i>	4,745	10,472	1,769	4,338	16,905	4,249	18,665	788	79,407
Cases in Which									
<i>Death Penalty Sought</i>	---	---	---	---	---	---	---	---	3
<i>Death Penalty Not Sought</i>	---	---	---	---	---	---	---	---	111
Sentencing Information									
Prison	2,808	1,618	354	4,321	5,281	2,754	9,968	40	38,554
State Jail	1,753	5,777	1,613	876	7,243	502	3,927	40	22,649
Local Jail	1,046	3,904	903	694	8,554	576	4,654	681	26,090
Probation/Community Supervision	928	1,311	252	768	3,859	4,592	3,418	272	17,774
Shock Probation	26	15	1	17	15	17	18	3	169
Fine Only	3	11	1	4	58	6	71	16	206
Other	86	210	11	125	410	368	461	32	2,057

ADDITIONAL COURT ACTIVITY

	Total
Cases in Which Jury Selected	2,584
Cases in Which Mistrial Declared	151
Motions to Suppress Granted or Denied	1,729
Competency Hearings Held	3,366
Cases Set for Review	36,310
Cases in Which Attorney Appointed as Counsel	151,694
Cases with Retained Counsel	74,609



District Courts

CIVIL CASE ACTIVITY

Cases on Docket

	Injury or Damage					
	Motor Vehicle	Medical Malpractice	Other Professional Malpractice	Product Liability - Asbestos/Silica	Other Product Liability	Other Injury or Damage
Cases Pending Beginning of Year						
<i>Active Cases</i>	39,574	1,707	431	2,457	740	14,695
<i>Inactive Cases</i>	1,331	49	31	280	44	724
Docket Adjustments	124	17	-11	9	-11	56
Cases Added						
New Cases Filed	31,526	1,013	228	98	217	8,082
Other Cases Reaching Docket						
<i>Cases Reactivated</i>	4,324	121	28	32	68	1,010
<i>All Other Cases Added</i>	724	25	15	24	7	284
Total Active Cases on Docket	76,272	2,883	691	2,620	1,021	24,127
Dispositions						
Change of Venue Transfers	250	15	6	6	4	157
Default Judgments	732	5	6	2	4	193
Agreed Judgments	3,671	124	26	11	40	1,180
Summary Judgments	247	21	13	0	9	337
Final Judgments						
<i>After Non-Jury Trial</i>	1,143	43	13	3	14	451
<i>By Jury Verdict</i>	511	29	4	1	5	95
<i>By Directed Verdict</i>	11	0	0	0	1	4
<i>Dismissed for Want of Prosecution</i>	3,452	91	37	133	37	1,067
<i>Non-Suited or Dismissed by Plaintiff</i>	14,629	513	103	432	149	3,682
All Other Dispositions	1,261	64	17	65	30	868
Total Cases Disposed	25,907	905	225	653	293	8,034
Cases Placed on Inactive Status	4,637	144	33	9	64	1,137
Cases Pending End of Year						
<i>Active Cases</i>	45,500	1,809	435	1,959	662	14,927
<i>Inactive Cases</i>	1,577	75	32	255	41	828

AGE OF CASES DISPOSED	3 Months or Less	Over 3 to 6 Months	Over 6 to 12 Months	12 to 18 Months	Over 18 Months	Total
Number of Cases	57,318	33,710	46,673	29,781	53,179	220,661

ADDITIONAL COURT ACTIVITY	Total
Cases in Which Jury Selected	1,259
Cases in Which Mistrial Declared	69
Injunction or Show Cause Order Issued	4,148
Cases in Which Plaintiff/Petitioner Represented Self	7,109



DISTRICT COURT FAMILY CASE ACTIVITY

Cases on Docket	Real Property		Contract		Civil Cases Relating to Criminal Matters	All Other Civil Cases	Tax	Total Cases
	Eminent Domain	Other Real Property	Consumer/Commercial/Debt	Other Contract				
Cases Pending Beginning of Year								
<i>Active Cases</i>	700	9,195	43,479	15,498	42,535	38,710	103,542	313,263
<i>Inactive Cases</i>	10	287	1,990	1,094	358	1,536	1,180	8,914
Docket Adjustments	-13	-15	-131	306	-2,375	2,324	-62	218
Cases Added								
New Cases Filed	256	9,987	38,636	14,283	49,729	30,505	51,830	236,390
Other Cases Reaching Docket								
<i>Cases Reactivated</i>	1	1,584	1,819	505	1,408	1,003	4,184	16,087
<i>All Other Cases Added</i>	2	179	1,143	312	749	1,399	556	5,419
Total Active Cases on Docket	946	20,930	84,946	30,904	92,046	73,941	160,050	571,377
Dispositions								
Change of Venue Transfers	2	91	344	140	43	256	27	1,341
Default Judgments	5	652	7,266	2,943	5,414	2,052	11,768	31,042
Agreed Judgments	55	4,310	3,542	1,506	7,336	5,372	1,240	28,413
Summary Judgments	0	221	1,214	390	232	2,732	270	5,686
Final Judgments								
<i>After Non-Jury Trial</i>	38	432	1,469	842	10,658	2,793	10,540	28,439
<i>By Jury Verdict</i>	0	20	121	47	22	97	10	962
<i>By Directed Verdict</i>	0	1	3	7	13	9	2	51
<i>Dismissed for Want of Prosecution</i>	20	587	4,003	1,502	1,379	3,003	1,828	17,139
<i>Non-Suited or Dismissed by Plaintiff</i>	151	1,906	12,535	5,038	3,226	10,776	25,353	78,493
All Other Dispositions	50	505	2,467	851	17,463	4,171	1,281	29,095
Total Cases Disposed	321	8,727	32,964	13,266	45,786	31,261	52,319	220,661
Cases Placed on Inactive Status	2	1,685	2,370	621	1,568	1,180	4,114	17,564
Cases Pending End of Year								
<i>Active Cases</i>	606	10,504	49,424	16,807	44,507	41,154	102,782	331,076
<i>Inactive Cases</i>	6	377	2,421	1,213	412	1,673	1,251	10,161



District Courts

FAMILY CASE ACTIVITY

Cases on Docket	Divorce		Parent-Child - No Divorce	Child Protective Services	Termination of Parental Rights	Adoption	Protective Orders - No Divorce	All Other Family Law Cases
	Children	No Children						
Cases Pending Beginning of Year								
<i>Active Cases</i>	47,844	51,809	32,995	17,880	1,743	5,665	4,151	20,650
<i>Inactive Cases</i>	505	283	190	83	21	25	34	195
Docket Adjustments	94	-166	-17	-1,121	-48	-107	-167	170
Cases Added								
New Cases Filed	50,759	59,000	24,349	11,950	1,784	7,755	7,866	15,782
Other Cases Reaching Docket								
<i>Cases Reactivated</i>	2,000	1,568	459	315	15	125	155	363
<i>All Other Cases Added</i>	2,169	1,051	1,544	517	65	90	300	1,397
Total Active Cases on Docket	102,866	113,262	59,330	29,541	3,559	13,528	12,305	38,362
Dispositions								
Change of Venue Transfers	162	68	123	131	16	47	5	85
Default Judgments	3,496	5,672	2,393	198	76	107	662	265
Agreed Judgments	21,368	23,668	6,966	743	161	1,015	935	2,584
Summary Judgments	19	7	61	3	3	3	0	60
Final Judgments								
<i>After Non-Jury Trial</i>	14,406	18,555	5,335	4,223	1,052	4,472	1,553	7,844
<i>By Jury Verdict</i>	19	26	14	25	2	5	3	15
<i>By Directed Verdict</i>	4	3	3	4	4	0	0	1
<i>Dismissed for Want of Prosecution</i>	6,953	6,167	3,941	156	169	388	1,357	1,702
<i>Non-Suited or Dismissed by Plaintiff</i>	3,302	2,486	5,401	3,247	97	145	1,565	861
All Other Dispositions	1,989	1,778	1,342	1,686	155	1,325	1,850	3,501
Total Cases Disposed	51,718	58,430	25,579	10,416	1,735	7,507	7,930	16,918
Cases Placed on Inactive Status	2,012	1,592	511	376	25	139	165	605
Cases Pending End of Year								
<i>Active Cases</i>	48,998	53,138	33,209	18,735	1,800	5,881	4,213	20,384
<i>Inactive Cases</i>	567	315	228	100	27	33	40	472
AGE OF CASES DISPOSED								
	3 Months or Less	Over 3 to 6 Months	Over 6 to 12 Months	12 to 18 Months	Over 18 Months	Total		
Number of Cases	123,868	81,653	80,724	27,172	32,048			345,465
ADDITIONAL COURT ACTIVITY								
							Total	
					Cases in Which Jury Selected			208
					Cases in Which Mistrial Declared			85
					Injunction of Show Cause Order Issued			34,054
					Protective Orders Signed			8,379
					Cases Set for Review			22,257
					Cases in Which Plaintiff/Petitioner Represented Self			74,185



DISTRICT COURT FAMILY CASE ACTIVITY

Cases on Docket	Title IV-D			Post-Judgment Actions				Total Cases
	Paternity	Support Order	UIFSA	Modification - Custody	Modification - Other	Enforcement	Title IV-D	
Cases Pending Beginning of Year								
<i>Active Cases</i>	22,160	23,633	2,762	16,698	24,604	14,671	48,085	335,350
<i>Inactive Cases</i>	122	84	33	137	295	292	2,237	4,536
Docket Adjustments	-236	-616	-12	-295	-1,777	-1,224	-950	-6,472
Cases Added								
New Cases Filed	29,712	37,076	4,138	8,119	16,162	8,151	55,949	338,552
Other Cases Reaching Docket								
<i>Cases Reactivated</i>	73	77	10	154	786	253	1,908	8,261
<i>All Other Cases Added</i>	645	1,492	138	1,976	1,950	1,196	6,706	21,236
Total Active Cases on Docket	52,354	61,662	7,036	26,652	41,725	23,047	111,698	696,927
Dispositions								
Change of Venue Transfers	49	95	13	487	813	207	1,378	3,679
Default Judgments	2,936	2,599	273	593	948	143	2,199	22,560
Agreed Judgments	7,768	12,771	721	3,056	6,984	2,414	26,956	118,110
Summary Judgments	13	20	3	4	11	7	166	380
Final Judgments								
<i>After Non-Jury Trial</i>	5,557	5,902	939	2,545	2,649	2,042	12,319	89,393
<i>By Jury Verdict</i>	13	18	3	10	15	1	40	209
<i>By Directed Verdict</i>	1	3	0	4	13	2	9	51
<i>Dismissed for Want of Prosecution</i>	4,863	4,554	298	1,250	2,295	1,336	3,180	38,609
<i>Non-Suited or Dismissed by Plaintiff</i>	7,060	7,159	853	583	1,271	1,428	7,824	43,282
All Other Dispositions	2,910	4,902	666	538	1,365	1,090	4,095	29,192
Total Cases Disposed	31,170	38,023	3,769	9,070	16,364	8,670	58,166	345,465
Cases Placed on Inactive Status	169	114	23	173	833	362	2,454	9,553
Cases Pending End of Year								
<i>Active Cases</i>	21,020	23,524	3,249	17,406	24,542	14,052	51,297	341,448
<i>Inactive Cases</i>	210	120	41	152	323	364	2,563	5,555



District Courts

JUVENILE CASE ACTIVITY

Cases on Docket

	CINS	Delinquent Conduct							
		Capital Murder	Murder	Other Homicides	Aggra- vated Assault or Attempted Murder	Assault	Indecency with or Sexual Assault of Child	Aggra- vated Robbery or Robbery	Burglary
Cases Pending Beginning of Year									
Active Cases	405	20	33	5	801	1,559	927	569	1,037
Inactive Cases	79	3	5	1	122	270	81	128	167
Docket Adjustments	315	2	1	0	-6	-13	-2	-7	-5
Cases Added									
New Petitions Filed	369	11	7	2	1,417	2,577	736	765	1,020
Petitions for Transfer to Adult Criminal Court	---	8	3	0	7	2	34	13	5
Other Cases Reaching Docket									
Motions to Modify/Enforce/Proceed Filed	22	0	1	0	482	687	159	280	340
Cases Reactivated	23	8	3	1	271	370	162	244	198
All Other Cases Added	32	0	0	1	14	13	27	6	24
Total Active Cases on Docket	1,166	49	48	9	2,986	5,195	2,043	1,870	2,619
Adjudications									
Findings of Delinquent Conduct or CINS									
Plea of True	46	0	1	3	690	661	397	518	600
By the Court	13	1	1	2	83	139	41	50	57
By the Jury	0	0	0	0	1	0	1	3	1
Total Findings of DC/CINS	59	1	2	5	774	800	439	571	658
Deferred Prosecution	24	0	0	0	273	875	81	35	120
Transferred to Adult Criminal Court	---	18	10	0	9	0	28	40	0
Findings of No DC or No CINS									
By the Court	54	0	0	0	1	3	8	1	0
By the Jury	6	0	0	0	0	1	1	1	0
Total Findings of No DC/No CINS	60	0	0	0	1	4	9	2	0
Dismissals	109	1	1	0	222	509	114	62	198
Motions to Modify Disposition									
Denied	3	0	0	0	29	83	11	49	29
Granted	21	0	1	0	317	232	85	182	287
All Other Adjudications/Findings	31	1	2	1	173	569	114	95	67
Total Cases Adjudicated	307	21	16	6	1,798	3,072	881	1,036	1,359
Cases Placed on Inactive Status	21	9	2	1	284	342	186	190	228
Cases Pending End of Year									
Active Cases	837	19	30	2	888	1,730	964	589	1,038
Inactive Cases	77	4	4	1	151	292	116	129	186
Dispositions									
Cases with Finding of DC/CINS									
Probation Granted									
Determinate Sentence Probation	---	0	0	0	259	438	134	219	111
All Other Probation	57	0	0	1	474	401	278	193	590
Committed to Texas Juvenile Justice Dept.									
Determinate Sentence	---	0	2	3	19	3	15	119	6
Indeterminate Sentence	---	0	0	0	57	4	16	36	29
Final Judgment Without Any Disposition	1	0	0	1	61	59	9	49	48
Cases with Granted Motion to Modify Disp.									
Probation Revoked, Child Sent to TJJD	---	0	1	0	17	1	7	21	14
All Other Dispositions	36	2	0	30	199	196	54	146	190

AGE OF CASES DISPOSED	30 Days or Less	31 to 90 Days	91 to 180 Days	Over 180 Days	Total
Number of Cases	7,055	6,693	3,569	3,746	21,063



DISTRICT COURT JUVENILE CASE ACTIVITY

Cases on Docket

	Delinquent Conduct							Total DC Cases		
	Theft	Auto Theft	Felony Drug Offenses	Misdemeanor Drug Offenses	DWI	Contempt of Court	All Other Offenses	Total Cases	Felonies	Misdemeanors
Cases Pending Beginning of Year										
Active Cases	606	328	383	743	25	151	10,123	17,715	4,588	4,557
Inactive Cases	168	45	47	177	1	30	506	1,830	824	1,005
Docket Adjustments	6	2	3	-11	-5	0	-566	-286	4	158
Cases Added										
New Petitions Filed	525	569	453	1,296	23	0	6,243	16,013	6,380	8,315
Petitions for Transfer to Adult Criminal Court	0	1	1	0	0	0	20	94	78	7
Other Cases Reaching Docket										
Motions to Modify/Enforce/Proceed Filed	289	256	132	453	4	4	2,633	5,742	2,387	2,881
Cases Reactivated	144	127	68	295	3	15	939	2,871	1,395	1,384
All Other Cases Added	9	15	6	13	0	0	87	247	107	86
Total Active Cases on Docket	1,579	1,298	1,046	2,789	50	170	19,479	42,396	14,939	17,388
Adjudications										
Findings of Delinquent Conduct or CINS										
Plea of True	330	371	160	426	11	0	2,792	7,006	3,439	3,081
By the Court	22	31	26	101	0	0	351	918	376	498
By the Jury	0	0	0	1	0	0	9	16	9	3
Total Findings of DC/CINS	352	402	186	528	11	0	3,152	7,940	3,824	3,582
Deferred Prosecution	94	49	153	437	3	0	1,452	3,596	1,027	2,360
Transferred to Adult Criminal Court	2	1	20	0	0	0	4	132	128	3
Findings of No DC or No CINS										
By the Court	0	1	0	3	0	0	4	75	12	6
By the Jury	0	0	0	0	0	0	4	13	2	5
Total Findings of No DC/No CINS	0	1	0	3	0	0	8	88	14	11
Dismissals	81	64	66	221	4	0	1,145	2,797	869	1,564
Motions to Modify Disposition										
Denied	42	30	11	60	1	3	221	572	282	282
Granted	179	164	69	148	1	3	1,377	3,066	1,553	1,312
All Other Adjudications/Findings	128	69	74	311	5	1	1,231	2,872	878	1,893
Total Cases Adjudicated	878	780	579	1,708	25	7	8,590	21,063	8,575	11,007
Cases Placed on Inactive Status	126	114	63	212	2	0	721	2,501	1,279	1,130
Cases Pending End of Year										
Active Cases	566	378	398	819	23	163	9,948	18,392	4,881	4,993
Inactive Cases	158	56	48	144	0	15	493	1,874	901	999
Dispositions										
Cases with Finding of DC/CINS										
Probation Granted										
Determinate Sentence Probation	124	171	80	330	15	0	1,499	3,380	1,455	2,039
All Other Probation	230	184	115	247	7	2	1,674	4,453	2,147	1,811
Committed to Texas Juvenile Justice Dept.										
Determinate Sentence	6	2	0	1	0	0	26	202	173	14
Indeterminate Sentence	9	14	5	0	0	0	43	213	190	15
Final Judgment Without Any Disposition	18	44	17	39	3	0	232	581	297	275
Cases with Granted Motion to Modify Disp.										
Probation Revoked, Child Sent to TJJD	6	4	5	0	0	0	19	95	82	3
All Other Dispositions	167	124	62	151	1	2	1,188	2,548	1,181	1,125

ADDITIONAL COURT ACTIVITY

	CINS	DC	Total		CINS	DC	Total
Grand Jury Approvals	---	817	817	Motions to Suppress Granted or Denied	0	54	54
Release or Transfer Hearings	---	175	175	Applications for Sealing Records	119	653	772
Detention Hearings	2,469	28,533	31,002	Motions for Sex Offender Un- or Deregistration	0	46	46
Cases Set for Review	80	7,072	7,152	Cases in Which Attorney Appointed as Counsel	307	16,103	16,410
Competency Hearings	0	34	34	Cases with Retained Counsel	48	3,331	3,379



Statutory County Courts

FELONY CASE ACTIVITY

Cases on Docket

	Capital Murder	Murder	Other Homicides	Aggravated Assault or Attempted Murder	Sexual Assault of Adult	Indecency with or Sexual Assault of Child	Family Violence Assault	Aggravated Robbery or Robbery
Cases Pending Beginning of Year								
<i>Active Cases</i>	0	1	4	32	2	14	10	9
<i>Inactive Cases</i>	0	0	3	7	0	3	1	3
Docket Adjustments	0	0	0	1	0	0	8	0
Cases Added								
Filed by Indictment or Information	0	1	5	39	0	13	23	8
Other Cases Reaching Docket								
<i>Motions to Revoke Filed</i>	0	0	0	11	0	2	4	2
<i>Cases Reactivated</i>	0	0	0	4	0	3	1	0
<i>All Other Cases Added</i>	0	0	0	0	0	0	0	0
Total Active Cases on Docket	0	2	9	87	2	32	46	19
Dispositions								
Convictions								
<i>Guilty Plea or Nolo Contendere</i>	0	1	2	13	0	1	8	2
<i>By the Court</i>	0	0	0	0	0	0	0	0
<i>By the Jury</i>	0	0	0	1	0	1	0	0
Total Convictions	0	1	2	14	0	2	8	2
Deferred Adjudication	0	0	0	14	0	0	6	5
Acquittals								
<i>By the Court</i>	0	0	0	0	0	0	0	0
<i>By the Jury</i>	0	0	0	0	1	0	0	0
Total Acquittals	0	0	0	0	1	0	0	0
Dismissals	0	0	0	9	0	6	4	1
Motions to Revoke								
<i>Granted/Revoked</i>	0	0	1	4	0	3	3	2
<i>Denied/Continued</i>	0	0	0	2	0	0	2	0
All Other Dispositions	0	0	1	0	0	0	0	0
Total Cases Disposed	0	1	4	43	1	11	23	10
Cases Placed on Inactive Status	0	0	5	9	0	4	2	0
Cases Pending End of Year								
<i>Active Cases</i>	0	1	1	36	1	20	22	9
<i>Inactive Cases</i>	0	0	7	11	0	1	1	3
Cases in Which								
<i>Death Penalty Sought</i>	---	---	---	---	---	---	---	---
<i>Death Penalty Not Sought</i>	---	---	---	---	---	---	---	---
Sentencing Information								
Prison	0	0	1	4	0	2	3	0
State Jail	0	0	0	2	0	0	0	0
Local Jail	0	1	0	2	0	0	0	1
Probation/Community Supervision	0	0	1	6	0	0	5	1
Shock Probation	0	0	0	0	0	0	0	0
Fine Only	0	0	0	0	0	0	0	0
Other	0	0	0	0	0	0	0	0
AGE OF CASES DISPOSED								
	90 Days or Less	91 to 180 Days	181 to 365 Days	Over 365 Days	Total			
Number of Cases	188	237	254	125	804			



STATUTORY COUNTY COURTS FELONY CASE ACTIVITY

Cases on Docket

	Burglary	Theft	Auto Theft	Drug Sale or Manufacture	Drug Possession	Felony DWI	Other Felony	Total Cases
Cases Pending Beginning of Year								
<i>Active Cases</i>	30	47	28	16	139	156	87	575
<i>Inactive Cases</i>	14	22	11	0	27	97	29	217
Docket Adjustments	8	16	0	0	2	13	-1	47
Cases Added								
Filed by Indictment or Information	47	49	21	7	157	180	102	652
Other Cases Reaching Docket								
<i>Motions to Revoke Filed</i>	21	12	4	8	53	40	18	175
<i>Cases Reactivated</i>	7	6	6	0	8	84	17	136
<i>All Other Cases Added</i>	0	0	0	0	2	0	0	2
Total Active Cases on Docket	113	130	59	31	361	473	223	1,587
Dispositions								
Convictions								
<i>Guilty Plea or Nolo Contendere</i>	20	33	19	4	78	178	56	415
<i>By the Court</i>	0	0	0	0	0	1	0	1
<i>By the Jury</i>	0	1	0	1	2	2	2	10
Total Convictions	20	34	19	5	80	181	58	426
Deferred Adjudication	11	10	3	3	55	0	25	132
Acquittals								
<i>By the Court</i>	0	0	0	0	0	0	1	1
<i>By the Jury</i>	0	0	0	0	0	0	0	1
Total Acquittals	0	0	0	0	0	0	1	2
Dismissals	6	4	5	1	25	4	15	80
Motions to Revoke								
<i>Granted/Revoked</i>	10	10	2	5	27	34	17	118
<i>Denied/Continued</i>	11	1	2	2	12	6	3	41
All Other Dispositions	0	0	0	0	2	1	1	5
Total Cases Disposed	58	59	31	16	201	226	120	804
Cases Placed on Inactive Status	11	19	8	2	18	84	26	188
Cases Pending End of Year								
<i>Active Cases</i>	50	74	23	15	148	171	87	658
<i>Inactive Cases</i>	12	13	10	0	31	89	28	206
Cases in Which								
<i>Death Penalty Sought</i>	---	---	---	---	---	---	---	---
<i>Death Penalty Not Sought</i>	---	---	---	---	---	---	---	---
Sentencing Information								
Prison	9	3	0	5	19	57	24	127
State Jail	2	14	10	0	30	19	9	86
Local Jail	2	3	0	0	1	1	4	15
Probation/Community Supervision	7	16	8	0	31	103	17	195
Shock Probation	0	0	0	0	0	0	0	0
Fine Only	0	0	1	0	0	0	0	1
Other	0	1	0	0	0	0	0	1



Statutory County Courts

MISDEMEANOR CASE ACTIVITY

Cases on Docket

	DWI - First Offense	DWI - Second Offense	Theft	Theft by Check	Drug Possession - Marijuana	Drug Offenses - Other
Cases Pending Beginning of Year						
<i>Active Cases</i>	53,082	8,034	27,141	17,008	33,805	12,651
<i>Inactive Cases</i>	26,915	3,687	37,043	24,898	13,700	4,055
Docket Adjustments	-882	-48	-1,956	-549	228	-676
Cases Added						
New Cases Filed	53,975	11,476	30,718	4,878	59,087	19,154
Appealed from Lower Courts	51	12	36	10	19	113
Other Cases Reaching Docket						
<i>Motions to Revoke Filed</i>	8,400	1,900	4,661	661	5,333	1,779
<i>Cases Reactivated</i>	10,339	2,600	14,821	4,958	12,717	4,344
<i>All Other Cases Added</i>	194	107	263	17	145	125
Total Active Cases on Docket	125,159	24,081	75,684	26,983	111,334	37,490
Dispositions						
Convictions						
<i>Guilty Plea or Nolo Contendere</i>	38,275	9,568	15,188	2,065	23,658	7,830
<i>By the Court</i>	493	134	165	160	381	102
<i>By the Jury</i>	548	102	45	3	48	14
Total Convictions	39,316	9,804	15,398	2,228	24,087	7,946
Deferred Adjudication	2,787	294	7,151	876	11,854	2,971
Acquittals						
<i>By the Court</i>	117	19	14	5	13	5
<i>By the Jury</i>	237	42	14	1	12	2
Total Acquittals	354	61	28	6	25	7
Dismissals	11,263	1,259	11,438	6,693	20,139	7,175
Motions to Revoke						
<i>Granted/Revoked</i>	3,853	962	3,153	447	3,312	1,121
<i>Denied/Continued</i>	3,288	820	1,654	277	1,434	463
All Other Dispositions	822	141	1,124	160	2,364	1,102
Total Cases Disposed	61,683	13,341	39,946	10,687	63,215	20,785
Placed on Inactive Status	12,415	2,907	14,982	2,976	14,163	5,150
Cases Pending End of Year						
<i>Active Cases</i>	50,546	7,738	21,094	12,206	33,775	11,708
<i>Inactive Cases</i>	28,884	3,985	36,630	23,573	14,866	4,556
Sentencing Information						
Local Jail	17,729	4,808	12,839	1,603	18,643	6,636
Probation/Comm. Supervision	20,691	4,818	1,748	406	2,253	994
Fine Only	569	93	800	200	3,141	348
Other	160	52	138	34	282	66

AGE OF CASES DISPOSED	30 Days or Less	31 to 90 Days	91 to 180 Days	Over 180 Days	Total
Number of Cases	99,049	44,329	40,520	247,108	431,006

INFORMATION ON TRAFFICKING OF PERSONS	Total Filed
Cases for Trafficking of Persons	0
Cases for Prostitution	2,756
Cases for Compelling Prostitution	0



Cases on Docket

	Family Violence Assault	Assault - Other	Traffic	DWLS/DWLI	Other Misdemeanor Cases	Total Cases
Cases Pending Beginning of Year						
<i>Active Cases</i>	21,110	11,978	11,407	12,183	60,349	268,748
<i>Inactive Cases</i>	10,839	7,962	8,942	7,394	40,851	186,286
Docket Adjustments	1,002	-1,789	1,345	-505	484	-3,346
Cases Added						
New Cases Filed	31,184	10,664	6,716	21,836	112,462	362,150
Appealed from Lower Courts	19	48	17,211	363	3,710	21,592
Other Cases Reaching Docket						
<i>Motions to Revoke Filed</i>	2,880	1,202	681	775	7,928	36,200
<i>Cases Reactivated</i>	9,079	3,278	2,216	6,142	25,089	95,583
<i>All Other Cases Added</i>	309	207	61	24	445	1,897
Total Active Cases on Docket	65,583	25,588	39,637	40,818	210,467	782,824
Dispositions						
Convictions						
<i>Guilty Plea or Nolo Contendere</i>	10,336	4,240	6,086	9,850	56,481	183,577
<i>By the Court</i>	134	67	94	74	730	2,534
<i>By the Jury</i>	157	63	16	16	203	1,215
Total Convictions	10,627	4,370	6,196	9,940	57,414	187,326
Deferred Adjudication	5,787	1,874	7,398	1,943	15,693	58,628
Acquittals						
<i>By the Court</i>	32	25	8	4	43	285
<i>By the Jury</i>	181	66	13	0	138	706
Total Acquittals	213	91	21	4	181	991
Dismissals	15,413	4,994	10,217	8,540	39,852	136,983
Motions to Revoke						
<i>Granted/Revoked</i>	1,875	684	422	497	4,769	21,095
<i>Denied/Continued</i>	891	483	245	232	2,728	12,515
All Other Dispositions	811	285	1,180	1,022	4,457	13,468
Total Cases Disposed	35,617	12,781	25,679	22,178	125,094	431,006
Placed on Inactive Status	9,805	3,621	2,406	6,580	28,659	103,664
Cases Pending End of Year						
<i>Active Cases</i>	19,574	9,895	11,362	11,606	56,860	246,364
<i>Inactive Cases</i>	12,018	7,520	9,082	7,983	43,568	192,665
Sentencing Information						
Local Jail	8,381	3,403	2,050	8,162	50,295	134,549
Probation/Comm. Supervision	1,586	645	740	507	4,437	38,825
Fine Only	612	271	3,503	1,086	2,080	12,703
Other	90	46	101	149	429	1,547

ADDITIONAL COURT ACTIVITY	Midemeanor	Felony	Total
Cases in Which Jury Selected	1,611	7	1,618
Cases in Which Mistrial Declared	93	3	96
Motions to Suppress Granted or Denied	1,456	24	1,480
Competency Hearings Held	2,026	0	2,026
Cases Set for Review	31,672	2	31,674
Cases in Which Attorney Appointed as Counsel	176,420	234	176,654
Cases with Retained Counsel	152,200	305	152,505



Statutory County Courts

CIVIL CASE ACTIVITY

Cases on Docket	Injury or Damage					
	Motor Vehicle	Medical Malpractice	Other Professional Malpractice	Product Liability - Asbestos/Silica	Other Product Liability	Other Injury or Damage
Cases Pending Beginning of Year						
<i>Active Cases</i>	19,106	114	20	220	880	5,332
<i>Inactive Cases</i>	974	0	0	1	5	372
Docket Adjustments	2	-7	-2	-32	-160	29
Cases Added						
New Cases Filed	13,764	44	10	120	266	2,199
Cases Appealed from Lower Courts	10	0	0	0	1	54
Other Cases Reaching Docket						
<i>Cases Reactivated</i>	225	1	0	0	4	25
<i>All Other Cases Added</i>	388	3	0	1	5	70
Total Active Cases on Docket	33,495	155	28	309	996	7,709
Dispositions						
Change of Venue Transfers	84	0	1	2	0	24
Default Judgments	1,040	1	0	0	4	97
Agreed Judgments	610	4	1	0	6	126
Summary Judgments	150	3	0	0	0	95
Final Judgments						
<i>After Non-Jury Trial</i>	540	0	0	0	1	124
<i>By Jury Verdict</i>	169	1	0	0	0	17
<i>By Directed Verdict</i>	2	0	0	0	0	1
<i>Dismissed for Want of Prosecution</i>	1,868	10	2	1	7	306
<i>Non-Suited or Dismissed by Plaintiff</i>	6,616	17	1	4	43	1,117
All Other Dispositions	2,638	1	1	0	10	441
Total Cases Disposed	13,717	37	6	7	71	2,348
Cases Placed on Inactive Status	301	1	0	0	4	38
Cases Pending End of Year						
<i>Active Cases</i>	19,469	117	22	302	919	5,306
<i>Inactive Cases</i>	1,061	0	0	1	6	382
AGE OF CASES DISPOSED						
	3 Months or Less	Over 3 to 6 Months	Over 6 to 12 Months	12 to 18 Months	Over 18 Months	Total
Number of Cases	37,327	20,674	23,355	8,945	19,049	109,350



STATUTORY COUNTY COURTS CIVIL CASE ACTIVITY

Cases on Docket

	Real Property		Contract		Civil Cases Relating to Criminal Matters	All Other Civil Cases	Tax	Total Cases
	Eminent Domain	Other Real Property	Consumer/Commercial/Debt	Other Contract				
Cases Pending Beginning of Year								
<i>Active Cases</i>	4,276	1,559	38,218	6,976	85,271	18,889	4,104	184,965
<i>Inactive Cases</i>	7	15	6,546	1,615	81	295	1	9,912
Docket Adjustments	-133	-88	429	167	-3,315	-1,349	-93	-4,552
Cases Added								
New Cases Filed	1,009	1,222	40,071	5,763	31,911	12,681	1,598	110,658
Cases Appealed from Lower Courts	3	156	129	938	17	6,063	2	7,373
Other Cases Reaching Docket								
<i>Cases Reactivated</i>	27	1	662	80	5	138	0	1,168
<i>All Other Cases Added</i>	20	136	1,976	160	201	765	4	3,729
Total Active Cases on Docket	5,202	2,986	81,485	14,084	114,090	37,187	5,615	303,341
Dispositions								
Change of Venue Transfers	0	0	107	29	11	68	0	326
Default Judgments	2	55	11,177	1,114	3,748	793	280	18,311
Agreed Judgments	239	35	3,347	514	5,217	1,150	138	11,387
Summary Judgments	12	14	1,105	171	133	295	116	2,094
Final Judgments								
<i>After Non-Jury Trial</i>	150	147	1,288	616	2,189	3,119	305	8,479
<i>By Jury Verdict</i>	11	2	27	22	1	30	0	280
<i>By Directed Verdict</i>	0	2	3	0	1	7	0	16
<i>Dismissed for Want of Prosecution</i>	21	324	4,163	729	1,425	2,521	17	11,394
<i>Non-Suited or Dismissed by Plaintiff</i>	262	151	11,448	1,654	5,715	2,985	841	30,854
All Other Dispositions	195	457	3,612	1,125	11,113	6,476	140	26,209
Total Cases Disposed	892	1,187	36,277	5,974	29,553	17,444	1,837	109,350
Cases Placed on Inactive Status	29	6	1,835	92	31	188	1	2,526
Cases Pending End of Year								
<i>Active Cases</i>	4,323	1,792	43,287	7,843	84,452	19,489	3,691	191,012
<i>Inactive Cases</i>	8	19	7,796	1,613	115	336	2	11,339

ADDITIONAL COURT ACTIVITY	Total
Cases in Which Jury Selected	458
Cases in Which Mistrial Declared	18
Injunction or Show Cause Order Issued	1,116
Cases in Which Plaintiff/Petitioner Represented Self	8,096



Statutory County Courts

FAMILY CASE ACTIVITY

Cases on Docket

	Divorce		Parent-Child - No Divorce	Child Protective Services	Termination of Parental Rights	Adoption	Protective Orders - No Divorce	All Other Family Law Cases
	Children	No Children						
Cases Pending Beginning of Year								
<i>Active Cases</i>	8,550	5,261	2,633	2,877	338	643	1,773	4,021
<i>Inactive Cases</i>	26	26	7	7	0	0	4	8
Docket Adjustments	-147	176	110	-98	1	-1	17	-114
Cases Added								
New Cases Filed	6,382	7,054	1,463	1,819	227	928	1,229	1,904
Other Cases Reaching Docket								
<i>Cases Reactivated</i>	8	4	3	1	0	0	1	6
<i>All Other Cases Added</i>	180	81	182	25	9	8	30	184
Total Active Cases on Docket	14,973	12,576	4,391	4,624	575	1,578	3,050	6,001
Dispositions								
Change of Venue Transfers	20	11	13	22	1	4	2	38
Default Judgments	141	212	67	5	7	6	19	37
Agreed Judgments	1,912	2,046	245	76	16	116	121	376
Summary Judgments	3	4	1	0	0	1	0	0
Final Judgments								
<i>After Non-Jury Trial</i>	3,038	3,412	604	548	104	524	434	757
<i>By Jury Verdict</i>	3	4	2	1	0	2	1	1
<i>By Directed Verdict</i>	2	3	0	0	2	0	0	0
<i>Dismissed for Want of Prosecution</i>	620	530	218	108	11	42	106	173
<i>Non-Suited or Dismissed by Plaintiff</i>	489	319	149	495	19	21	215	166
All Other Dispositions	416	327	195	201	51	162	182	758
Total Cases Disposed	6,644	6,868	1,494	1,456	211	878	1,080	2,306
Cases Placed on Inactive Status	18	26	8	9	0	4	2	8
Cases Pending End of Year								
<i>Active Cases</i>	8,261	5,660	2,877	3,165	363	696	1,960	3,681
<i>Inactive Cases</i>	26	16	4	9	0	0	0	5
AGE OF CASES DISPOSED								
	3 Months or Less	Over 3 to 6 Months	Over 6 to 12 Months	12 to 18 Months	Over 18 Months	Total		
Number of Cases	16,140	8,413	7,473	2,736	4,537	39,299		



STATUTORY COUNTY COURTS FAMILY CASE ACTIVITY

Cases on Docket

	Title IV-D			Post-Judgment Actions				Total Cases
	Paternity	Support Order	UIFSA	Modification - Custody	Modification - Other	Enforcement	Title IV-D	
Cases Pending Beginning of Year								
Active Cases	3,329	1,726	334	2,157	3,136	2,040	7,258	46,076
Inactive Cases	0	7	2	2	6	10	245	350
Docket Adjustments	14	86	-6	-143	-165	-171	-257	-698
Cases Added								
New Cases Filed	4,909	3,090	427	834	1,420	802	5,760	38,248
Other Cases Reaching Docket								
Cases Reactivated	1	2	2	0	2	0	164	194
All Other Cases Added	320	83	18	268	341	252	1,663	3,644
Total Active Cases on Docket	8,573	4,987	775	3,116	4,734	2,923	14,588	87,464
Dispositions								
Change of Venue Transfers	6	10	1	51	72	23	198	472
Default Judgments	246	82	20	33	27	15	150	1,067
Agreed Judgments	1,378	761	71	232	223	157	1,830	9,560
Summary Judgments	0	4	0	1	2	0	0	16
Final Judgments								
After Non-Jury Trial	1,996	1,201	87	375	423	215	2,256	15,974
By Jury Verdict	2	14	0	2	3	3	15	53
By Directed Verdict	0	1	0	0	0	0	3	11
Dismissed for Want of Prosecution	40	36	6	146	152	77	48	2,313
Non-Suited or Dismissed by Plaintiff	1,247	349	76	74	104	99	871	4,693
All Other Dispositions	405	362	171	145	255	211	1,299	5,140
Total Cases Disposed	5,320	2,820	432	1,059	1,261	800	6,670	39,299
Cases Placed on Inactive Status	5	12	2	4	2	2	244	346
Cases Pending End of Year								
Active Cases	3,251	2,163	341	2,053	3,411	2,088	7,721	47,691
Inactive Cases	1	9	2	6	3	10	278	369

ADDITIONAL COURT ACTIVITY	Total
Cases in Which Jury Selected	33
Cases in Which Mistrial Declared	0
Injunction of Show Cause Order Issued	2,419
Protective Orders Signed	747
Cases Set for Review	999
Cases in Which Plaintiff/Petitioner Represented Self	7,988



Statutory County Courts

JUVENILE CASE ACTIVITY

Cases on Docket

	CINS	Delinquent Conduct							
		Capital Murder	Murder	Other Homicides	Aggra- vated Assault or Attempted Murder	Assault	Indecency with or Sexual Assault of Child	Aggra- vated Robbery or Robbery	Burglary
Cases Pending Beginning of Year									
<i>Active Cases</i>	415	6	11	1	379	774	328	125	427
<i>Inactive Cases</i>	3	0	0	1	70	177	7	12	27
Docket Adjustments	-95	-1	-2	-1	-130	-215	-27	-33	-80
Cases Added									
New Petitions Filed	133	3	3	5	351	942	331	106	409
Petitions for Transfer to Adult Criminal Court	---	0	0	0	2	2	6	7	2
Other Cases Reaching Docket									
<i>Motions to Modify/Enforce/Proceed Filed</i>	14	0	1	0	67	133	43	24	98
<i>Cases Reactivated</i>	4	0	0	0	6	29	0	1	3
<i>All Other Cases Added</i>	2	0	0	0	7	19	13	2	10
Total Active Cases on Docket	473	8	13	5	682	1,684	694	232	869
Adjudications									
Findings of Delinquent Conduct or CINS									
<i>Plea of True</i>	35	1	1	2	190	438	150	50	207
<i>By the Court</i>	28	0	0	0	19	27	29	12	33
<i>By the Jury</i>	0	0	0	0	1	1	2	0	0
Total Findings of DC/CINS	63	1	1	2	210	466	181	62	240
Deferred Prosecution	2	0	0	0	23	59	10	0	11
Transferred to Adult Criminal Court	---	0	0	0	0	1	9	5	1
Findings of No DC or No CINS									
<i>By the Court</i>	1	0	0	0	0	0	0	0	1
<i>By the Jury</i>	0	0	0	0	0	0	1	0	0
Total Findings of No DC/No CINS	1	0	0	0	0	0	1	0	1
Dismissals	28	0	1	0	73	275	68	15	55
Motions to Modify Disposition									
<i>Denied</i>	1	0	0	0	3	9	9	1	6
<i>Granted</i>	6	0	0	0	51	81	33	13	68
All Other Adjudications/Findings	10	0	0	0	17	58	17	11	32
Total Cases Adjudicated	111	1	2	2	377	949	328	107	414
Cases Placed on Inactive Status	10	0	0	0	8	39	0	2	10
Cases Pending End of Year									
<i>Active Cases</i>	359	5	11	4	365	866	370	135	471
<i>Inactive Cases</i>	2	0	0	0	4	12	1	1	8
Dispositions									
Cases with Finding of DC/CINS									
Probation Granted									
<i>Determinate Sentence Probation</i>	---	0	0	1	60	104	48	20	80
<i>All Other Probation</i>	33	0	0	1	119	330	111	18	123
Committed to Texas Juvenile Justice Dept.									
<i>Determinate Sentence</i>	---	1	0	1	2	3	6	7	2
<i>Indeterminate Sentence</i>	---	0	0	0	13	7	5	11	14
Final Judgment Without Any Disposition	5	0	0	1	17	60	12	5	23
Cases with Granted Motion to Modify Disp.									
Probation Revoked, Child Sent to TJJD	---	0	0	0	4	4	6	4	7
All Other Dispositions	29	0	0	0	32	53	15	13	42

AGE OF CASES DISPOSED	30 Days or Less	31 to 90 Days	91 to 180 Days	Over 180 Days	Total
Number of Cases	1,055	1,799	1,177	1,011	5,042



STATUTORY COUNTY COURTS JUVENILE CASE ACTIVITY

Cases on Docket

	Delinquent Conduct							Total DC Cases		
	Theft	Auto Theft	Felony Drug Offenses	Misde-meanor Drug Offenses	DWI	Con-tempt of Court	All Other Offenses	Total Cases	Felonies	Misde-means
Cases Pending Beginning of Year										
<i>Active Cases</i>	512	128	156	887	11	20	2,651	6,831	1,246	2,300
<i>Inactive Cases</i>	34	10	15	101	0	0	146	603	12	20
Docket Adjustments	-40	-14	-11	-88	0	-13	-922	-1,672	-22	272
Cases Added										
New Petitions Filed	569	195	140	589	6	2	1,465	5,249	1,898	2,659
Petitions for Transfer to Adult Criminal Court	2	0	1	1	0	0	12	35	17	2
Other Cases Reaching Docket										
<i>Motions to Modify/Enforce/Proceed Filed</i>	76	41	21	96	0	2	247	863	441	377
<i>Cases Reactivated</i>	6	3	0	10	0	0	57	119	24	35
<i>All Other Cases Added</i>	9	4	2	3	0	0	59	130	50	52
Total Active Cases on Docket	1,134	357	309	1,498	17	11	3,569	11,555	3,654	5,697
Adjudications										
Findings of Delinquent Conduct or CINS										
<i>Plea of True</i>	188	76	74	262	4	1	620	2,299	1,010	1,019
<i>By the Court</i>	22	6	5	16	0	0	51	248	130	60
<i>By the Jury</i>	1	0	0	0	0	0	0	5	3	2
Total Findings of DC/CINS	211	82	79	278	4	1	671	2,552	1,143	1,081
Deferred Prosecution	29	4	18	90	0	0	101	347	120	211
Transferred to Adult Criminal Court	0	0	0	0	0	0	2	18	13	0
Findings of No DC or No CINS										
<i>By the Court</i>	1	0	0	0	0	0	1	4	2	0
<i>By the Jury</i>	0	1	0	0	0	0	0	2	2	0
Total Findings of No DC/No CINS	1	1	0	0	0	0	1	6	4	0
Dismissals	110	19	36	124	1	2	310	1,117	308	561
Motions to Modify Disposition										
<i>Denied</i>	8	3	3	7	0	0	14	64	26	33
<i>Granted</i>	42	28	18	67	0	2	143	552	283	237
All Other Adjudications/Findings	39	13	8	44	0	0	137	386	153	172
Total Cases Adjudicated	440	150	162	610	5	5	1,379	5,042	2,050	2,295
Cases Placed on Inactive Status	20	4	1	21	0	0	143	258	39	56
Cases Pending End of Year										
<i>Active Cases</i>	718	212	162	965	12	6	2,231	6,892	1,563	3,345
<i>Inactive Cases</i>	3	1	0	12	0	0	45	89	19	36
Dispositions										
Cases with Finding of DC/CINS										
Probation Granted										
<i>Determinate Sentence Probation</i>	56	26	25	69	2	3	155	649	313	290
<i>All Other Probation</i>	125	31	48	197	4	1	427	1,568	675	728
Committed to Texas Juvenile Justice Dept.										
<i>Determinate Sentence</i>	2	2	0	0	0	0	4	30	26	3
<i>Indeterminate Sentence</i>	5	7	3	1	0	0	28	94	63	5
Final Judgment Without Any Disposition	15	12	8	18	0	0	71	247	108	131
Cases with Granted Motion to Modify Disp.										
Probation Revoked, Child Sent to TJJD	8	3	0	0	0	1	11	48	35	9
All Other Dispositions	36	19	12	49	0	2	107	409	191	174

ADDITIONAL COURT ACTIVITY

	CINS	DC	Total		CINS	DC	Total
Grand Jury Approvals	---	18	18	Motions to Suppress Granted or Denied	0	8	8
Release or Transfer Hearings	---	5	5	Applications for Sealing Records	0	413	413
Detention Hearings	134	6,741	6,875	Motions for Sex Offender Un- or Deregistration	0	12	12
Cases Set for Review	65	962	1,027	Cases in Which Attorney Appointed as Counsel	83	3,633	3,716
Competency Hearings	0	23	23	Cases with Retained Counsel	41	1,181	1,222



Statutory County Courts

PROBATE AND GUARDIANSHIP CASE ACTIVITY

Cases on Docket

	Decedents' Estates			Guardianships			Total Cases
	Independent Administration	Dependent Administration	All Other Estate Proceedings	Minor	Adult	All Other Cases	
New Cases, Applications or Contests Filed	25,968	1,577	11,342	467	3,721	4,726	47,801
Other Cases Added							
<i>Ancillary Cases</i>	207	61	32	2	52	73	427
<i>All Other Matters</i>	4,380	2,139	1,668	688	11,791	10,292	30,958
Inventories Filed	20,107	1,265	---	128	1,063	---	22,563
Guardianship of Person Reports Filed	---	---	---	796	23,643	---	24,439
Annual or Final Accounts Filed	---	1,600	---	985	5,204	---	7,789

Additional Court Activity	Total
Guardianships	
Dismissed or Denied	212
Granted	3,258
Closed	1,657
Active	41,942
Chapter 1102 Investigations	3,863
Chapter 48 Removals	80
Hearings Held	59,109
Cases in Which Plaintiff/Petitioner Represented Self	1,633

MENTAL HEALTH CASE ACTIVITY

Cases on Docket

	Temporary Mental Health Services	Extended Mental Health Services	Modification	
			Inpatient to Outpatient	Outpatient to Inpatient
Intake				
New Applications Filed	40,756	210	219	123
Orders for Protective Custody Signed	37,903	---	---	---
Hearings				
Probable Cause Hearings Held	32,465	---	---	---
Release/Dismissal Prior to Final Hearing	29,188	5	4	14
Final Commitment Hearings Held	9,257	160	9	12
Other Information				
Disposition at Final Hearing				
<i>Denied (Release)</i>	2,851	8	0	0
<i>Granted (Commit)</i>				
<i>Inpatient</i>	6,820	162	13	---
<i>Outpatient</i>	211	16	---	10

Order to Authorize Psychoactive Medications	Total
New Applications Filed	3,696
Dismissal Prior to Hearing	470
Hearings Held	3,084
Disposition at Hearing	
Denied	75
Granted	2,929



Constitutional County Courts

CRIMINAL CASE ACTIVITY

Cases on Docket

	DWI - First Offense	DWI - Second Offense	Theft	Theft by Check	Drug Possession - Marijuana	Drug Offenses - Other
Cases Pending Beginning of Year						
<i>Active Cases</i>	10,175	1,491	5,605	11,640	7,308	3,039
<i>Inactive Cases</i>	2,109	345	2,103	3,721	1,573	603
Docket Adjustments	183	17	74	71	264	72
Cases Added						
New Cases Filed	4,406	1,163	1,976	807	7,796	2,652
Appealed from Lower Courts	3	1	2	0	5	97
Other Cases Reaching Docket						
<i>Motions to Revoke Filed</i>	594	215	394	118	898	272
<i>Cases Reactivated</i>	703	203	788	844	1,182	442
<i>All Other Cases Added</i>	58	15	23	2	89	15
Total Active Cases on Docket	16,122	3,105	8,862	13,482	17,542	6,589
Dispositions						
Convictions						
<i>Guilty Plea or Nolo Contendere</i>	2,653	890	1,035	414	3,113	1,038
<i>By the Court</i>	227	60	93	12	194	114
<i>By the Jury</i>	7	3	4	1	6	3
Total Convictions	2,887	953	1,132	427	3,313	1,155
Deferred Adjudication	274	38	300	87	1,768	306
Acquittals						
<i>By the Court</i>	0	1	1	0	1	0
<i>By the Jury</i>	7	0	3	0	6	3
Total Acquittals	7	1	4	0	7	3
Dismissals	1,489	252	1,167	1,883	2,261	1,203
Motions to Revoke						
<i>Granted/Revoked</i>	291	112	238	85	431	146
<i>Denied/Continued</i>	123	38	62	32	135	42
All Other Dispositions	367	70	149	93	575	101
Total Cases Disposed	5,438	1,464	3,052	2,607	8,490	2,956
Cases Placed on Inactive Status	797	221	798	589	1,542	502
Cases Pending End of Year						
<i>Active Cases</i>	9,806	1,444	5,043	10,531	7,687	3,176
<i>Inactive Cases</i>	1,993	338	1,915	3,171	1,645	612
Sentencing Information						
Local Jail	606	231	576	184	1,447	638
Probation/Community Supervision	1,636	561	301	114	955	251
Fine Only	155	37	67	90	417	56
Other	237	38	128	105	247	49
AGE OF CASES DISPOSED						
	30 Days or Less	31 to 60 Days	61 to 90 Days	Over 90 Days	Total	
Number of Cases	15,017	7,344	6,696	22,384	51,441	



CONSTITUTIONAL COUNTY COURTS CRIMINAL CASE ACTIVITY

Cases on Docket

	Family Violence Assault	Assault - Other	Traffic	DWLS/ DWLI	Other Misdemeanor Cases	Total Cases
Cases Pending Beginning of Year						
<i>Active Cases</i>	2,196	2,746	5,659	4,154	17,587	71,600
<i>Inactive Cases</i>	435	375	522	717	2,610	15,113
Docket Adjustments	118	30	164	117	489	1,599
Cases Added						
New Cases Filed	2,415	1,569	2,384	4,030	12,048	41,246
Appealed from Lower Courts	1	6	2,163	45	433	2,756
Other Cases Reaching Docket						
<i>Motions to Revoke Filed</i>	265	158	126	348	858	4,246
<i>Cases Reactivated</i>	384	254	243	813	2,146	8,002
<i>All Other Cases Added</i>	27	17	46	50	110	452
Total Active Cases on Docket	5,406	4,780	10,785	9,557	33,671	129,901
Dispositions						
Convictions						
<i>Guilty Plea or Nolo Contendere</i>	948	606	743	1,748	5,283	18,471
<i>By the Court</i>	61	38	71	37	342	1,249
<i>By the Jury</i>	3	1	3	4	15	50
Total Convictions	1,012	645	817	1,789	5,640	19,770
Deferred Adjudication	297	209	1,144	527	1,206	6,156
Acquittals						
<i>By the Court</i>	2	1	0	0	5	11
<i>By the Jury</i>	10	7	0	0	7	43
Total Acquittals	12	8	0	0	12	54
Dismissals	1,127	804	2,282	1,604	5,372	19,444
Motions to Revoke						
<i>Granted/Revoked</i>	164	102	47	158	545	2,319
<i>Denied/Continued</i>	50	33	28	57	153	753
All Other Dispositions	155	87	461	204	683	2,945
Total Cases Disposed	2,817	1,888	4,779	4,339	13,611	51,441
Cases Placed on Inactive Status	429	271	345	916	2,729	9,139
Cases Pending End of Year						
<i>Active Cases</i>	2,201	2,523	5,666	4,355	17,657	70,089
<i>Inactive Cases</i>	432	367	535	744	2,632	14,384
Sentencing Information						
Local Jail	470	310	221	698	2,903	8,284
Probation/Community Supervision	348	182	191	389	1,149	6,077
Fine Only	74	48	237	387	474	2,042
Other	76	91	139	121	392	1,623

ADDITIONAL COURT ACTIVITY

	Total
Cases in Which Jury Selected	27
Cases in Which Mistrial Declared	3
Motions to Suppress Granted or Denied	64
Competency Hearings Held	2
Cases Set for Review	535
Cases in Which Attorney Appointed as Counsel	8,451
Cases with Retained Counsel	7,094



Constitutional County Courts

CIVIL CASE ACTIVITY

Cases on Docket	Injury or Damage		Real Property	Civil Cases Relating to Criminal Matters		
	Motor Vehicle	Other Injury or Damage				
Cases Pending Beginning of Year						
<i>Active Cases</i>	311	113	23	8,710		
<i>Inactive Cases</i>	30	5	0	304		
Docket Adjustments	-67	-6	-6	-345		
Cases Added						
New Cases Filed	69	11	5	2,954		
Appealed from Lower Courts	1	0	1	6		
Other Cases Reaching Docket						
<i>Cases Reactivated</i>	1	0	0	39		
<i>All Other Cases Added</i>	0	0	0	82		
Total Active Cases on Docket	315	118	23	11,446		
Dispositions						
Change of Venue Transfers	1	0	0	7		
Default Judgments	3	2	0	129		
Agreed Judgments	1	0	0	718		
Summary Judgments	3	0	0	4		
Final Judgments						
<i>After Non-Jury Trial</i>	0	1	2	98		
<i>By Jury Verdict</i>	0	0	0	4		
<i>By Directed Verdict</i>	0	0	0	0		
<i>Dismissed for Want of Prosecution</i>	2	3	1	444		
<i>Non-Suited or Dismissed by Plaintiff</i>	18	5	0	374		
All Other Dispositions	6	3	1	593		
Total Cases Disposed	34	14	4	2,371		
Cases Placed on Inactive Status	3	0	0	97		
Cases Pending End of Year						
<i>Active Cases</i>	275	98	18	8,487		
<i>Inactive Cases</i>	29	5	0	322		
AGE OF CASES DISPOSED						
	3 Months or Less	Over 3 to 6 Months	Over 6 to 12 Months	12 to 18 Months	Over 18 Months	Total
Number of Cases	1,901	555	622	264	843	4,185



CONSTITUTIONAL COUNTY COURTS CIVIL CASE ACTIVITY

Cases on Docket

	Contract			All Other Civil Cases	Total Cases
	Consumer/Commercial/Debt	Landlord/Tenant	Other Contract		
Cases Pending Beginning of Year					
<i>Active Cases</i>	2,213	73	235	7,832	19,510
<i>Inactive Cases</i>	153	2	6	378	878
Docket Adjustments	-292	-6	-18	-254	-994
Cases Added					
New Cases Filed	895	38	55	1,510	5,537
Appealed from Lower Courts	11	20	4	44	87
Other Cases Reaching Docket					
<i>Cases Reactivated</i>	11	0	1	0	52
<i>All Other Cases Added</i>	9	2	0	42	135
Total Active Cases on Docket	2,847	127	277	9,174	24,327
Dispositions					
Change of Venue Transfers	1	0	0	4	13
Default Judgments	157	5	7	101	404
Agreed Judgments	52	2	3	176	952
Summary Judgments	20	1	2	6	36
Final Judgments					
<i>After Non-Jury Trial</i>	15	12	6	89	223
<i>By Jury Verdict</i>	0	1	1	0	6
<i>By Directed Verdict</i>	1	0	0	2	3
<i>Dismissed for Want of Prosecution</i>	45	2	34	95	626
<i>Non-Suited or Dismissed by Plaintiff</i>	148	2	12	132	691
All Other Dispositions	27	8	3	590	1,231
Total Cases Disposed	466	33	68	1,195	4,185
Cases Placed on Inactive Status	25	2	1	45	173
Cases Pending End of Year					
<i>Active Cases</i>	2,311	92	208	7,892	19,381
<i>Inactive Cases</i>	170	4	5	380	915

ADDITIONAL COURT ACTIVITY	Total
Cases in Which Jury Selected	2
Cases in Which Mistrial Declared	0
Injunction of Show Cause Order Issued	5
Protective Orders Signed	160
Cases in Which Plaintiff/Petitioner Represented Self	1,242



Constitutional County Courts

JUVENILE CASE ACTIVITY

Cases on Docket

	CINS	Delinquent Conduct							
		Capital Murder	Murder	Other Homicides	Aggravated Assault or Attempted Murder	Assault	Indecency with or Sexual Assault of Child	Aggravated Robbery or Robbery	Burglary
Cases Pending Beginning of Year									
Active Cases	144	1	1	1	48	129	70	11	79
Inactive Cases	0	0	0	0	0	3	1	0	1
Docket Adjustments	1	-1	1	1	2	0	0	-4	2
Cases Added									
New Petitions Filed	7	1	0	0	35	82	39	6	67
Petitions for Transfer to Adult Criminal Court	---	0	0	0	1	0	1	0	0
Other Cases Reaching Docket									
Motions to Modify/Enforce/Proceed Filed	1	0	0	1	3	14	3	3	20
Cases Reactivated	0	0	0	0	1	1	0	0	0
All Other Cases Added	0	0	0	0	1	2	3	2	2
Total Active Cases on Docket	153	1	2	3	91	228	116	18	170
Adjudications									
Findings of Delinquent Conduct or CINS									
Plea of True	5	0	0	2	19	36	19	4	30
By the Court	1	0	0	0	3	6	5	2	14
By the Jury	0	0	0	0	0	0	0	0	0
Total Findings of DC/CINS	6	0	0	2	22	42	24	6	44
Deferred Prosecution	2	0	0	0	1	8	1	0	11
Transferred to Adult Criminal Court	0	0	0	0	0	0	2	1	0
Findings of No DC or No CINS									
By the Court	0	0	0	0	0	0	0	0	0
By the Jury	0	0	0	0	0	0	0	0	0
Total Findings of No DC/No CINS	0	0	0	0	0	0	0	0	0
Dismissals	3	0	0	0	13	14	6	1	12
Motions to Modify Disposition									
Denied	0	0	1	0	1	0	1	1	6
Granted	1	0	0	0	2	8	1	1	9
All Other Adjudications/Findings	4	0	0	0	3	8	7	1	4
Total Cases Adjudicated	16	0	1	2	42	80	42	11	86
Cases Placed on Inactive Status	2	0	0	0	1	0	1	0	0
Cases Pending End of Year									
Active Cases	135	1	1	1	48	148	73	7	83
Inactive Cases	2	0	0	0	0	2	2	0	2
Dispositions									
Cases with Finding of DC/CINS									
Probation Granted									
Determinate Sentence Probation	---	0	0	1	7	14	8	1	15
All Other Probation	1	0	0	0	3	19	6	2	12
Committed to Texas Juvenile Justice Dept.									
Determinate Sentence	---	0	0	0	0	0	2	0	3
Indeterminate Sentence	---	0	0	0	8	4	7	3	4
Final Judgment Without Any Disposition	0	0	0	0	1	1	0	0	0
Cases with Granted Motion to Modify Disp.									
Probation Revoked, Child Sent to TJJD	---	0	0	0	1	2	1	1	0
All Other Dispositions	1	0	0	0	3	7	2	2	18

AGE OF CASES DISPOSED	30 Days or Less	31 to 90 Days	91 to 180 Days	Over 180 Days	Total
Number of Cases	224	238	63	116	641



CONSTITUTIONAL COUNTY COURTS JUVENILE CASE ACTIVITY

Cases on Docket

	Delinquent Conduct							Total DC Cases		
	Theft	Auto Theft	Felony Drug Offenses	Misdemeanor Drug Offenses	DWI	Contempt of Court	All Other Offenses	Total Cases	Felonies	Misdemeanors
Cases Pending Beginning of Year										
Active Cases	73	13	20	90	1	3	503	1,187	361	525
Inactive Cases	1	0	0	0	0	0	10	16	8	6
Docket Adjustments	-7	-1	1	9	0	-2	-33	-31	21	125
Cases Added										
New Petitions Filed	60	21	25	46	0	8	258	655	206	239
Petitions for Transfer to Adult Criminal Court	0	0	0	1	0	0	1	4	2	1
Other Cases Reaching Docket										
Motions to Modify/Enforce/Proceed Filed	9	1	2	8	0	0	21	86	32	34
Cases Reactivated	0	0	0	0	0	0	1	3	0	0
All Other Cases Added	1	2	1	2	0	0	18	34	13	7
Total Active Cases on Docket	136	36	49	156	1	9	769	1,938	635	931
Adjudications										
Findings of Delinquent Conduct or CINS										
Plea of True	22	14	16	19	0	5	58	249	97	92
By the Court	4	1	0	2	0	0	41	79	32	12
By the Jury	0	0	0	0	0	0	0	0	0	0
Total Findings of DC/CINS	26	15	16	21	0	5	99	328	129	104
Deferred Prosecution	11	0	1	13	0	0	3	51	10	8
Transferred to Adult Criminal Court	0	0	0	0	0	0	0	3	3	0
Findings of No DC or No CINS										
By the Court	0	0	0	0	0	0	3	3	1	2
By the Jury	0	0	0	0	0	0	0	0	0	0
Total Findings of No DC/No CINS	0	0	0	0	0	0	3	3	1	2
Dismissals	12	1	3	13	0	0	34	112	53	50
Motions to Modify Disposition										
Denied	1	0	0	2	0	0	5	18	9	10
Granted	4	1	1	5	0	0	14	47	18	14
All Other Adjudications/Findings	0	3	0	3	0	0	46	79	21	11
Total Cases Adjudicated	54	20	21	57	0	5	204	641	244	199
Cases Placed on Inactive Status	0	1	1	0	0	0	30	36	1	0
Cases Pending End of Year										
Active Cases	82	16	27	99	1	4	560	1,286	388	732
Inactive Cases	1	0	1	0	0	0	14	24	11	6
Dispositions										
Cases with Finding of DC/CINS										
Probation Granted										
Determinate Sentence Probation	9	4	2	15	0	6	29	111	33	46
All Other Probation	8	5	11	7	0	0	27	101	46	33
Committed to Texas Juvenile Justice Dept.										
Determinate Sentence	0	0	0	0	0	0	1	6	5	0
Indeterminate Sentence	1	2	2	1	0	0	7	39	20	6
Final Judgment Without Any Disposition	1	1	1	4	0	0	1	10	4	6
Cases with Granted Motion to Modify Disp.										
Probation Revoked, Child Sent to TJJD	3	0	0	0	0	0	3	11	6	1
All Other Dispositions	2	3	1	5	0	0	22	66	31	30

ADDITIONAL COURT ACTIVITY

	CINS	DC	Total		CINS	DC	Total
Grand Jury Approvals	---	0	0	Motions to Suppress Granted or Denied	0	2	2
Release or Transfer Hearings	---	3	3	Applications for Sealing Records	0	5	5
Detention Hearings	26	362	388	Motions for Sex Offender Un- or Deregistration	0	1	1
Cases Set for Review	0	0	0	Cases in Which Attorney Appointed as Counsel	9	353	362
Competency Hearings	0	0	0	Cases with Retained Counsel	1	108	109



Constitutional County Courts

PROBATE AND GUARDIANSHIP CASE ACTIVITY

Cases on Docket

	Decedents' Estates			Guardianships			Total Cases
	Independent Administration	Dependent Administration	All Other Estate Proceedings	Minor	Adult	All Other Cases	
New Cases, Applications or Contests Filed	9,520	415	4,643	144	854	1,214	16,790
Other Cases Added							
<i>Ancillary Cases</i>	17	5	21	0	13	3	59
<i>All Other Matters</i>	418	249	158	27	522	75	1,449
Inventories Filed	5,514	245	---	40	261	---	6,060
Guardianship of Person Reports Filed	---	---	---	192	3,356	---	3,548
Annual or Final Accounts Filed	---	301	---	230	1,441	---	1,972

Additional Court Activity	Total
Guardianships	
Dismissed or Denied	106
Granted	687
Closed	1,147
Active	8,536
Chapter 1102 Investigations	132
Chapter 48 Removals	9
Hearings Held	13,814
Cases in Which Plaintiff/Petitioner Represented Self	880

MENTAL HEALTH CASE ACTIVITY

Cases on Docket

	Temporary Mental Health Services	Extended Mental Health Services	Modification	
			Inpatient to Outpatient	Outpatient to Inpatient
Intake				
New Applications Filed	8,409	124	4	0
Orders for Protective Custody Signed	5,609	---	---	---
Hearings				
Probable Cause Hearings Held	3,700	---	---	---
Release/Dismissal Prior to Final Hearing	2,716	10	1	0
Final Commitment Hearings Held	2,065	45	0	0
Other Information				
Disposition at Final Hearing				
<i>Denied (Release)</i>	1,155	1	0	0
<i>Granted (Commit)</i>				
<i>Inpatient</i>	1,133	68	0	---
<i>Outpatient</i>	54	0	---	0

Order to Authorize Psychoactive Medications	Total
New Applications Filed	1,099
Dismissal Prior to Hearing	27
Hearings Held	852
Disposition at Hearing	
Denied	40
Granted	975



District and Statutory County Courts

CIVIL CASE ACTIVITY

Cases on Docket	Injury or Damage					
	Motor Vehicle	Medical Malpractice	Other Professional Malpractice	Product Liability - Asbestos/Silica	Other Product Liability	Other Injury or Damage
Cases Pending Beginning of Year						
<i>Active Cases</i>	58,680	1,821	451	2,677	1,620	20,027
<i>Inactive Cases</i>	2,305	49	31	281	49	1,096
Docket Adjustments	126	10	-13	-23	-171	85
Cases Added						
New Cases Filed	45,290	1,057	238	218	483	10,281
Cases Appealed from Lower Courts	4,549	122	28	32	72	1,035
Other Cases Reaching Docket						
<i>Cases Reactivated</i>	4,549	122	28	32	72	1,035
<i>All Other Cases Added</i>	1,112	28	15	25	12	354
Total Active Cases on Docket	109,757	3,038	719	2,929	2,016	31,782
Dispositions						
Change of Venue Transfers	334	15	7	8	4	181
Default Judgments	1,772	6	6	2	8	290
Agreed Judgments	4,281	128	27	11	46	1,306
Summary Judgments	397	24	13	0	9	432
Final Judgments						
<i>After Non-Jury Trial</i>	1,683	43	13	3	15	575
<i>By Jury Verdict</i>	680	30	4	1	5	112
<i>By Directed Verdict</i>	13	0	0	0	1	5
<i>Dismissed for Want of Prosecution</i>	5,320	101	39	134	44	1,373
<i>Non-Suited or Dismissed by Plaintiff</i>	21,245	530	104	436	192	4,799
All Other Dispositions	3,899	65	18	65	40	1,309
Total Cases Disposed	39,624	942	231	660	364	10,382
Cases Placed on Inactive Status	4,938	145	33	9	68	1,175
Cases Pending End of Year						
<i>Active Cases</i>	64,969	1,926	457	2,261	1,581	20,233
<i>Inactive Cases</i>	2,638	75	32	256	47	1,210
AGE OF CASES DISPOSED						
	3 Months or Less	Over 3 to 6 Months	Over 6 to 12 Months	12 to 18 Months	Over 18 Months	Total
Number of Cases	94,645	54,384	70,028	38,726	72,228	330,011



DISTRICT & STATUTORY COUNTY COURTS CIVIL CASE ACTIVITY

Cases on Docket

	Real Property		Contract		Civil Cases Relating to Criminal Matters	All Other Civil Cases	Tax	Total Cases
	Eminent Domain	Other Real Property	Consumer/Commercial/Debt	Other Contract				
Cases Pending Beginning of Year								
<i>Active Cases</i>	4,976	10,754	81,697	22,474	127,806	57,599	107,646	498,228
<i>Inactive Cases</i>	17	302	8,536	2,709	439	1,831	1,181	18,826
Docket Adjustments	-146	-103	298	473	-5,690	975	-155	-4,334
Cases Added								
New Cases Filed	1,265	11,209	78,707	20,046	81,640	43,186	53,428	347,048
Cases Appealed from Lower Courts	28	1,585	2,481	585	1,413	1,141	4,184	17,255
Other Cases Reaching Docket								
<i>Cases Reactivated</i>	28	1,585	2,481	585	1,413	1,141	4,184	17,255
<i>All Other Cases Added</i>	22	315	3,119	472	950	2,164	560	9,148
Total Active Cases on Docket	6,145	23,760	166,302	44,050	206,119	105,065	165,663	867,345
Dispositions								
Change of Venue Transfers	2	91	451	169	54	324	27	1,667
Default Judgments	7	707	18,443	4,057	9,162	2,845	12,048	49,353
Agreed Judgments	294	4,345	6,889	2,020	12,553	6,522	1,378	39,800
Summary Judgments	12	235	2,319	561	365	3,027	386	7,780
Final Judgments								
<i>After Non-Jury Trial</i>	188	579	2,757	1,458	12,847	5,912	10,845	36,918
<i>By Jury Verdict</i>	11	22	148	69	23	127	10	1,242
<i>By Directed Verdict</i>	0	3	6	7	16	16	2	67
<i>Dismissed for Want of Prosecution</i>	41	911	8,166	2,231	2,804	5,524	1,845	28,533
<i>Non-Suited or Dismissed by Plaintiff</i>	413	2,057	23,983	6,692	8,941	13,761	26,194	109,347
All Other Dispositions	245	964	6,079	1,976	28,576	10,647	1,421	55,304
Total Cases Disposed	1,213	9,914	69,241	19,240	75,339	48,705	54,156	330,011
Cases Placed on Inactive Status	31	1,691	4,205	713	1,599	1,368	4,115	20,090
Cases Pending End of Year								
<i>Active Cases</i>	4,929	12,296	92,711	24,650	128,959	60,643	106,473	522,088
<i>Inactive Cases</i>	14	396	10,217	2,826	527	2,009	1,253	21,500

ADDITIONAL COURT ACTIVITY	Total
Cases in Which Jury Selected	1,717
Cases in Which Mistrial Declared	87
Injunction or Show Cause Order Issued	5,264
Cases in Which Plaintiff/Petitioner Represented Self	15,205



District and Statutory County Courts

FAMILY CASE ACTIVITY

Cases on Docket	Divorce		Parent-Child - No Divorce	Child Protective Services	Termination of Parental Rights	Adoption	Protective Orders - No Divorce	All Other Family Law Cases
	Children	No Children						
Cases Pending Beginning of Year								
<i>Active Cases</i>	47,844	51,809	32,995	17,880	1,743	5,665	4,151	20,650
<i>Inactive Cases</i>	505	283	190	83	21	25	34	195
Docket Adjustments	43	-201	-27	-1,154	-49	-115	-168	153
Cases Added								
New Cases Filed	50,757	58,996	24,349	11,949	1,784	7,755	7,866	15,782
Other Cases Reaching Docket								
<i>Cases Reactivated</i>	2,000	1,568	459	315	15	125	155	363
<i>All Other Cases Added</i>	2,169	1,050	1,544	517	65	90	300	1,397
Total Active Cases on Docket	102,813	113,222	59,320	29,507	3,558	13,520	12,304	38,345
Dispositions								
Change of Venue Transfers	162	68	123	131	16	47	5	85
Default Judgments	3,496	5,672	2,393	198	76	107	662	265
Agreed Judgments	21,368	23,668	6,966	743	161	1,015	935	2,584
Summary Judgments	19	7	61	3	3	3	0	60
Final Judgments								
<i>After Non-Jury Trial</i>	14,405	18,554	5,335	4,223	1,052	4,472	1,553	7,844
<i>By Jury Verdict</i>	19	26	14	25	2	5	3	15
<i>By Directed Verdict</i>	4	3	3	4	4	0	0	1
<i>Dismissed for Want of Prosecution</i>	6,953	6,167	3,941	156	169	388	1,357	1,702
<i>Non-Suited or Dismissed by Plaintiff</i>	3,302	2,485	5,401	3,247	97	145	1,565	861
All Other Dispositions	1,989	1,777	1,342	1,686	154	1,325	1,850	3,501
Total Cases Disposed	51,717	58,427	25,579	10,416	1,734	7,507	7,930	16,918
Cases Placed on Inactive Status	2,012	1,592	511	376	25	139	165	605
Cases Pending End of Year								
<i>Active Cases</i>	48,946	53,101	33,199	18,701	1,800	5,873	4,212	20,367
<i>Inactive Cases</i>	567	315	228	100	27	33	40	472
AGE OF CASES DISPOSED								
	3 Months or Less	Over 3 to 6 Months	Over 6 to 12 Months	12 to 18 Months	Over 18 Months	Total		
Number of Cases	140,004	90,065	88,197	29,908	36,581			384,755



DISTRICT & STATUTORY COUNTY FAMILY CASE ACTIVITY

Cases on Docket

	Title IV-D			Post-Judgment Actions				Total Cases
	Paternity	Support Order	UIFSA	Modification - Custody	Modification - Other	Enforcement	Title IV-D	
Cases Pending Beginning of Year								
<i>Active Cases</i>	22,160	23,633	2,762	16,698	24,604	14,671	48,085	335,350
<i>Inactive Cases</i>	122	84	33	137	295	292	2,237	4,536
Docket Adjustments	-239	-641	-12	-308	-1,785	-1,232	-981	-6,716
Cases Added								
New Cases Filed	29,712	37,072	4,138	8,119	16,162	8,151	55,949	338,541
Other Cases Reaching Docket								
<i>Cases Reactivated</i>	73	77	10	154	786	253	1,908	8,261
<i>All Other Cases Added</i>	645	1,492	138	1,975	1,950	1,196	6,705	21,233
Total Active Cases on Docket	52,351	61,633	7,036	26,638	41,717	23,039	111,666	696,669
Dispositions								
Change of Venue Transfers	49	95	13	487	813	207	1,378	3,679
Default Judgments	2,936	2,599	273	593	948	143	2,199	22,560
Agreed Judgments	7,768	12,771	721	3,056	6,984	2,414	26,956	118,110
Summary Judgments	13	20	3	4	11	7	166	380
Final Judgments								
<i>After Non-Jury Trial</i>	5,557	5,902	939	2,545	2,649	2,042	12,319	89,391
<i>By Jury Verdict</i>	13	18	3	10	15	1	40	209
<i>By Directed Verdict</i>	1	3	0	4	13	2	9	51
<i>Dismissed for Want of Prosecution</i>	4,863	4,554	298	1,250	2,295	1,336	3,180	38,609
<i>Non-Suited or Dismissed by Plaintiff</i>	7,060	7,159	853	583	1,271	1,428	7,824	43,281
All Other Dispositions	2,910	4,900	666	538	1,364	1,089	4,095	29,186
Total Cases Disposed	31,170	38,021	3,769	9,070	16,363	8,669	58,166	345,456
Cases Placed on Inactive Status	169	114	23	173	833	362	2,454	9,553
Cases Pending End of Year								
<i>Active Cases</i>	21,017	23,497	3,249	17,392	24,535	14,045	51,265	341,199
<i>Inactive Cases</i>	210	120	41	152	323	364	2,563	5,555

ADDITIONAL COURT ACTIVITY	Total
Cases in Which Jury Selected	241
Cases in Which Mistrial Declared	85
Injunction of Show Cause Order Issued	36,473
Protective Orders Signed	9,126
Cases Set for Review	23,253
Cases in Which Plaintiff/Petitioner Represented Self	82,171



District and Statutory County Courts

FELONY CASE ACTIVITY

Cases on Docket

	Capital Murder	Murder	Other Homicides	Aggravated Assault or Murder	Sexual Assault of Adult	Indecency with or Sexual Assault of Child	Family Violence Assault	Aggravated Robbery or Robbery
Cases Pending Beginning of Year								
<i>Active Cases</i>	826	1,705	684	16,893	1,924	7,918	5,578	6,503
<i>Inactive Cases</i>	128	766	296	5,751	840	4,402	1,820	1,963
Docket Adjustments	-39	-95	11	-1,482	-52	-170	703	-270
Cases Added								
Filed by Indictment or Information	446	853	493	20,797	1,486	5,286	9,204	7,431
Other Cases Reaching Docket								
<i>Motions to Revoke Filed</i>	8	20	95	6,401	253	988	2,904	2,573
<i>Cases Reactivated</i>	53	151	162	5,895	421	1,692	3,932	2,256
<i>All Other Cases Added</i>	21	34	14	656	48	156	201	346
Total Active Cases on Docket	1,354	2,763	1,448	50,642	4,132	16,040	21,819	19,109
Dispositions								
Convictions								
<i>Guilty Plea or Nolo Contendere</i>	162	330	209	7,237	389	1,873	4,268	3,763
<i>By the Court</i>	13	41	12	389	33	140	158	175
<i>By the Jury</i>	74	166	30	255	53	322	59	130
Total Convictions	249	537	251	7,881	475	2,335	4,485	4,068
Deferred Adjudication	5	13	91	6,625	259	1,105	2,660	1,920
Acquittals								
<i>By the Court</i>	2	8	1	87	5	19	7	4
<i>By the Jury</i>	4	23	5	114	23	100	34	18
Total Acquittals	6	31	6	201	28	119	41	22
Dismissals	84	187	112	5,485	555	1,595	2,156	1,353
Motions to Revoke								
<i>Granted/Revoked</i>	2	7	26	2,534	92	438	1,287	1,051
<i>Denied/Continued</i>	1	13	53	3,229	122	474	1,172	1,376
All Other Dispositions	15	14	20	964	34	117	169	281
Total Cases Disposed	362	802	559	26,919	1,565	6,183	11,970	10,071
Cases Placed on Inactive Status	55	198	170	6,868	504	1,903	4,258	2,570
Cases Pending End of Year								
<i>Active Cases</i>	894	1,674	714	15,753	1,976	7,626	5,986	6,256
<i>Inactive Cases</i>	131	797	298	6,126	917	4,593	2,407	2,189
Cases in Which								
<i>Death Penalty Sought</i>	4	---	---	---	---	---	---	---
<i>Death Penalty Not Sought</i>	111	---	---	---	---	---	---	---
Sentencing Information								
Prison	220	498	151	3,524	352	2,011	1,611	3,053
State Jail	7	12	21	361	19	101	99	300
Local Jail	0	4	17	2,679	37	50	1,856	439
Probation/Community Supervision	2	7	50	1,167	46	106	797	211
Shock Probation	0	1	0	17	1	2	2	34
Fine Only	0	0	0	14	0	3	14	5
Other	6	11	6	135	19	55	73	49

AGE OF CASES DISPOSED	90 Days or Less	91 to 180 Days	181 to 365 Days	Over 365 Days	Total
Number of Cases	118,138	56,472	51,371	51,780	277,761

INFORMATION ON TRAFFICKING OF PERSON	Total Filed
Cases for Trafficking of Persons	448
Cases for Prostitution	3,503
Cases for Compelling Prostitution	91



DISTRICT & STATUTORY COUNTY FELONY CASE ACTIVITY

Cases on Docket

	Burglary	Theft	Auto Theft	Drug Sale or Manufacture	Drug Possession	Felony DWI	Other Felony	Total Cases
Cases Pending Beginning of Year								
<i>Active Cases</i>	10,909	17,137	3,501	12,529	35,317	10,390	40,385	172,199
<i>Inactive Cases</i>	4,481	10,234	1,586	3,813	14,264	4,081	17,163	71,588
Docket Adjustments	-747	-384	-219	-150	-644	-187	-777	-4,502
Cases Added								
Filed by Indictment or Information	12,033	20,564	5,770	12,407	55,520	9,631	47,578	209,499
Other Cases Reaching Docket								
<i>Motions to Revoke Filed</i>	5,927	6,585	1,385	3,866	17,376	3,592	11,846	63,819
<i>Cases Reactivated</i>	5,691	8,890	2,100	4,214	19,119	3,645	17,185	75,406
<i>All Other Cases Added</i>	389	474	91	424	1,250	590	1,357	6,051
Total Active Cases on Docket	34,949	53,650	12,847	33,440	128,582	27,848	118,351	526,974
Dispositions								
Convictions								
<i>Guilty Plea or Nolo Contendere</i>	6,284	12,289	3,031	6,140	24,226	8,476	21,234	99,911
<i>By the Court</i>	372	470	100	248	1,059	529	1,127	4,866
<i>By the Jury</i>	70	60	9	116	149	54	343	1,890
Total Convictions	6,726	12,819	3,140	6,504	25,434	9,059	22,704	106,667
Deferred Adjudication	3,450	4,895	1,090	3,442	16,863	118	11,275	53,811
Acquittals								
<i>By the Court</i>	14	11	2	2	26	3	72	263
<i>By the Jury</i>	16	16	3	18	35	10	93	512
Total Acquittals	30	27	5	20	61	13	165	775
Dismissals	2,417	4,474	1,337	2,770	11,757	889	12,992	48,163
Motions to Revoke								
<i>Granted/Revoked</i>	2,834	3,526	770	1,571	8,581	1,619	5,539	29,877
<i>Denied/Continued</i>	2,589	2,575	491	1,994	6,755	1,748	4,856	27,448
All Other Dispositions	494	692	150	434	1,486	561	1,729	7,160
Total Cases Disposed	18,540	29,008	6,983	16,735	70,937	14,007	59,260	273,901
Cases Placed on Inactive Status	6,024	9,303	2,305	4,738	21,573	3,921	18,948	83,338
Cases Pending End of Year								
<i>Active Cases</i>	9,522	14,864	3,297	11,605	34,556	9,582	38,931	163,236
<i>Inactive Cases</i>	4,749	10,464	1,775	4,333	16,930	4,334	18,656	78,699
Cases in Which								
<i>Death Penalty Sought</i>	---	---	---	---	---	---	---	4
<i>Death Penalty Not Sought</i>	---	---	---	---	---	---	---	111
Sentencing Information								
Prison	2,813	1,621	354	4,324	5,297	2,809	9,989	38,627
State Jail	1,754	5,789	1,622	875	7,268	521	3,936	22,685
Local Jail	1,048	3,904	903	694	8,555	577	4,657	25,420
Probation/Community Supervision	934	1,326	260	767	3,888	4,693	3,435	17,689
Shock Probation	26	15	1	17	15	17	18	166
Fine Only	3	11	2	4	58	6	71	191
Other	86	210	11	125	410	368	461	2,025

ADDITIONAL COURT ACTIVITY

	Felony
Cases in Which Jury Selected	2,590
Cases in Which Mistrial Declared	154
Motions to Suppress Granted or Denied	1,751
Competency Hearings Held	3,366
Cases Set for Review	36,281
Cases in Which Attorney Appointed as Counsel	151,857
Cases with Retained Counsel	74,876



District and County-Level Courts

JUVENILE CASE ACTIVITY

Cases on Docket

	CINS	Delinquent Conduct							
		Capital Murder	Murder	Other Homicides	Aggra- vated Assault or Attempted Murder	Assault	Indecency with or Sexual Assault of Child	Aggra- vated Robbery or Robbery	Burglary
Cases Pending Beginning of Year									
Active Cases	963	27	45	7	1,228	2,462	1,321	705	1,540
Inactive Cases	82	3	5	2	192	450	89	140	195
Docket Adjustments	221	0	0	0	-134	-228	-29	-44	-83
Cases Added									
New Petitions Filed	605	15	10	7	1,803	3,603	1,107	877	1,518
Petitions for Transfer to Adult Criminal Court	--	8	3	0	10	4	41	20	7
Other Cases Reaching Docket									
Motions to Modify/Enforce/Proceed Filed	37	0	2	1	552	834	205	307	458
Cases Reactivated	27	8	3	1	278	400	162	245	201
All Other Cases Added	34	0	0	1	22	34	43	10	36
Total Active Cases on Docket	1,666	58	63	17	3,893	7,337	2,879	2,164	3,760
Adjudications									
Findings of Delinquent Conduct or CINS									
Plea of True	86	1	2	7	899	1,135	566	572	837
By the Court	42	1	1	2	105	172	75	64	104
By the Jury	0	0	0	0	2	1	3	3	1
Total Findings of DC/CINS	128	2	3	9	1,006	1,308	644	639	942
Deferred Prosecution	28	0	0	0	297	942	92	35	142
Transferred to Adult Criminal Court	--	18	10	0	9	1	39	46	1
Findings of No DC or No CINS									
By the Court	55	0	0	0	1	3	8	1	1
By the Jury	6	0	0	0	0	1	2	1	0
Total Findings of No DC/No CINS	61	0	0	0	1	4	10	2	1
Dismissals	140	1	2	0	308	798	188	78	265
Motions to Modify Disposition									
Denied	4	0	1	0	33	92	21	51	41
Granted	28	0	1	0	370	321	119	196	364
All Other Adjudications/Findings	45	1	2	1	193	635	138	107	103
Total Cases Adjudicated	434	22	19	10	2,217	4,101	1,251	1,154	1,859
Cases Placed on Inactive Status	33	9	2	1	293	381	187	192	238
Cases Pending End of Year									
Active Cases	1,426	25	42	7	1,301	2,746	1,404	731	1,611
Inactive Cases	81	4	4	1	155	306	119	130	196
Dispositions									
Cases with Finding of DC/CINS									
Probation Granted									
Determinate Sentence Probation	--	0	0	2	326	556	190	240	206
All Other Probation	91	0	0	2	596	750	395	213	725
Committed to Texas Juvenile Justice Dept.									
Determinate Sentence	--	1	2	4	21	6	23	126	11
Indeterminate Sentence	--	0	0	0	78	15	28	50	47
Final Judgment Without Any Disposition	6	0	0	2	79	120	21	54	71
Cases with Granted Motion to Modify Disp.									
Probation Revoked, Child Sent to TJJD	--	0	1	0	22	7	14	26	21
All Other Dispositions	66	2	0	30	234	256	71	161	250

AGE OF CASES DISPOSED	30 Days		31 to 90		91 to 180		Over 180		Total
	or Less		Days		Days		Days		
Number of Cases	8,334		8,730		4,809		4,873		26,746



DISTRICT & COUNTY-LEVEL JUVENILE CASE ACTIVITY

Cases on Docket

	Delinquent Conduct							Total DC Cases		
	Theft	Auto Theft	Felony Drug Offenses	Misdemeanor Drug Offenses	DWI	Contempt of Court	All Other Offenses	Total Cases	Felonies	Misdemeanors
Cases Pending Beginning of Year										
Active Cases	1,191	467	555	1,714	37	174	13,264	25,700	6,209	7,360
Inactive Cases	203	55	62	278	1	30	661	2,448	844	1,030
Docket Adjustments	-41	-13	-7	-90	-5	-15	-1,525	-1,993	5	552
Cases Added										
New Petitions Filed	1,224	789	618	1,937	29	10	7,981	22,133	8,484	11,215
Petitions for Transfer to Adult Criminal Court	2	1	2	2	0	0	33	133	97	10
Other Cases Reaching Docket										
Motions to Modify/Enforce/Proceed Filed	374	298	155	557	4	6	2,901	6,691	2,861	3,292
Cases Reactivated	150	130	68	305	3	15	997	2,993	1,419	1,419
All Other Cases Added	19	21	9	18	0	0	164	411	170	145
Total Active Cases on Docket	2,960	1,706	1,407	4,533	73	205	25,340	58,061	19,240	23,441
Adjudications										
Findings of Delinquent Conduct or CINS										
Plea of True	540	461	250	707	15	6	3,470	9,554	4,549	4,193
By the Court	48	38	31	119	0	0	443	1,245	538	570
By the Jury	1	0	0	1	0	0	9	21	12	5
Total Findings of DC/CINS	589	499	281	827	15	6	3,922	10,820	5,099	4,768
Deferred Prosecution	134	53	172	540	3	0	1,556	3,994	1,157	2,579
Transferred to Adult Criminal Court	2	1	20	0	0	0	6	153	145	3
Findings of No DC or No CINS										
By the Court	1	1	0	3	0	0	8	82	15	8
By the Jury	0	1	0	0	0	0	4	15	4	5
Total Findings of No DC/No CINS	1	2	0	3	0	0	12	97	19	13
Dismissals	203	84	105	358	5	2	1,489	4,026	1,230	2,175
Motions to Modify Disposition										
Denied	51	33	14	69	1	3	240	654	317	325
Granted	225	193	88	220	1	5	1,534	3,665	1,855	1,563
All Other Adjudications/Findings	167	85	82	358	5	1	1,414	3,337	1,052	2,076
Total Cases Adjudicated	1,372	950	762	2,375	30	17	10,173	26,746	10,874	13,502
Cases Placed on Inactive Status	146	119	65	233	2	0	894	2,795	1,319	1,186
Cases Pending End of Year										
Active Cases	1,436	608	583	1,883	36	173	12,737	26,749	6,844	9,046
Inactive Cases	162	57	49	156	0	15	551	1,986	931	1,040
Dispositions										
Cases with Finding of DC/CINS										
Probation Granted										
Determinate Sentence Probation	189	201	107	414	17	9	1,683	4,140	1,801	2,375
All Other Probation	363	220	174	451	11	3	2,128	6,122	2,870	2,573
Committed to Texas Juvenile Justice Dept.										
Determinate Sentence	8	4	0	1	0	0	31	238	204	17
Indeterminate Sentence	15	23	10	2	0	0	78	346	274	26
Final Judgment Without Any Disposition	34	57	26	61	3	0	304	838	409	412
Cases with Granted Motion to Modify Disp.										
Probation Revoked, Child Sent to TJJD	17	7	5	0	0	1	33	154	123	13
All Other Dispositions	205	146	75	205	1	4	1,317	3,023	1,404	1,329

ADDITIONAL COURT ACTIVITY

	CINS	DC	Total		CINS	DC	Total
Grand Jury Approvals	--	835	835	Motions to Suppress Granted or Denied	0	64	64
Release or Transfer Hearings	--	183	183	Applications for Sealing Records	119	1,071	1,190
Detention Hearings	2,629	35,636	38,265	Motions for Sex Offender Un- or Deregistration	0	59	59
Cases Set for Review	145	8,034	8,179	Cases in Which Attorney Appointed as Counsel	399	20,089	20,488
Competency Hearings	0	57	57	Cases with Retained Counsel	90	4,620	4,710



County-Level Courts

MISDEMEANOR CASE ACTIVITY

Cases on Docket

	DWI - First Offense	DWI - Second Offense	Theft	Theft by Check	Drug Possession - Marijuana	Drug Offenses - Other
Cases Pending Beginning of Year						
<i>Active Cases</i>	63,260	9,525	32,745	28,642	41,113	15,689
<i>Inactive Cases</i>	29,020	4,033	39,147	28,625	15,273	4,659
Docket Adjustments	-1,263	107	-1,887	-588	1,974	-1,998
Cases Added						
New Cases Filed	58,377	12,639	32,692	5,685	66,879	21,805
Appealed from Lower Courts	54	13	38	10	24	210
Other Cases Reaching Docket						
<i>Motions to Revoke Filed</i>	8,990	2,113	5,054	779	6,227	2,050
<i>Cases Reactivated</i>	11,041	2,803	15,607	5,802	13,897	4,785
<i>All Other Cases Added</i>	252	122	286	19	234	140
Total Active Cases on Docket	141,974	27,215	86,422	40,937	128,374	44,679
Dispositions						
Convictions						
<i>Guilty Plea or Nolo Contendere</i>	40,927	10,458	16,223	2,479	26,770	8,868
<i>By the Court</i>	710	190	255	172	566	214
<i>By the Jury</i>	555	105	49	4	54	17
Total Convictions	42,192	10,753	16,527	2,655	27,390	9,099
Deferred Adjudication	3,061	332	7,450	963	13,612	3,276
Acquittals						
<i>By the Court</i>	117	20	15	5	14	5
<i>By the Jury</i>	244	42	17	1	18	5
Total Acquittals	361	62	32	6	32	10
Dismissals	12,752	1,511	12,605	8,576	22,400	8,378
Motions to Revoke						
<i>Granted/Revoked</i>	4,143	1,074	3,391	532	3,742	1,266
<i>Denied/Continued</i>	3,411	858	1,716	309	1,569	505
All Other Dispositions	1,189	211	1,273	253	2,939	1,203
Total Cases Disposed	67,109	14,801	42,994	13,294	71,684	23,737
Placed on Inactive Status	13,212	3,128	15,780	3,565	15,704	5,652
Cases Pending End of Year						
<i>Active Cases</i>	60,288	9,166	26,112	22,702	41,399	14,875
<i>Inactive Cases</i>	30,850	4,316	38,529	26,676	16,472	5,157
Sentencing Information						
Local Jail	18,331	5,038	13,413	1,787	20,089	7,273
Probation/Comm. Supervision	22,324	5,379	2,049	520	3,208	1,245
Fine Only	724	130	867	290	3,558	404
Other	394	87	265	139	520	114
AGE OF CASES DISPOSED						
	30 Days or Less	31 to 60 Days	61 to 90 Days	Over 90 Days	Total	
Number of Cases	114,047	51,656	47,197	269,461	482,361	



COUNTY-LEVEL COURTS MISDEMEANOR CASE ACTIVITY

Cases on Docket

	Family Violence Assault	Assault - Other	Traffic	DWLS/DWLI	Other Misdemeanor Cases	Total Cases
Cases Pending Beginning of Year						
<i>Active Cases</i>	23,306	14,723	17,066	16,337	77,935	340,341
<i>Inactive Cases</i>	11,274	8,339	9,463	8,111	43,462	201,406
Docket Adjustments	1,130	-1,685	1,362	-86	1,239	-1,695
Cases Added						
New Cases Filed	33,599	12,232	9,099	25,864	124,504	403,375
Appealed from Lower Courts	20	54	19,374	408	4,143	24,348
Other Cases Reaching Docket						
<i>Motions to Revoke Filed</i>	3,145	1,360	807	1,122	8,782	40,429
<i>Cases Reactivated</i>	9,462	3,531	2,457	6,955	27,222	103,562
<i>All Other Cases Added</i>	336	224	107	74	555	2,349
Total Active Cases on Docket	69,868	32,124	48,910	50,760	243,141	914,404
Dispositions						
Convictions						
<i>Guilty Plea or Nolo Contendere</i>	11,284	4,846	6,829	11,598	61,764	202,046
<i>By the Court</i>	195	104	164	105	1,062	3,737
<i>By the Jury</i>	160	64	19	20	218	1,265
Total Convictions	11,639	5,014	7,012	11,723	63,044	207,048
Deferred Adjudication	6,084	2,082	8,542	2,465	16,897	64,764
Acquittals						
<i>By the Court</i>	34	26	8	4	48	296
<i>By the Jury</i>	191	73	13	0	145	749
Total Acquittals	225	99	21	4	193	1,045
Dismissals	16,540	5,797	12,497	10,143	45,217	156,416
Motions to Revoke						
<i>Granted/Revoked</i>	2,039	786	469	653	5,312	23,407
<i>Denied/Continued</i>	941	516	273	289	2,881	13,268
All Other Dispositions	966	372	1,641	1,226	5,140	16,413
Total Cases Disposed	38,434	14,666	30,455	26,503	138,684	482,361
Placed on Inactive Status	10,233	3,891	2,751	7,495	31,388	112,799
Cases Pending End of Year						
<i>Active Cases</i>	21,765	12,410	17,020	15,911	74,357	316,005
<i>Inactive Cases</i>	12,445	7,888	9,614	8,690	46,048	206,685
Sentencing Information						
Local Jail	8,851	3,713	2,271	8,856	53,197	142,819
Probation/Comm. Supervision	1,934	827	931	896	5,585	44,898
Fine Only	686	319	3,740	1,473	2,554	14,745
Other	166	136	239	269	813	3,142

ADDITIONAL COURT ACTIVITY

	Misdemeanor
Cases in Which Jury Selected	1,638
Cases in Which Mistrial Declared	96
Motions to Suppress Granted or Denied	1,520
Competency Hearings Held	2,027
Cases Set for Review	32,181
Cases in Which Attorney Appointed as Counsel	184,747
Cases with Retained Counsel	159,131



County-Level Courts

PROBATE AND GUARDIANSHIP CASE ACTIVITY

Cases on Docket

	Decedents' Estates			Guardianships		All Other Cases	Total Cases
	Independent Administration	Dependent Administration	All Other Estate Proceedings	Minor	Adult		
New Cases, Applications or Contests Filed	35,488	1,992	15,985	611	4,575	5,940	64,591
Other Cases Added							
<i>Ancillary Cases</i>	224	66	53	2	65	75	485
<i>All Other Matters</i>	4,798	2,388	1,826	715	12,313	10,367	32,407
Inventories Filed	25,621	1,510	0	168	1,324	0	28,623
Guardianship of Person Reports Filed	---	---	---	988	26,999	---	27,987
Annual or Final Accounts Filed	---	1,901	---	1,215	6,645	---	9,761

Additional Court Activity	Total
Guardianships	
Dismissed or Denied	318
Granted	3,945
Closed	2,804
Active	50,478
Chapter 1102 Investigations	3,995
Chapter 48 Removals	89
Hearings Held	72,923
Cases in Which Plaintiff/Petitioner Represented Self	2,513

MENTAL HEALTH CASE ACTIVITY

Cases on Docket

	Temporary Mental Health Services	Extended Mental Health Services	Modification		Total Cases
			Inpatient to Outpatient	Outpatient to Inpatient	
Intake					
New Applications Filed	49,165	334	223	123	49,845
Orders for Protective Custody Signed	43,512	---	---	---	43,512
Hearings					
Probable Cause Hearings Held	36,165	---	---	---	36,165
Release/Dismissal Prior to Final Hearing	31,904	15	5	14	31,938
Final Commitment Hearings Held	11,322	205	9	12	11,548
Other Information					
Disposition at Final Hearing					
<i>Denied (Release)</i>	4,006	9	0	0	4,015
<i>Granted (Commit)</i>					
<i>Inpatient</i>	7,953	230	13	---	8,196
<i>Outpatient</i>	265	16	---	10	291

Order to Authorize Psychoactive Medications	Total
New Applications Filed	4,795
Dismissal Prior to Hearing	497
Hearings Held	3,936
Disposition at Hearing	
Denied	115
Granted	3,904



Justice and Municipal Courts

CRIMINAL CASE ACTIVITY

Cases on Docket

	Traffic Misdemeanors			Non-Traffic Misdemeanors			Total
	Non-Parking	Parking	Local Ordinance	Penal Code	Other State Law	Local Ordinance	
Cases Pending Beginning of Year							
<i>Active Cases</i>	6,642,268	410,993	46,940	1,213,918	1,003,147	612,477	9,929,743
<i>Inactive Cases</i>	6,142,310	155,762	31,799	1,147,200	803,908	358,702	8,639,681
Docket Adjustments	105,292	-12,206	12,094	6,394	-19,760	25,581	117,395
Cases Added							
New Cases Filed	5,271,957	151,092	57,945	436,265	387,577	295,735	6,600,571
<i>Cases Reactivated</i>	1,568,999	28,557	8,859	283,470	189,003	106,858	2,185,746
<i>All Other Cases Added</i>	30,142	93	45	7,940	10,913	215	49,348
Total Cases on Docket	13,618,658	578,529	125,883	1,947,987	1,570,880	1,040,866	18,882,803
Dispositions							
Dispositions Prior to Court Appearance or Trial							
<i>Uncontested Dispositions</i>	1,872,766	70,291	26,300	159,472	169,344	96,127	2,394,300
<i>Dismissed by Prosecution</i>	364,320	45,534	4,018	63,332	63,866	62,638	603,708
Total Dispositions Prior to Court Appearance or Trial	2,237,086	115,825	30,318	222,804	233,210	158,765	2,998,008
Dispositions at Court Appearance or Trial							
Convictions							
<i>Guilty Plea or Nolo Contendere</i>	586,558	31,989	4,274	78,397	43,572	40,462	785,252
<i>By the Court</i>	104,762	1,525	1,481	8,552	8,016	6,234	130,570
<i>By the Jury</i>	2,335	27	43	339	152	572	3,468
Acquittals							
<i>By the Court</i>	7,811	75	389	592	548	597	10,012
<i>By the Jury</i>	347	1	3	157	39	60	607
Dismissed by Prosecution	365,219	8,220	1,778	56,445	19,743	46,004	497,409
Total Dispositions at Court Appearance or Trial	1,067,032	41,837	7,968	144,482	72,070	93,929	1,427,318
Compliance Dismissals							
<i>After Driver Safety Course</i>	483,281	---	---	---	---	---	483,281
<i>After Deferred Disposition</i>	633,494	4,646	11,517	31,241	34,176	23,405	738,479
<i>After Teen Court</i>	4,313	13	24	1,091	475	310	6,226
<i>After Tobacco Awareness Course</i>	---	---	---	---	535	---	535
<i>After Treatment for Chemical Dependency</i>	---	---	---	1,322	1,565	---	2,887
<i>After Proof of Financial Responsibility</i>	111,175	---	---	---	---	---	111,175
<i>All Other Transportation Code Dismissals</i>	283,543	3,775	1,295	6,900	15,834	6,809	318,156
Total Compliance Dismissals	1,515,806	8,434	12,836	40,554	52,585	30,524	1,660,739
All Other Dispositions	179,419	7,271	1,372	28,601	22,762	10,109	249,534
Total Cases Disposed	4,999,343	173,367	52,494	436,441	380,628	293,327	6,335,600
Cases Placed on Inactive Status	1,614,065	22,192	12,074	262,512	193,871	120,076	2,224,790
Cases Pending End of Year							
<i>Active Cases</i>	6,670,381	388,400	59,119	1,084,548	967,838	576,204	9,746,490
<i>Inactive Cases</i>	6,066,908	140,752	27,847	1,258,095	790,271	394,225	8,678,098
Show Cause Hearings Held	375,584	1,899	2,739	28,014	34,210	12,005	454,451
Cases Appealed							
<i>After Trial</i>	4,976	43	20	345	798	201	6,383
<i>Without Trial</i>	19,333	65	194	596	1,968	127	22,283



Justice and Municipal Courts

JUVENILE/MINOR ACTIVITY

Beginning of Year through End of Year	Total
Transportation Code Cases Filed	59,877
Non-Driving Alcoholic Beverage Code Cases Filed	19,768
Driving Under the Influence of Alcohol Cases Filed	1,626
Drug Paraphernalia Cases Filed	5,977
Tobacco Cases Filed	2,926
Failure to Attend School Cases Filed	8,988
Education Code (Except Failure to Attend) Cases Filed	786
Violation of Local Daytime Curfew Ordinance Cases Filed	3,391
All Other Non-Traffic Fine-Only Cases Filed	20,086
Transfer to Juvenile Court	
<i>Mandatory Transfer</i>	168
<i>Discretionary Transfer</i>	244
Accused of Contempt and Referred to Juvenile Court (Delinquent Conduct)	85
Held in Contempt by Criminal Court (Fined and/or Denied Driving Privileges)	2,845
Juvenile Statement Magistrate Warning	
<i>Warnings Administered</i>	1,775
<i>Statements Certified</i>	683
Detention Hearings Held	364
Orders for Non-Secure Custody Issued	174
Parent Contributing to Nonattendance Cases Filed	13,485



Justice and Municipal Courts

ADDITIONAL ACTIVITY

Beginning of Year through End of Year	Number Given	Requests for Counsel
Magistrate Warnings		
<i>Class C Misdemeanors</i>	472,299	---
<i>Class A and B Misdemeanors</i>	271,170	79,971
<i>Felonies</i>	191,726	66,957
Beginning of Year through End of Year		Total
Arrest Warrants Issued		1,701,368
<i>Class C Misdemeanors</i>		63,396
<i>Class A and B Misdemeanors</i>		58,509
<i>Felonies</i>		623,206
Capiases Pro Fine Issued		15,950
Search Warrants Issued		3,383
Warrants for Fire, Health and Code Inspections Filed		1,343
Examining Trials Conducted		9,979
Emergency Mental Health Hearings Held		
Magistrate's Orders		
<i>Emergency Protection Issued</i>		17,790
<i>Ignition Interlock Device Issued</i>		9,364
<i>All Others Issued Requiring Conditions for Release on Bond</i>		28,176
Driver's License Denial, Revocation or Suspension Hearings Held		12,980
Disposition of Stolen Property Hearings Held		3,379
Peace Bond Hearings Held		462
Cases in Which Fine and Court Costs Satisfied by Community Service		
<i>Partial Satisfaction</i>		11,910
<i>Full Satisfaction</i>		66,247
Cases in Which Fine and Court Costs Satisfied by Jail Credit		561,801
Cases in Which Fine and Court Costs Waived for Indigency		64,876
<u>Amount of Fines and Court Costs Waived for Indigency</u>		<u>\$16,938,687</u>
Fines, Court Costs and Other Amounts		
<i>Kept by City or County</i>		\$689,206,517
<i>Remitted to State</i>		\$335,364,746
<i>Total</i>		\$1,024,583,829



Justice Courts

CRIMINAL CASE ACTIVITY

Cases on Docket

	Traffic Misdemeanors			Non-Traffic Misdemeanors			Total
	Non-Parking	Parking	County Ordinance	Penal Code	Other State Law	County Ordinance	
Cases Pending Beginning of Year							
<i>Active Cases</i>	2,381,291	49,228	5,972	348,967	511,135	15,536	3,312,129
<i>Inactive Cases</i>	1,343,317	9,826	430	203,294	297,095	4,580	1,858,542
Docket Adjustments	-5,361	-12,850	-556	-5,681	-33,043	-290	-57,781
Cases Added							
New Cases Filed	1,740,739	20,829	2,184	88,853	150,085	9,716	2,012,406
<i>Cases Reactivated</i>	276,689	2,059	107	36,173	45,877	918	361,823
<i>All Other Cases Added</i>	20,564	22	6	7,609	9,655	37	37,893
Total Cases on Docket	4,413,922	59,288	7,713	475,921	683,709	25,917	5,666,470
Dispositions							
Dispositions Prior to Court Appearance or Trial							
<i>Uncontested Dispositions</i>	605,100	7,455	1,411	37,448	74,258	2,706	728,378
<i>Dismissed by Prosecution</i>	93,520	2,083	92	12,776	23,983	1,472	133,926
Total Dispositions Prior to Court Appearance or Trial	698,620	9,538	1,503	50,224	98,241	4,178	862,304
Dispositions at Court Appearance or Trial							
Convictions							
<i>Guilty Plea or Nolo Contendere</i>	97,200	1,326	134	5,181	6,086	540	110,467
<i>By the Court</i>	31,898	379	19	1,968	2,789	71	37,124
<i>By the Jury</i>	506	6	1	12	36	1	562
Acquittals							
<i>By the Court</i>	1,307	35	7	280	199	185	2,013
<i>By the Jury</i>	53	0	0	16	19	0	88
Dismissed by Prosecution	141,474	2,633	47	7,027	6,870	1,232	159,283
Total Dispositions at Court Appearance or Trial	272,438	4,379	208	14,484	15,999	2,029	309,537
Compliance Dismissals							
<i>After Driver Safety Course</i>	135,835	---	---	---	---	---	135,835
<i>After Deferred Disposition</i>	127,468	1,176	447	6,170	11,907	588	147,756
<i>After Teen Court</i>	376	0	0	51	97	5	529
<i>After Tobacco Awareness Course</i>	---	---	---	---	83	---	83
<i>After Treatment for Chemical Dependency</i>	---	---	---	17	104	---	121
<i>After Proof of Financial Responsibility</i>	30,655	---	---	---	---	---	30,655
<i>All Other Transportation Code Dismissals</i>	86,339	1,895	53	5,492	9,646	354	103,779
Total Compliance Dismissals	380,673	3,071	500	11,730	21,837	947	418,758
All Other Dispositions	67,409	807	89	7,768	10,226	416	86,715
Total Cases Disposed	1,419,140	17,795	2,300	84,206	146,303	7,570	1,677,314
Cases Placed on Inactive Status	300,249	2,444	263	32,731	45,674	1,089	382,450
Cases Pending End of Year							
<i>Active Cases</i>	2,617,487	38,868	5,136	351,444	486,541	17,046	3,516,522
<i>Inactive Cases</i>	1,331,790	9,979	577	196,359	279,581	4,699	1,822,985
Show Cause Hearings Held	107,772	396	132	5,595	12,038	456	126,389
Cases Appealed							
<i>After Trial</i>	1,425	15	7	55	133	1	1,636
<i>Without Trial</i>	13,691	46	180	241	875	16	15,049



Justice Courts

CIVIL CASE ACTIVITY

	Debt Claim	Landlord/ Tenant	Small Claims	Total
Cases Pending Beginning of Year				
Active Cases	96,253	97,052	192,143	385,448
Inactive Cases	2,136	3,919	4,484	10,539
Docket Adjustments	1,873	-8,090	-5,478	-11,695
Cases Added				
New Cases Filed	166,220	240,148	68,798	475,166
Cases Reactivated	563	281	603	1,447
All Other Cases Added	363	665	2,100	3,128
Total Cases on Docket	265,272	330,056	258,166	853,494
Dispositions				
Default Judgments	43,176	72,756	9,718	125,650
Agreed Judgments	13,841	1,389	2,583	17,813
Trial/Hearing by Judge/Hearing Officer	11,249	67,489	22,131	100,869
Trial by Jury	34	287	342	663
Cases Dismissed for Want of Prosecution	8,467	11,889	8,558	28,914
Cases Non-Suited or Dismissed by Plaintiff	48,781	55,229	15,976	119,986
All Other Dispositions	5,632	24,722	14,500	44,854
Total Cases Disposed	131,180	233,761	73,808	438,749
Cases Placed on Inactive Status	1,496	2,386	1,451	5,333
Cases Pending End of Year				
Active Cases	128,233	89,916	176,464	394,613
Inactive Cases	2,773	5,387	4,495	12,655
Cases Appealed				
After Trial	597	4,871	1,346	6,814
Without Trial	44	1,415	102	1,561

JUVENILE/MINOR ACTIVITY

Beginning of Year through End of Year	Total
Transportation Code Cases Filed	18,915
Non-Driving Alcoholic Beverage Code Cases Filed	6,175
Driving Under the Influence of Alcohol Cases Filed	768
Drug Paraphernalia Cases Filed	2,124
Tobacco Cases Filed	729
Failure to Attend School Cases Filed	8,433
Education Code (Except Failure to Attend) Cases Filed	539
Violation of Local Daytime Curfew Ordinance Cases Filed	130
All Other Non-Traffic Fine-Only Cases Filed	5,003
Transfer to Juvenile Court	
Mandatory	59
Discretionary	57
Accused of Contempt and Referred to Juvenile Court (Delinquent Conduct)	45
Held in Contempt by Criminal Court (Fined and/or Denied Driving Privileges)	519
Juvenile Statement	
Magistrate Warnings Administered	1,034
Certified by Judge	406
Detention Hearings Held	325
Orders for Non-Secure Custody Issued	22
Parent Contributing to Nonattendance Cases Filed	11,229



Justice Courts

ADDITIONAL ACTIVITY

Beginning of Year through End of Year	Number Given	Requests for Counsel
Magistrate Warnings		
<i>Class C Misdemeanors</i>	69,023	---
<i>Class A and B Misdemeanors</i>	142,031	43,272
<i>Felonies</i>	113,573	43,438

Beginning of Year through End of Year	Total
Arrest Warrants Issued	
<i>Class C Misdemeanors</i>	348,373
<i>Class A and B Misdemeanors</i>	25,278
<i>Felonies</i>	27,557
Capiases Pro Fine Issued	52,432
Search Warrants Issued	1,445
Warrants for Fire, Health and Code Inspections Filed	54
Examining Trials Conducted	1,092
Emergency Mental Health Hearings Held	9,537
Magistrate's Orders	
<i>Emergency Protection Issued</i>	8,116
<i>Ignition Interlock Device Issued</i>	5,428
<i>All Others Issued Requiring Conditions for Release on Bond</i>	25,098
Driver's License Denial, Revocation or Suspension Hearings Held	12,199
Handgun License Denial, Revocation or Suspension Hearings Held	259
Disposition of Stolen Property Hearings Held	1,661
Peace Bond Hearings Held	455
Inquests Conducted	21,766
Cases in Which Fine and Court Costs Satisfied by Community Service	
<i>Partial Satisfaction</i>	2,467
<i>Full Satisfaction</i>	12,607
Cases in Which Fine and Court Costs Satisfied by Jail Credit	111,524
Cases in Which Fine and Court Costs Waived for Indigency	7,368
Amount of Fines and Court Costs Waived for Indigency	\$1,781,909
Fines, Court Costs and Other Amounts	
<i>Kept by County</i>	\$188,654,324
<i>Remitted to State</i>	\$97,052,871
<i>Total Collected</i>	\$302,204,741



Municipal Courts

CRIMINAL CASE ACTIVITY

Cases on Docket

	Traffic Misdemeanors			Non-Traffic Misdemeanors			Total
	Non-Parking	Parking	City Ordinance	Penal Code	Other State Law	City Ordinance	
Cases Pending Beginning of Year							
<i>Active Cases</i>	4,260,977	361,765	40,968	864,951	492,012	596,941	6,617,614
<i>Inactive Cases</i>	4,798,993	145,936	31,369	943,906	506,813	354,122	6,781,139
Docket Adjustments	110,653	644	12,650	12,075	13,283	25,871	175,176
Cases Added							
New Cases Filed	3,531,218	130,263	55,761	347,412	237,492	286,019	4,588,165
<i>Cases Reactivated</i>	1,292,310	26,498	8,752	247,297	143,126	105,940	1,823,923
<i>All Other Cases Added</i>	9,578	71	39	331	1,258	178	11,455
Total Cases on Docket	9,204,736	519,241	118,170	1,472,066	887,171	1,014,949	13,216,333
Dispositions							
Dispositions Prior to Court Appearance or Trial							
<i>Uncontested Dispositions</i>	1,267,666	62,836	24,889	122,024	95,086	93,421	1,665,922
<i>Dismissed by Prosecution</i>	270,800	43,451	3,926	50,556	39,883	61,166	469,782
Total Dispositions Prior to Court Appearance or Trial	1,538,466	106,287	28,815	172,580	134,969	154,587	2,135,704
Dispositions at Court Appearance or Trial							
Convictions							
<i>Guilty Plea or Nolo Contendere</i>	489,358	30,663	4,140	73,216	37,486	39,922	674,785
<i>By the Court</i>	72,864	1,146	1,462	6,584	5,227	6,163	93,446
<i>By the Jury</i>	1,829	21	42	327	116	571	2,906
Acquittals							
<i>By the Court</i>	6,504	40	382	312	349	412	7,999
<i>By the Jury</i>	294	1	3	141	20	60	519
Dismissed by Prosecution	223,745	5,587	1,731	49,418	12,873	44,772	338,126
Total Dispositions at Court Appearance or Trial	794,594	37,458	7,760	129,998	56,071	91,900	1,117,781
Compliance Dismissals							
<i>After Driver Safety Course</i>	347,446	---	---	---	---	---	347,446
<i>After Deferred Disposition</i>	506,026	3,470	11,070	25,071	22,269	22,817	590,723
<i>After Teen Court</i>	3,937	13	24	1,040	378	305	5,697
<i>After Tobacco Awareness Course</i>	---	---	---	---	452	---	452
<i>After Treatment for Chemical Dependency</i>	---	---	---	1,305	1,461	---	2,766
<i>After Proof of Financial Responsibility</i>	80,520	---	---	---	---	---	80,520
<i>All Other Transportation Code Dismissals</i>	197,204	1,880	1,242	1,408	6,188	6,455	214,377
Total Compliance Dismissals	1,135,133	5,363	12,336	28,824	30,748	29,577	1,241,981
All Other Dispositions	112,010	6,464	1,283	20,833	12,536	9,693	162,819
Total Cases Disposed	3,580,203	155,572	50,194	352,235	234,325	285,757	4,658,286
Cases Placed on Inactive Status	1,313,816	19,748	11,811	229,781	148,197	118,987	1,842,340
Cases Pending End of Year							
<i>Active Cases</i>	4,052,894	349,532	53,983	733,104	481,297	559,158	6,229,968
<i>Inactive Cases</i>	4,735,118	130,773	27,270	1,061,736	510,690	389,526	6,855,113
Show Cause Hearings Held	267,812	1,503	2,607	22,419	22,172	11,549	328,062
Cases Appealed							
<i>After Trial</i>	3,551	28	13	290	665	200	4,747
<i>Without Trial</i>	5,642	19	14	355	1,093	111	7,234



Municipal Courts

CIVIL/ADMINISTRATIVE CASE ACTIVITY

	Total
Cases Pending Beginning of Year	
<i>Active Cases</i>	711,268
<i>Inactive Cases</i>	600,974
Docket Adjustments	7,491
Cases Added	
New Cases Filed	587,335
<i>Cases Reactivated</i>	3,245
<i>All Other Cases Added</i>	52
Total Cases on Docket	1,309,391
Dispositions	
Uncontested Civil Fines or Penalties	296,036
Default Judgments	159,185
Agreed Judgments	1,621
Trial/Hearing by Judge/Hearing Officer	52,447
Trial by Jury	4
Cases Dismissed for Want of Prosecution	9,826
All Other Dispositions	3,598
Total Cases Disposed	522,717
Cases Placed on Inactive Status	14,375
Cases Pending End of Year	
<i>Active Cases</i>	699,638
<i>Inactive Cases</i>	44,161
Cases Appealed	
<i>After Trial</i>	34
<i>Without Trial</i>	140

JUVENILE/MINOR ACTIVITY

Beginning of Year through End of Year	Total
Transportation Code Cases Filed	40,962
Non-Driving Alcoholic Beverage Code Cases Filed	13,593
Driving Under the Influence of Alcohol Cases Filed	858
Drug Paraphernalia Cases Filed	3,853
Tobacco Cases Filed	2,197
Failure to Attend School Cases Filed	555
Education Code (Except Failure to Attend) Cases Filed	247
Violation of Local Daytime Curfew Ordinance Cases Filed	3,261
All Other Non-Traffic Fine-Only Cases Filed	15,083
Transfer to Juvenile Court	
<i>Mandatory</i>	109
<i>Discretionary</i>	187
Accused of Contempt and Referred to Juvenile Court (Delinquent Conduct)	40
Held in Contempt by Criminal Court (Fined and/or Denied Driving Privileges)	2,326
Juvenile Statement	
<i>Magistrate Warnings Administered</i>	741
<i>Certified by Judge</i>	277
Detention Hearings Held	39
Orders for Non-Secure Custody Issued	152
Parent Contributing to Nonattendance Cases Filed	2,256



Municipal Courts

ADDITIONAL ACTIVITY

Beginning of Year through End of Year	Number Given	Requests for Counsel
Magistrate Warnings		
<i>Class C Misdemeanors</i>	403,276	---
<i>Class A and B Misdemeanors</i>	129,139	36,699
<i>Felonies</i>	78,153	23,519

Beginning of Year through End of Year	Total
Arrest Warrants Issued	
<i>Class C Misdemeanors</i>	1,352,995
<i>Class A and B Misdemeanors</i>	38,118
<i>Felonies</i>	30,952
Capiases Pro Fine Issued	570,774
Search Warrants Issued	14,505
Warrants for Fire, Health and Code Inspections Filed	3,329
Examining Trials Conducted	251
Emergency Mental Health Hearings Held	442
Magistrate's Orders	
<i>Emergency Protection Issued</i>	9,674
<i>Ignition Interlock Device Issued</i>	3,936
<i>All Others Issued Requiring Conditions for Release on Bond</i>	3,078
Driver's License Denial, Revocation or Suspension Hearings Held	781
Disposition of Stolen Property Hearings Held	1,718
Peace Bond Hearings Held	7
Cases in Which Fine and Court Costs Satisfied by Community Service	
<i>Partial Satisfaction</i>	9,443
<i>Full Satisfaction</i>	53,640
Cases in Which Fine and Court Costs Satisfied by Jail Credit	450,277
Cases in Which Fine and Court Costs Waived for Indigency	57,508
Amount of Fines and Court Costs Waived for Indigency	\$15,156,778
Fines, Court Costs and Other Amounts	
<i>Kept by City</i>	\$430,539,416
<i>Remitted to State</i>	\$202,380,704
<i>Total</i>	\$633,770,367



Assigned Judges in the Trial Courts

	1st Region	2nd Region	3rd Region	4th Region	5th Region
By the Chief Justice of the Supreme Court¹					
Assignments to the Administrative Regions					
Number of Assignments					
Senior/Former Appellate Judges	0	0	0	0	0
Active District Judges	3	0	0	0	0
Senior/Former District Judges	0	0	0	0	0
Active Statutory County Court Judges	0	0	0	0	0
Retired/Former Statutory County Court Judges	0	0	0	0	0
TOTAL Assignments	3	0	0	0	0
Days Served					
Senior/Former Appellate Judges	8.0	0.0	0.0	0.0	0.0
Active District Judges	0.0	0.0	0.0	0.0	0.0
Senior/Former District Judges	0.0	0.0	0.0	0.0	0.0
Active Statutory County Court Judges	0.0	0.0	0.0	0.0	0.0
Retired/Former Statutory County Court Judges	8.0	0.0	0.0	0.0	0.0
TOTAL Days Served					
By Presiding Judges of Administrative Regions¹					
Assignments within the Administrative Regions					
Number of Assignments					
Active Appellate Judges	0	3	0	0	0
Senior/Former Appellate Judges	111	67	48	34	85
Active District Judges	4	40	28	5	62
Senior/Former District Judges	493	580	469	379	290
Active Statutory County Court Judges	28	27	3	0	8
Retired/Former Statutory County Court Judges	65	134	85	161	53
TOTAL Assignments	701	851	633	579	498
Days Served					
Active Appellate Judges	0.0	0.0	0.0	0.0	0.0
Senior/Former Appellate Judges	351.0	180.0	68.0	78.0	182.0
Active District Judges	4.0	Unknown	0.0	9.0	118.0
Senior/Former District Judges	2,023.0	1,408.0	715.0	990.5	745.0
Active Statutory County Court Judges	0.0	Unknown	0.0	0.0	19.0
Retired/Former Statutory County Court Judges	221.0	208.0	129.0	330.0	100.0
TOTAL Days Served	2,599.0	1,796.0	912.0	1,407.5	1,164.0
Assignments from Other Administrative Regions					
Number of Assignments					
Senior/Former Appellate Judges	0	3	0	0	0
Active District Judges	0	0	2	11	1
Senior/Former District Judges	38	3	6	13	6
Active Statutory County Court Judges	0	2	0	0	0
Retired/Former Statutory County Court Judges	7	3	2	0	0
TOTAL Assignments	45	11	10	24	7
Days Served					
Senior/Former Appellate Judges	0.0	4.0	0.0	0.0	0.0
Active District Judges	0.0	0.0	2.0	23.5	2.0
Senior/Former District Judges	294.0	3.0	3.0	36.5	12.0
Active Statutory County Court Judges	0.0	Unknown	0.0	0.0	0.0
Retired/Former Statutory County Court Judges	9.0	3.0	6.0	0.0	0.0
TOTAL Days Served	303.0	10.0	11.0	60.0	14.0
By the Supreme Court for Disciplinary Proceedings²					
Number of Assignments -- Active District Judges	9	13	3	2	2
Days Served -- Active District Judges	3.0	0.0	1.0	8.0	2.0
Total Trial Court Assignments					
Number of Assignments	758	875	646	605	507
Days Served	2,913.0	1,806.0	924.0	1,475.5	1,180.0
Assignments to Other Administrative Regions	6	8	10	7	1

Notes:

1. Assignment authorized by Sections 74.056 and 75.002, Texas Government Code.
2. Assignment authorized by Rule 3.02, Texas Rules of Disciplinary Procedure.

Information provided by the Presiding Judges of the Administrative Judicial Regions



Assigned Judges in the Trial Courts

	6th Region	7th Region	8th Region	9th Region	Total
By the Chief Justice of the Supreme Court¹					
Assignments to the Administrative Regions					
Number of Assignments					
Senior/Former Appellate Judges	0	0	0	0	0
Active District Judges	0	0	0	0	3
Senior/Former District Judges	2	0	0	0	2
Active Statutory County Court Judges	0	0	0	0	0
Retired/Former Statutory County Court Judges	0	0	0	0	0
TOTAL Assignments	2	0	0	0	5
Days Served					
Senior/Former Appellate Judges	0.0	0.0	0.0	0.0	0.0
Active District Judges	0.0	0.0	0.0	0.0	8.0
Senior/Former District Judges	0.5	0.0	0.0	0.0	0.5
Active Statutory County Court Judges	0.0	0.0	0.0	0.0	0.0
Retired/Former Statutory County Court Judges	0.0	0.0	0.0	0.0	0.0
TOTAL Days Served	0.5	0.0	0.0	0.0	8.5
By Presiding Judges of Administrative Regions¹					
Assignments within the Administrative Regions					
Number of Assignments					
Active Appellate Judges	0	0	0	0	3
Senior/Former Appellate Judges	82	6	9	6	448
Active District Judges	30	40	113	36	358
Senior/Former District Judges	141	162	692	181	3,387
Active Statutory County Court Judges	2	9	19	6	102
Retired/Former Statutory County Court Judges	18	41	118	45	720
TOTAL Assignments	273	258	951	274	5,018
Days Served					
Active Appellate Judges	0.0	0.0	0.0	0.0	0.0
Senior/Former Appellate Judges	124.0	13.0	8.0	5.0	1,009.0
Active District Judges	27.0	15.0	0.0	9.0	182.0
Senior/Former District Judges	208.0	291.0	677.0	166.5	7,224.0
Active Statutory County Court Judges	26.0	0.0	0.0	3.0	48.0
Retired/Former Statutory County Court Judges	15.0	32.0	159.0	92.5	1,286.5
TOTAL Days Served	400.0	351.0	844.0	276.0	9,749.5
Assignments from Other Administrative Regions					
Number of Assignments					
Senior/Former Appellate Judges	8	2	0	0	13
Active District Judges	0	1	0	0	15
Senior/Former District Judges	39	59	57	16	237
Active Statutory County Court Judges	0	0	3	0	5
Retired/Former Statutory County Court Judges	11	45	0	0	68
TOTAL Assignments	58	107	60	16	338
Days Served					
Senior/Former Appellate Judges	8.5	0.0	0.0	0.0	12.5
Active District Judges	0.0	0.0	0.0	0.0	27.5
Senior/Former District Judges	35.0	109.0	0.0	17.0	509.5
Active Statutory County Court Judges	0.0	0.0	3.0	0.0	3.0
Retired/Former Statutory County Court Judges	34.0	44.0	0.0	0.0	96.0
TOTAL Days Served	77.5	153.0	3.0	17.0	648.5
By the Supreme Court for Disciplinary Proceedings²					
Number of Assignments -- Active District Judges	1	0	0	0	30
Days Served -- Active District Judges	0.0	0.0	0.0	0.0	14.0
Total Trial Court Assignments					
Number of Assignments	334	365	1,011	290	5,391
Days Served	478.0	504.0	847.0	293.0	10,420.5
Assignments to Other Administrative Regions	4	3	9	6	54

Notes:

1. Assignment authorized by Sections 74.056 and 75.002, Texas Government Code.
2. Assignment authorized by Rule 3.02, Texas Rules of Disciplinary Procedure.

Information provided by the Presiding Judges of the Administrative Judicial Regions



Appendix

Case Status and Clearance Rate Definitions II
Case Type Categories..... III
 District Courts III
 Statutory County Courts V
 Constitutional County Courts..... VI
 Justice Courts VII
 Municipal Courts..... VIII



Case Status and Clearance Rate Definitions

ALL TRIAL COURTS

Case Status

For more specific information about the case status categories listed below, as well as definitions of the various disposition types, refer to the reporting instructions posted at <http://www.txcourts.gov/reporting-to-oca/judicial-council-trial-court-activity-reports.aspx>.

Cases Pending Beginning of Month–Active: The number of cases that were awaiting disposition at the beginning of the reporting period.

Cases Pending Beginning of Month–Inactive: The number of cases that had been classified as inactive at the beginning of the reporting period.

New Cases Filed: The number of cases that were filed with the court for the first time during the reporting period.

Reactivated: The number of cases that had previously been placed on inactive status, but were restored to the court’s control during the reporting period. Further court proceedings in these cases could be resumed during the reporting period and proceed toward disposition. The rules for reactivating a case are the reverse of those for placing a case on inactive status, (e.g., the lifting of a stay, arrest of a defendant with an outstanding warrant, etc.).

All Other Cases Added (Reopened): The number of cases in which a judgment had previously been entered but which were restored to the court’s pending caseload during the reporting period. These cases come back to the court due to the filing of a request to modify or enforce that existing judgment and a hearing before a judicial officer is requested to review the status of the case or initiate further proceedings in the case.

Total Cases on Docket: The sum of the number of new cases filed, cases appealed from lower courts, reactivated and reopened cases.

Total Dispositions: The number of cases for which an original entry of judgment has been entered during the reporting period. For cases involving multiple parties/issues, the disposition is not to be reported until all parties/issues have been resolved.

Placed on Inactive Status: The number of cases whose status was administratively changed to inactive during the reporting period due to events beyond the court’s control. These cases were removed from court control, and the court could take no further action until an event restored the case to the court’s active pending caseload. Examples include cases in which a warrant of arrest was issued, a stay was issued while a defendant undergoes temporary or extended inpatient mental health treatment, or a stay was issued due to bankruptcy.

Cases Pending End of Month–Active: The number of cases that were awaiting disposition at the end of the reporting period.

Cases Pending End of Month–Inactive: The number of cases that had been classified as inactive at the end of the reporting period.

CLEARANCE RATE

Clearance Rate: The number of cases disposed or placed on inactive status divided by the number of cases added to the docket (including reactivated cases). The clearance rate is a measure of how effectively a court is disposing the cases added to its docket.

A clearance rate of 100 percent indicates that the court disposed of the same number of cases during the year as were added to the docket during the year, resulting in no changes to the court’s case backlog.

Formula:

Number of cases disposed + number of cases placed on inactive status

divided by

number of new cases filed + number of cases reactivated + cases appealed from lower courts + all other cases added



Case Type Categories

District Courts

CRIMINAL DOCKET

A criminal case is counted as one defendant per indictment or information. For example, if an indictment names more than one defendant, there is more than one case; three defendants named in one indictment equals three cases. If the same defendant is charged in more than one indictment, even if for the same criminal episode, there is more than one case; the same person named in four indictments equals four cases. Finally, if an indictment contains more than one count (Art. 21.24, Code of Criminal Procedure), only one case per person named in the indictment is reported. The case is reported under the classification for the most serious offense alleged.

The case type categories are:

CAPITAL MURDER: An offense under Penal Code Sec. 19.03 (Capital Murder).

MURDER: An offense under Penal Code Sec. 19.02 (Murder).

OTHER HOMICIDES: An offense under Penal Code Sec. 19.04 (Manslaughter), 19.05 (Criminally Negligent Homicide), or 49.08 (Intoxication Manslaughter).

ASSAULT OR ATTEMPTED MURDER: A felony offense under Penal Code Sec. 22.01 (Assault), 22.04 (Injury to a Child, Elderly Individual or Disabled Individual), 22.05 (Deadly Conduct), 22.07 (Terroristic Threat), or 22.08 (Aiding Suicide); an offense under Penal Code Sec. 22.015 (Coercing, Soliciting or Inducing Gang Membership), 22.02 (Aggravated Assault), 22.041 (Abandoning or Endangering Child), 22.09 (Tampering with Consumer Product), or 22.11 (Harassment by Persons in Certain Correctional Facilities; Harassment of Public Servant); or an offense of Attempt (as defined in Sec. 15.01) to Commit: Murder (19.02) or Capital Murder (19.03).

SEXUAL ASSAULT OF AN ADULT: An offense under Penal Code Sec. 22.011 (Sexual Assault) or 22.021 (Aggravated Sexual Assault) where the victim is an adult (17 years or older).

INDECENCY OR SEXUAL ASSAULT OF A CHILD: An offense under Penal Code Secs. 22.011 (Sexual Assault) or 22.021 (Aggravated Sexual Assault) where the victim is a child (younger than 17 years); an offense under Sec. 21.02 (Continuous Sexual Abuse of Young Child or Children); an offense under Sec. 21.11 (Indecency with a Child); or an offense under Sec. 21.12 (Improper Relationship Between Educator and Student).

FAMILY VIOLENCE ASSAULT: A **felony** offense under Penal Code Sec. 22.01(b)(2) against a person whose relationship to the defendant is described by Sec. 71.0021(b), 71.003, or 71.005 of the Family Code.

AGGRAVATED ROBBERY OR ROBBERY: An offense under Penal Code Sec. 29.03 (Aggravated Robbery) or 29.02 (Robbery).

BURGLARY: A **felony** offense under Penal Code Sec. 30.02 (Burglary) or 30.04 (Burglary of Vehicles).

THEFT: A **felony** offense under Ch. 31 of the Penal Code, **except** when the property involved is a motor vehicle; or a **felony** offense under Sec. 32.31 (Credit Card Abuse or Debit Card Abuse) or 33A.04 (Theft of Telecommunications Service).

AUTOMOBILE THEFT: A **felony** offense under Penal Code Sec. 31.03 (Theft) if the property involved is a motor vehicle, or an offense under Sec. 31.07 (Unauthorized Use of a Vehicle).

DRUG SALE OR MANUFACTURE: A **felony** offense under the Texas Controlled Substances Act (Ch. 481, Health and Safety Code), Ch. 482, Health and Safety Code (Simulated Controlled Substances), the Texas Dangerous Drugs Act (Ch. 483, Health and Safety Code), or Ch. 485, Health and Safety Code (Abusable Volatile Chemicals) for the manufacture, delivery, sale, or possession with intent to deliver or sell a drug or controlled substance.

DRUG POSSESSION: A **felony** offense for possession under the Texas Controlled Substances Act (Ch. 481, Health and Safety Code) or the Texas Dangerous Drugs Act (Ch. 483, Health and Safety Code), other than possession with intent to deliver or sell.

FELONY D.W.I.: A **felony** offense under Penal Code Sec. 49.04 (Driving While Intoxicated), 49.045 (Driving While Intoxicated with Child Passenger), or 49.09 (Enhanced Offenses and Penalties). Also include an offense under Penal Code Sec. 49.07 (Intoxication Assault) when the case involves a motor vehicle.

OTHER FELONIES: A **felony** offense not clearly identifiable as belonging in one of the preceding categories, including cases previously categorized as forgery.

ALL MISDEMEANORS: Any offense classified as a misdemeanor.

CIVIL DOCKET

A civil case, unlike a criminal case, does not depend on the number of persons involved. Instead, each separate suit, normally commenced by the filing of the plaintiff's original petition, defines an individual civil case.

The case type categories are:

INJURY OR DAMAGE—MOTOR VEHICLE: All cases for damages associated in any way with a motor vehicle (automobile, truck, motorcycle, etc.), with or without accompanying personal injury. Examples include personal injury, property damage, and wrongful death cases that involve motor vehicles.

INJURY OR DAMAGE—MEDICAL MALPRACTICE: Cases that allege misconduct or negligence by a person or entity in the medical profession (doctors, nurses, physician assistants, dentists, etc. and their firms: hospitals, nursing homes, etc.) acting in a professional capacity, thereby causing physical or financial harm.

INJURY OR DAMAGE—OTHER PROFESSIONAL MALPRACTICE: Cases that allege misconduct or negligence by a person or entity not in the medical profession (lawyers, accountants, architects, etc. and their firms) acting in a professional capacity, thereby causing physical or financial harm.

INJURY OR DAMAGE—PRODUCT LIABILITY—ASBESTOS/SILICA: Cases involving the alleged responsibility of the manufacturer or seller for an injury caused to a person or property by exposure to, or ingestion of, asbestos or silica or an alleged breach of duty to provide suitable instructions to prevent injury.



INJURY OR DAMAGE—OTHER PRODUCT LIABILITY: All other cases, not involving asbestos or silica, involving the alleged responsibility of the manufacturer or seller of an article for an injury caused to a person or property by a defect in, or the condition of, the article sold or an alleged breach of duty to provide suitable instructions to prevent injury.

OTHER INJURY OR DAMAGE: All other cases not falling into categories above alleging an injury or wrong committed against a person, their reputation, or their property by a party who either did something that he was obligated not to do or failed to do something that he was obligated to do. Examples include damages on premises, “slip-and-fall” cases, construction damages, assault, battery, animal attack, vandalism, slander/libel/defamation, malicious prosecution, and false imprisonment.

REAL PROPERTY—EMINENT DOMAIN: Suits by a unit of government or a corporation with the power of eminent domain for the taking of private land for public use; or cases in which a property owner challenges the amount of remuneration offered by the government for the taking of a parcel of land.

OTHER REAL PROPERTY: All other cases involving real property. Examples include disputes over the ownership, use, boundaries, or value of real property, including trespass to try title.

CONTRACT—CONSUMER/COMMERCIAL/DEBT: Cases involving a buyer of goods or services bringing a suit against the seller for failure either to deliver said goods or services or to honor a warranty as promised in an expressed or implied contract. Also, cases involving a seller of goods or services bringing a suit against a buyer for failure to pay for said goods or services as promised in an expressed or implied contract (debt collection). Examples include agreements, breach of contract, contracts, fraud, notes, sworn accounts, debts, and assignment of creditors.

OTHER CONTRACT: All other cases involving a dispute over an agreement, express or implied, between two parties. Examples include employment cases (including discrimination, retaliation, termination, and other employment cases), landlord/tenant disputes, mortgage foreclosures, homeowners association disputes, etc.

CIVIL CASES RELATING TO CRIMINAL MATTERS: All civil cases associated with criminal matters, including bond forfeiture, expunction, non-disclosure, occupational license, seizure and forfeiture, extradition, contempt (in criminal cases only), and writ of habeas corpus (in criminal cases only) cases. Include petitions for relief from a firearms disability related to criminal cases (Sec. 574.088, Health and Safety Code).

OTHER CIVIL CASES: All non-tax civil cases not clearly identifiable as belonging in one of the preceding categories. Include occupational license cases in civil and family matters and cases appealing the finding of a lower court, department, or administrative agency (e.g., workers’ compensation, business dissolution, liquor license appeal, etc.).

TAX CASES: Suits brought by governmental taxing entities against an individual or business for the collection of taxes.

FAMILY LAW DOCKET

A family law case is counted and reported when: 1) an original petition is filed (no matter how many parties or children are involved); 2) a show cause motion, motion to modify, or similar motion is filed following entry of original judgment; or 3) some other case is filed.

The case type categories are:

DIVORCE—CHILDREN: Suits brought by a party to a marriage to dissolve the marriage pursuant to Ch. 6, Family Code that also include a suit affecting the parent-child relationship due to the existence of children born or adopted of the marriage who are under 18 years of age or who are otherwise entitled to support as provided by Ch. 154, Family Code. Include petitions for annulment and petitions to declare a marriage void.

DIVORCE—NO CHILDREN: Suits brought by a party to a marriage to dissolve the marriage pursuant to Ch. 6, Family Code. Include petitions for annulment and petitions to declare a marriage void.

PARENT-CHILD—NO DIVORCE: Cases involving issues of custody, support, paternity, visitation (by parents, grandparents or other family members) that do not involve a current or previously decided divorce/marriage dissolution case. Include voluntary legitimation of paternity (Sec. 160.201, Family Code).

CHILD PROTECTIVE SERVICES: Cases filed under Ch. 262 of the Family Code on behalf of the Department of Family and Protective Services; a motion in aid of investigation filed under Sec. 261.303 of the Family Code; a motion to participate filed under Sec. 264.203 of the Family Code; or a civil action filed by the Department requesting a determination of an at-risk child under Sec. 264.303 of the Family Code.

TERMINATION OF PARENTAL RIGHTS: Cases filed under Ch. 161 of the Family Code requesting that the court extinguish the legal relationship of parent and child.

ADOPTION: Cases filed under Ch. 162 of the Family Code requesting the establishment of a new, permanent relationship of parent and child between persons not having that relationship naturally. Include gestation agreements.

PROTECTIVE ORDERS—NO DIVORCE: Cases filed under Ch. 82, Family Code, requesting an order designed to limit or eliminate contact between two or more family/household members or individuals involved in a dating relationship.

TITLE IV-D—PATERNITY: Cases filed by the Title IV-D Agency (Office of Attorney General) requesting a determination of parentage under Ch. 160, Family Code and the setting of a child support obligation. These cases may also involve custody and visitation issues.

TITLE IV-D—SUPPORT ORDER: Cases filed by the Title IV-D Agency (Office of Attorney General) requesting the setting of a child support obligation where the parentage of the child has been established by an Acknowledgment of Paternity or the child was born during the marriage. These cases may also involve custody and visitation issues.

TITLE IV-D—UIFSA: Cases filed by the Title IV-D Agency (Office of the Attorney General) seeking to establish a Texas child support order. The issue of paternity may be addressed. UIFSA cases are distinguished by the fact that not all parties reside in Texas. Issues of custody and visitation are not generally involved.



ALL OTHER FAMILY CASES: Includes all cases filed under the Family Code that are not reported elsewhere, including, but not limited to:

- Judicial bypass of parental notification of abortion (Sec. 33.003); Changes of name (Ch. 45);
- Adult adoptions (Sec. 152.502);
- Removal of disability of minority (Ch. 31);
- Removal of disability of minority for marriage (Sec. 2.103);
- Suits for parental liability for damages caused by conduct of child (Ch. 41); and
- Suits for liability for interference with possession of a child (Ch. 42).

POST-JUDGMENT MODIFICATION—CUSTODY: Post-judgment suits or motions filed pursuant to Subchapter B, Ch. 156, Family Code, for modification of an order that provides for the conservatorship of, possession of, or determination of residence of a child (e.g., motions to modify conservatorship [custody], motions to modify right to determine primary residence of child, motions for further orders of the court).

POST-JUDGMENT MODIFICATION—OTHER: Post-judgment suits or motions requesting modification of orders not involving custody of a child, including, but not limited to:

- Suits filed pursuant to Subchapter B, Ch. 156, Family Code for modification of an order that provides for the access to a child (motions to modify visitation privileges; motions to modify rights, privileges and duties of conservator);
- Suits filed pursuant to Subchapter C, Ch. 156, Family Code for modification of an order that provides for the support of a child (motions to modify or set child support; motions to terminate wage withholding; motions for further orders of the court); and
- Suits filed pursuant to Sec. 8.057, Family Code for modification of an order that provides for spousal maintenance (petition to terminate/modify order/writ of income withholding).

POST-JUDGMENT ENFORCEMENT: Post-judgment suits or motions requesting the enforcement of a final order, including, but not limited to:

- Motions filed pursuant to Ch. 157, Family Code to enforce a final order for conservatorship, child support, possession of or access to a child, property provisions, injunctions, or other provisions of a final order (e.g., motions for contempt; motions for enforcement of judgments or prior orders; motions to revoke community supervision/probation for failure to pay child support);
- Suits to enforce a divorce or annulment decree filed pursuant to Ch. 9, Family Code (petition for enforcement of property division; petitions to divide assets not divided on divorce or annulment; post-decree qualified domestic relations orders); and
- Suits to enforce spousal maintenance filed pursuant to Ch. 8, Family Code.

POST-JUDGMENT TITLE IV-D: Suits or motions filed by the Title IV-D agency (Office of the Attorney General) pursuant to Chs. 156, 157 or 159, Family Code, to enforce and/or modify a child support obligation.

TITLE IV-D—PATERNITY: Cases filed by the Title IV-D Agency (Office of Attorney General) requesting a determination of parentage under Ch. 160, Family Code and the setting of a child support obligation. These cases may also involve custody and visitation issues. The pleading is most often styled *Petition to Establish the Parent-Child Relationship*.

TITLE IV-D—SUPPORT ORDER: Cases filed by the Title IV-D Agency (Office of Attorney General) requesting the setting of a child support obligation where the parentage of the child has been established by an Acknowledgment of Paternity or the child was born during the marriage. These cases may also involve custody and visitation issues. The pleading is most often styled *Suit Affecting the Parent-Child Relationship*.

TITLE IV-D—UIFSA: Cases filed by the Title IV-D Agency (Office of the Attorney General) seeking to establish a Texas child support order. The issue of paternity may be addressed. UIFSA cases are distinguished by the fact that not all parties reside in Texas. Issues of custody and visitation are not generally involved.

JUVENILE DOCKET

Juvenile cases are based upon petitions for adjudication of a child alleged to have engaged in delinquent conduct or conduct indicating a need for supervision (C.I.N.S.) as governed by Title 3 of the Texas Family Code.

Delinquent conduct cases are further broken down into case categories similar to the ones used in the Criminal section. See OCA's Required Reporting webpage (<http://www.txcourts.gov/reporting-to-oca/judicial-council-trial-court-activity-reports.aspx>) for full definitions.

Statutory County Courts

MISDEMEANOR CASE DOCKET

A criminal case is counted as one defendant per information or complaint. For example, if an information names more than one defendant, there is more than one case; three defendants named in one information equals three cases. If the same defendant is charged in more than one information, even if for the same criminal episode, there is more than one case; the same person named in four informations equals four cases. Finally, if an information contains more than one count (Art. 21.24, Code of Criminal Procedure) only one case per person named in the information is reported. The case is reported under the classification for the most serious offense alleged.

Case categories are identical to the ones used in the **CRIMINAL SECTION OF THE CONSTITUTIONAL COUNTY COURT REPORTS**.

FELONY CASE DOCKET

A criminal case is counted as one defendant per indictment or information. For example, if an indictment names more than one defendant, there is more than one case; three defendants named in one indictment equals three cases. If the same defendant is charged in more than one indictment, even if for the same criminal episode, there is more than one case; the same person named in four indictments equals four cases. Finally, if an indictment contains more than one count (Art. 21.24, Code of Criminal Procedure), only one case per person named in the indictment is reported. The case is reported under the classification for the most serious offense alleged.

Case categories are identical to the ones used in the **CRIMINAL SECTION OF THE DISTRICT COURT REPORTS**.

CIVIL DOCKET

A civil case, unlike a criminal case, does not depend on the number of persons involved. Instead, each separate suit, normally commenced by the filing of the plaintiff's original petition, defines an individual civil case.

Case categories are identical to the ones used in the **CIVIL SECTION OF THE DISTRICT COURT REPORTS**.



FAMILY LAW DOCKET

A family law case is counted and reported when: 1) an original petition is filed (no matter how many parties or children are involved); 2) a show cause motion, motion to modify, or similar motion is filed following entry of original judgment; or 3) some other case is filed.

Case categories are identical to the ones used in the **FAMILY SECTION OF THE DISTRICT COURT REPORTS**.

JUVENILE DOCKET

Juvenile cases are based upon petitions for adjudication of a child alleged to have engaged in delinquent conduct or conduct indicating a need for supervision (C.I.N.S.) as governed by Title 3 of the Texas Family Code.

Delinquent conduct cases are further broken down into case categories similar to the ones used in the Criminal section. See OCA's Required Reporting webpage (<http://www.txcourts.gov/reporting-to-oca/judicial-council-trial-court-activity-reports.aspx>) for full definitions.

PROBATE AND GUARDIANSHIP DOCKET

These cases are governed by the Texas Probate Code, and include matters involving the probate of wills, the administration of estates, and guardianships. A single probate case may involve more than one person.

Case categories are identical to the ones used in the **PROBATE AND GUARDIANSHIP SECTION OF THE CONSTITUTIONAL COUNTY COURT REPORTS**.

COURT-ORDERED MENTAL HEALTH CASES

Sec. 574.014 of the Health and Safety Code requires a report to the Office of Court Administration on the number of applications for involuntary mental health commitment orders filed and the disposition of those cases. Information is also collected on applications seeking an order to authorize psychoactive medications.

Case categories are identical to the ones used in the **COURT-ORDERED MENTAL HEALTH SERVICES SECTION OF THE CONSTITUTIONAL COUNTY COURT REPORTS**.

Constitutional County Courts

CRIMINAL DOCKET

A criminal case is counted as one defendant per information or complaint. For example, if an information names more than one defendant, there is more than one case; three defendants named in one information equals three cases. If the same defendant is charged in more than one information, even if for the same criminal episode, there is more than one case; the same person named in four informations equals four cases. Finally, if an information contains more than one count (Art. 21.24, Code of Criminal Procedure) only one case per person named in the information is reported. The case is reported under the classification for the most serious offense alleged.

The case type categories are:

D.W.I.—FIRST OFFENSE: An offense under Sec. 49.04, Penal Code (Driving While Intoxicated).

D.W.I.—SECOND OFFENSE: A second offense of driving while intoxicated (Sec. 49.04, Penal Code) under Sec. 49.09, Penal Code (Enhanced Offenses and Penalties).

THEFT: A misdemeanor offense under Ch. 31 (Theft) of the Penal Code, **except** Sec. 31.06, or an offense under Penal Code Sec. 33A.04 (Theft of Telecommunications Service).

THEFT BY CHECK: Any offense of theft or theft of service in which the defendant allegedly obtained property or secured performance of service by issuing or passing a check or similar sight order for the payment of money, when the issuer did not have sufficient funds in or on deposit with the bank or other drawee for the payment in full of the check or order as well as all other checks or orders then outstanding (Sec. 31.06, Penal Code). Also included are appeals of cases brought under Sec. 32.41, Penal Code (Issuance of Bad Checks).

DRUG POSSESSION—MARIJUANA: A misdemeanor offense under Sec. 481.120 (Delivery of Marijuana), Sec. 481.121 (Possession of Marijuana) or Sec. 481.134(f) (Drug Free Zones), Health and Safety Code.

DRUG POSSESSION—OTHER: Any other misdemeanor offense for possession, manufacture, delivery, sale, or possession with intent to deliver or sell a drug or controlled substance under the Texas Controlled Substances Act (Ch. 481, Health and Safety Code), the Texas Dangerous Drug Act (Ch. 483, Health and Safety Code), or Ch. 485 (Abusable Volatile Chemicals), Health and Safety Code.

FAMILY VIOLENCE ASSAULT: A misdemeanor offense under Penal Code Sec. 22.01(a)(1) against a person whose relationship to the defendant is described by Sec. 71.0021(b), 71.003, or 71.005 of the Family Code.

ASSAULT—OTHER: Any other **misdemeanor** offense under Ch. 22 of the Penal Code.

TRAFFIC: Violations of the provisions of Title 7, Transportation Code and related statutes, **except** D.W.I. Sec. 49.04 (or Sec. 49.09 for a subsequent offense), Penal Code, and Sec. 521.457, Transportation Code (Driving While License Invalid).

D.W.L.S./D.W.L.I.: An offense under Sec. 521.457, Transportation Code (Driving While License Invalid).

OTHER MISDEMEANOR CASES: A misdemeanor not clearly identifiable as belonging in one of the preceding categories.

CIVIL DOCKET

A civil case, unlike a criminal case, does not depend on the number of persons involved. Instead, each separate suit, normally commenced by the filing of the plaintiff's original petition, defines an individual civil case.

The case type categories are:

INJURY OR DAMAGE—MOTOR VEHICLE: All cases for damages associated in any way with a motor vehicle (automobile, truck, motorcycle, etc.), with or without accompanying personal injury. Examples include personal injury, property damage, and wrongful death cases that involve motor vehicles.

OTHER INJURY OR DAMAGE: All other cases alleging an injury or wrong committed against a person, their reputation, or their property by a party who either did something that he was obligated not to do or failed to do something that he was obligated to do. Examples include damages on premises, "slip-and-fall" cases, construction damages, assault, battery, animal attack, vandalism, slander/libel/defamation, malicious prosecution, and false imprisonment.



REAL PROPERTY: Cases involving disputes over the ownership, use, boundaries, or value of real property.

CONTRACT—CONSUMER/COMMERCIAL/DEBT: Cases involving a buyer of goods or services bringing a suit against the seller for failure either to deliver said goods or services or to honor a warranty as promised in an expressed or implied contract. Also, cases involving a seller of goods or services bringing a suit against a buyer for failure to pay for said goods or services as promised in an expressed or implied contract (debt collection). Examples include agreements, breach of contract, contracts, notes, sworn accounts, debts, and assignment of creditors.

CONTRACT—LANDLORD/TENANT: Cases alleging a breach of contract (lease) between a landlord and tenant, including unlawful detainer.

OTHER CONTRACT: All other cases involving a dispute over an agreement, express or implied, between two parties. Examples include employment cases (including discrimination, retaliation, termination, and other employment cases), fraud, mortgage foreclosures, homeowners association disputes, etc.

CIVIL CASES RELATING TO CRIMINAL MATTERS: All civil cases associated with criminal matters, including bond forfeiture, nondisclosure, occupational license, seizure and forfeiture, contempt (in criminal cases only), and writ of habeas corpus (in criminal cases only) cases. Include petitions for relief from a firearms disability related to a criminal case (Sec. 574.088, Health and Safety Code).

ALL OTHER CIVIL CASES: All other civil cases not clearly identifiable as belonging in one of the preceding categories. Include petitions for relief from a firearms disability related to an involuntary mental health commitment case (Sec. 574.088, Health and Safety Code).

JUVENILE DOCKET

Juvenile cases are based upon petitions for adjudication of a child alleged to have engaged in delinquent conduct or conduct indicating a need for supervision (C.I.N.S.) as governed by Title 3 of the Texas Family Code.

Delinquent conduct cases are further broken down into case categories similar to the ones used in the Criminal section. See OCA's Required Reporting webpage (<http://www.txcourts.gov/reporting-to-oca/judicial-council-trial-court-activity-reports.aspx>) for full definitions.

PROBATE AND GUARDIANSHIP DOCKET

These cases are governed by the Texas Probate Code, and include matters involving the probate of wills, the administration of estates, and guardianships. A single probate case may involve more than one person.

The case type categories are:

INDEPENDENT ADMINISTRATION: A proceeding to probate a will and for issuance of letters testamentary under Probate Code Sec. 145(b), or an estate opened under Probate Code Secs. 145(c), 145(d) or 145(e).

DEPENDENT ADMINISTRATION: An estate opened under Probate Code Sec. 178. These estate cases require court monitoring. Also include applications to appoint a temporary administrator under Ch. VI, Probate Code.

ALL OTHER ESTATE PROCEEDINGS: Other proceedings involving the handling or transfer of property by reason of the death of an individual.

GUARDIANSHIP: Cases involving the establishment of, or a controversy over, the relation existing between a person (guardian) lawfully invested with the power and charged with the duty of taking care of the rights of a minor or adult (ward) who is considered by the court as incapable of caring for himself/herself.

ALL OTHER CASES: All other cases not clearly identifiable as belonging in one of the preceding categories. Include petitions for relief from a firearms disability related to a guardianship case (Sec. 574.088, Health and Safety Code).

COURT-ORDERED MENTAL HEALTH CASES

Sec. 574.014 of the Health and Safety Code requires a report to the Office of Court Administration on the number of applications for involuntary mental health commitment orders filed and the disposition of those cases. Information is also collected on applications seeking an order to authorize psychoactive medications.

The case type categories are:

TEMPORARY MENTAL HEALTH SERVICES: Applications for commitment under Sec. 574.034(a) or 574.034(b), Health and Safety Code for not longer than 90 days. Do not include requests for modification of existing commitment orders.

EXTENDED MENTAL HEALTH SERVICES: Applications for commitment under Sec. 574.035(a) or 574.035(b), Health and Safety Code for greater than 90 days, but not longer than 12 months. Do not include requests for modification of existing commitment orders.

MODIFICATION—INPATIENT TO OUTPATIENT: Applications for the modification of an existing order for commitment for inpatient services to provide for commitment for outpatient services (Sec. 574.061, to provide for commitment for outpatient services (Sec. 574.061, Health and Safety Code).

MODIFICATION—OUTPATIENT TO INPATIENT: Applications for the modification of an existing order for commitment for outpatient services to provide for commitment for inpatient services (Sec. 574.065(d)(2), Health and Safety Code).

ORDER TO AUTHORIZE PSYCHOACTIVE MEDICATIONS: Applications seeking an order authorizing, reauthorizing or modifying the administration of psychoactive medication (Sec. 574.106, Health and Safety Code).

Justice Courts

CRIMINAL DOCKET

A criminal case is reported based on the number of defendants named in a complaint. For example, if one defendant is charged in more than one complaint, it is counted as more than one case; the same person named in four separate complaints equals four cases. When a clerk receives a citation with multiple offenses listed, each offense is a separate charge and must be alleged on separate complaints; each complaint is therefore counted as a separate case.

The case type categories are:

TRAFFIC MISDEMEANORS: Cases relating to motor vehicle operation or ownership for which the maximum punishment does not involve confinement in jail or prison (i.e., class C misdemeanors).

Non-Parking. Cases involving violations of the provisions of Title 7, Transportation Code and related statutes that do not involve parking



(e.g., speeding, passing a school bus, driving without a valid inspection sticker, driving with an expired or no driver's license).

Parking. Cases involving violations of Secs. 545.301 through 545.304, Ch. 681 or Ch. 683, Transportation Code and related statutes concerning the improper stopping, standing, or parking of a vehicle (e.g., parking in an intersection, parking within 15 feet of a fire hydrant, parking where an official sign prohibits parking).

County Ordinance. Cases involving violations of traffic or parking-related ordinances enacted by the county (e.g., vehicle weight limitations set by the county pursuant to Transportation Code, Sec. 621.301).

NON-TRAFFIC MISDEMEANORS: Cases not involving traffic or parking violations for which the maximum punishment does not involve confinement in jail or prison.

Penal Code. Cases involving laws enacted by the Texas Legislature that are set out in the Penal Code (e.g., disorderly conduct, public intoxication, theft of property valued at less than \$50).

Other State Law. Cases involving laws enacted by the Texas Legislature that are set out in statutes other than the Penal Code (e.g., Alcoholic Beverage Code, Education Code, Health and Safety Code, Occupations Code, Parks and Wildlife Code, etc.).

County Ordinance. Cases involving ordinances enacted by the county (e.g., building codes, zoning, sanitation, and animal ordinances).

CIVIL DOCKET

A civil case, unlike a criminal case, does not depend on the number of persons involved. Instead, each separate suit, normally commenced by the filing of the plaintiff's original petition, defines an individual civil case.

The case type categories are:

SMALL CLAIMS SUITS: Includes all suits for the recovery of money (damages or debt up to \$10,000) brought to the justice of the peace as judge of the Small Claims Court in accordance with Ch. 28 of the Government Code.

FORCIBLE ENTRY AND DETAINER (EVICTIONS): Includes all suits for eviction (recovery of possession of premises) brought under the authority of Government Code, Sec. 27.031; Property Code, Secs. 24.001-24.011; and Rules of Civil Procedure, Rules 738-755.

OTHER CIVIL SUITS: Includes all other suits within the civil jurisdiction of the justice court, including those for recovery of money (damages or debt up to \$10,000) and for foreclosure of mortgages and enforcement of liens on personal property in cases in which the amount in controversy is otherwise within the justice court's jurisdiction as provided by Sec. 27.031 of the Government Code.

Municipal Courts

CRIMINAL DOCKET

A criminal case is reported based on the number of defendants named in a complaint. For example, if one defendant is charged in more than one complaint, it is counted as more than one case; the same person named in four separate complaints equals four cases. When a clerk receives a citation with multiple offenses listed, each offense is a separate charge and must be alleged on separate complaints; each complaint is therefore counted as a separate case.

The case type categories are:

TRAFFIC MISDEMEANORS: Cases relating to motor vehicle operation or ownership for which the maximum punishment does not involve confinement in jail or prison (i.e., class C misdemeanors).

Non-Parking. Cases involving violations of the provisions of Title 7, Transportation Code and related statutes that do not involve parking (e.g., speeding, passing a school bus, driving without a valid inspection sticker, driving with an expired or no driver's license).

Parking. Cases involving violations of Sec. 545.301 through 545.304, Ch. 681 or Ch. 683, Transportation Code and related statutes concerning the improper stopping, standing, or parking of a vehicle (e.g., parking in an intersection, parking within 15 feet of a fire hydrant, parking where an official sign prohibits parking).

City Ordinance. Cases involving violations of traffic or parking-related ordinances enacted by municipalities.

NON-TRAFFIC MISDEMEANORS: Cases not involving traffic or parking violations for which the maximum punishment does not involve confinement in jail or prison.

Penal Code. Cases involving laws enacted by the Texas Legislature that are set out in the Penal Code (e.g., disorderly conduct, public intoxication, theft of property valued at less than \$50).

Other State Law. Cases involving laws enacted by the Texas Legislature that are set out in statutes other than the Penal Code (e.g., Alcoholic Beverage Code, Education Code, Health and Safety Code, Occupations Code, etc.).

City Ordinance. Cases involving ordinances enacted by municipalities (e.g., building codes, zoning laws, dog ordinances). Ordinance violations involving litter, fire safety, zoning, public health, and sanitation are punishable by fines only, up to a maximum of \$2,000. Punishment for violation of other types of city ordinances is limited to fines only, not to exceed \$500.

CIVIL DOCKET

A civil case, unlike a criminal case, does not depend on the number of persons involved. Instead, each separate suit, normally commenced by the filing of the plaintiff's original petition, defines an individual civil case.

Civil cases are those involving all complaints, citations or suits within the civil or administrative jurisdiction of the municipal court, including red light camera, vehicle parking and stopping (Transportation Code, Ch. 682), dangerous dog, substandard building, and abandoned motor vehicle cases, as well as any other cases involving the enforcement of health and safety and nuisance abatement ordinances. Bond forfeiture (nisi) proceedings conducted pursuant to Code of Criminal Procedure, Art. 22.02 are also included.



**Texas Judicial
BRANCH**



**Published by the
OFFICE OF COURT ADMINISTRATION
DAVID SLAYTON, ADMINISTRATIVE DIRECTOR
205 W. 14TH STREET, SUITE 600
POST OFFICE BOX 12066
AUSTIN, TEXAS 78711-2066
(512) 463-1625
FAX: (512) 463-1648**



www.txcourts.gov

www.facebook.com/TXOCA

www.linkedin.com/company/texas-office-of-court-administration/

www.twitter.com/TXCourts

The Office of Court Administration is an equal opportunity employer and does not discriminate on the basis of race, color, national origin, sex, religion, age or disability in employment or the provision of services.