

COURTS OF APPEALS

Analysis of Activity for the Year Ending August 31, 1992

There are 14 Courts of Appeals in Texas which, since September 1, 1981, have heard intermediate appeals in civil and criminal cases.

Courts of Appeals are located in Fort Worth, Austin, San Antonio, Dallas, Texarkana, Amarillo, El Paso, Beaumont, Waco, Eastland, Tyler, Corpus Christi, and Houston. Houston has two Courts of Appeals. Each court has jurisdiction over a geographical district. The districts of the Houston courts are coterminous.

The number of justices for each court ranges from 3 each in five courts to 13 in Dallas, which is the largest. There are 80 justices statewide.

PENDING CASELOADS INCREASED AGAIN

For the fifth consecutive year, total pending caseloads of the 14 Courts of Appeals increased

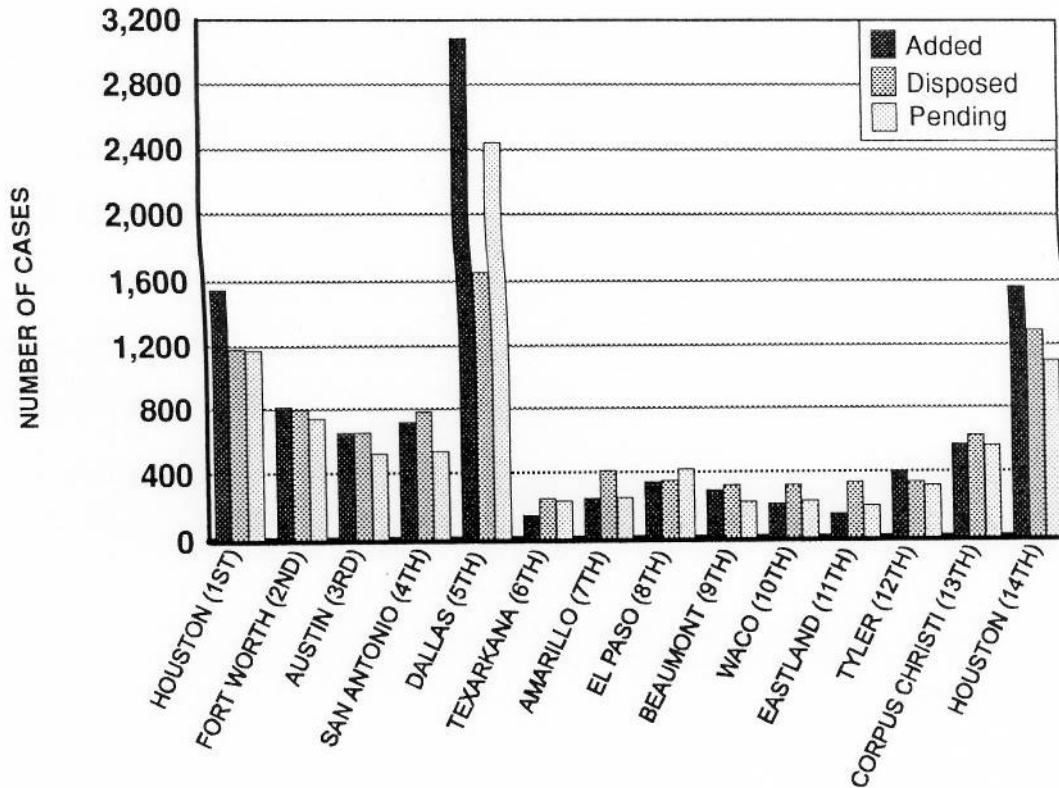
during the State fiscal year which ended August 31, 1992.

The pending caseload increased from 7,146 at the beginning of the fiscal year 1992 to 8,903 at the end of the fiscal year.

The Courts of Appeals had 4,501 criminal cases and 2,645 civil cases pending as of September 1, 1991. On August 31, 1992, 5,827 criminal cases and 3,076 civil cases were pending. The State average for pending cases at year's end was 111 per justice.

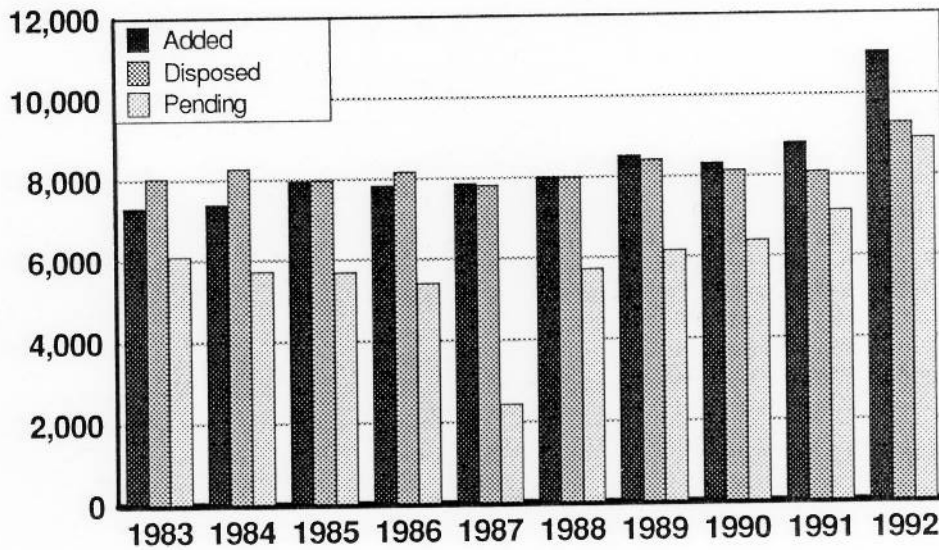
Of the 5,827 criminal cases pending in the Courts of Appeals at the end of fiscal year 1992, 47 percent had been on the docket less than 6 months, 37 percent from 6 to 12 months, and 16 percent more than 12 months.

COURTS OF APPEALS
Cases Added, Disposed and Pending by Court
During Fiscal Year 1992



COURTS OF APPEALS

Cases Added, Disposed and Pending, Calendar Year 1983 Through Fiscal Year 1992



*1984 and after are based on state fiscal years; prior years are calendar years.

At the end of fiscal year 1992, 3,076 civil cases were pending on the dockets of the Courts of Appeals, 16.3 percent more than the 2,645 pending on September 1, 1991. Of those civil cases pending on August 31, 1992, 51 percent had been on the docket less than 6 months, 35 percent from 6 to 12 months, and 14 percent for more than 12 months.

The largest number of pending cases per justice (188) at the end of the fiscal year was in the Fifth Court of Appeals in Dallas. The lowest number per justice (63) was in the Seventh Court of Appeals in Amarillo.

NEW CASE FILINGS

A total of 10,722 new cases was filed in the Courts of Appeals during the fiscal year, which included 5,960 criminal cases and 4,762 civil cases. This was an increase of 25.2 percent from the 8,563 total new cases filed in fiscal year 1991. New criminal cases increased 28.8 percent from the 4,627 filed in fiscal year 1991 and civil cases increased 21 percent from the 3,936 filed in fiscal year 1991.

Considering civil and criminal cases together, the Fifth Court of Appeals in Dallas had the highest average number of new cases filed per justice (237.4) during fiscal year 1992. The other courts ranged down to 48 cases per justice filed in the Sixth Court of Appeals in Texarkana. State average filings were 134 per justice.

Approximately 29 percent of all new cases filed in a Court of Appeals in Texas in fiscal year 1992 were filed in one of the two Courts located in Houston.

Approximately 28.8 percent of all new cases filed in the State were filed in the Fifth Court of Appeals in Dallas.

DISPOSITIONS

The Court disposed of 9,281 total cases during the year, an average of 116 dispositions (60 criminal and 56 civil) per justice.

The Fourteenth Court of Appeals in Houston disposed of the largest total number of cases per justice (143.2) during fiscal year 1992. The lowest number per justice (81.7) was in the Sixth Court of Appeals in Texarkana. State average dispositions were 116 per justice.

CRIMINAL DISPOSITIONS

Criminal dispositions increased 16.4 percent from 4,123 dispositions in fiscal year 1991 to 4,799 dispositions in fiscal year 1992.

The average lapse of time between the filing of a criminal case in a Court of Appeals and its disposition ranged from 8.8 months in the Seventh Court of Appeals in Amarillo to 16.5 months in the Twelfth Court of Appeals in Tyler. The average lapse of time for the 14 courts was 11.6 months.

The average lapse of time between submission of a criminal appeal and its disposition ranged from 0.8 of a month in the Seventh and Fourteenth Courts of Appeals in Amarillo and Houston to 3.4 months in the Second Court of Appeals in Fort Worth. The average lapse of time for the 14 courts was 1.8 months.

CIVIL DISPOSITIONS

In fiscal year 1992, there were 4,482 civil dispositions by the Courts of Appeals, an increase of 13 percent from the 3,968 civil dispositions in fiscal year 1991.

The average lapse of time between the filing of a civil case in a Court of Appeals and its disposition ranged from 6.2 months in the Sixth Court of Appeals in Texarkana to 13.1 months in the Twelfth Court of Appeals in Tyler. The average lapse of time in the 14 courts for civil cases was 8.5 months.

The average lapse of time from the submission of a civil case to the court and its disposition ranged from 0.9 month in the Eighth Court of Appeals in El Paso to 5 months in the Second Court of Appeals in Fort Worth. The average lapse of time for the 14 courts was 2.6 months. A case is "submitted" when the court hears oral argument or when it is referred to the justices for formal consideration if no oral argument is heard.

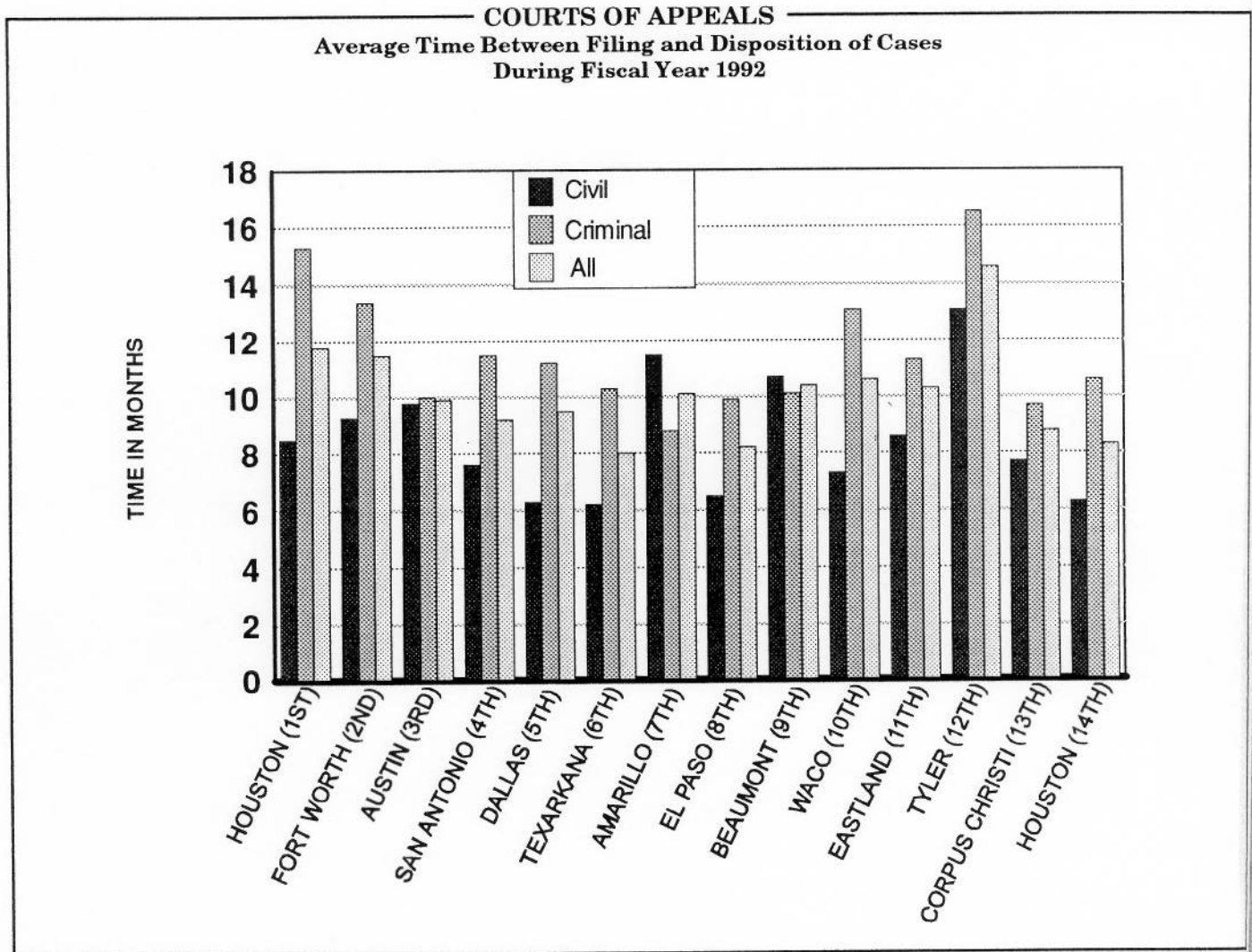
OPINIONS WRITTEN

In fiscal year 1992, the justices of the Courts of Appeals wrote 8,875 opinions, 17.6 percent more than the 7,545 written in 1991.

The Courts of Appeals reversed, at least in part, the decision of the trial court in 13.1 percent of the cases disposed of during fiscal year 1992, a 0.3 percent increase from fiscal year 1991.

CASES TRANSFERRED

While the 14 Courts of Appeals operate to a large extent as autonomous courts in specific geographic districts, some equalization of the dockets occurs by transfer of cases among the courts on order of the Supreme Court, pursuant to statutory authority. The Supreme Court transferred a total of 205 civil cases and 536 criminal cases among the courts in fiscal year 1992, compared with 180 civil cases and 209 criminal cases transferred in fiscal year 1991. In addition, the two Houston Courts (1st and 14th) are authorized by statute to transfer cases between those courts. During 1992, the 1st Court transferred one civil and one criminal case to the 14th. The 14th transferred 11 civil cases and one criminal case to the 1st Court.



COURTS OF APPEALS

Total of Reported Activity for the Year Ending August 31, 1992

CRIMINAL & CIVIL CASES

	<u>TOTALS</u>	<u>AVERAGES PER JUSTICE¹</u>
Cases Pending September 1, 1991	7,146	89
Cases Added During Year Ending August 31, 1992:		
New Cases Filed	10,722	134
Other Cases Added	316	4
TOTAL CASES ADDED DURING YEAR	11,038	138
Cases Disposed of During Year:		
Cases affirmed	4,841	
Cases modified and/or reformed and affirmed	150	
Cases affirmed in part and in part reversed and remanded	111	
Cases affirmed in part and in part reversed and rendered	38	
Cases reversed and remanded	872	
Cases reversed and rendered	194	
Cases otherwise disposed	1,221	
Cases dismissed	1,752	
Case consolidations or voids	102	
TOTAL DISPOSITIONS DURING YEAR	9,281	116
Cases Pending August 31, 1992:		
Civil cases pending	3,076	38
Criminal cases pending	5,827	73
TOTAL CASES PENDING	8,903	111
Opinions Written During Year:	8,875	111

¹Averages based on 80 justices

COURTS OF APPEALS

Activity for the Year Ending August 31, 1992

	Houston-1st 9 Justices			Fort Worth-2nd 7 Justices			Austin-3rd 6 Justices			San Antonio-4th 7 Justices		
	Civil	Crim	Total	Civil	Crim	Total	Civil	Crim	Total	Civil	Crim	Total
Cases pending September 1, 1991	383	629	1,012	248	455	703	234	264	498	253	294	547
New cases filed during year ending August 31, 1992	903	647	1,550	300	511	811	352	298	650	421	292	713
Rehearings granted	16	3	19	2	7	9	9	0	9	12	0	12
Cases reinstated	4	0	4	4	5	9	6	2	8	10	7	17
Cases remanded from higher courts	2	4	6	0	0	0	1	4	5	8	10	18
Cases transferred in	11	1	12	0	0	0	0	0	0	0	0	0
Cases transferred out	<u>-94</u>	<u>-158</u>	<u>-252</u>	<u>0</u>	<u>0</u>	<u>0</u>	<u>0</u>	<u>0</u>	<u>0</u>	<u>0</u>	<u>0</u>	<u>0</u>
TOTAL CASES ON DOCKET	1,225	1,126	2,351	554	978	1,532	602	568	1,170	704	603	1,307
Cases affirmed	201	438	639	152	297	449	122	197	319	104	228	332
Cases modified and/or reformed and affirmed	6	5	11	7	3	10	6	7	13	9	4	13
Cases affirmed in part and in part reversed and remanded	5	3	8	5	0	5	10	2	12	14	0	14
Cases affirmed in part and in part reversed and rendered	5	1	6	3	0	3	7	0	7	4	0	4
Cases reversed and remanded	70	52	122	34	30	64	32	33	65	55	29	84
Cases reversed and rendered	10	0	10	9	0	9	10	2	12	16	0	16
Cases otherwise disposed	136	9	145	81	10	91	61	11	72	116	15	131
Cases dismissed	165	51	216	84	78	162	96	55	151	139	45	184
Case consolidations or voids	<u>14</u>	<u>7</u>	<u>21</u>	<u>0</u>	<u>1</u>	<u>1</u>	<u>0</u>	<u>0</u>	<u>0</u>	<u>0</u>	<u>0</u>	<u>0</u>
TOTAL CASES DISPOSED	612	566	1,178	375	419	794	344	307	651	457	321	778
Cases pending August 31, 1992:												
Pending up to 6 months	156	195	351	104	218	322	146	156	302	130	140	270
Pending from 6 to 12 months	334	243	577	49	208	257	85	65	150	84	85	169
Pending from 12 to 24 months	85	101	186	16	130	146	23	38	61	31	54	85
Pending over 24 months	<u>38</u>	<u>21</u>	<u>59</u>	<u>10</u>	<u>3</u>	<u>13</u>	<u>4</u>	<u>2</u>	<u>6</u>	<u>2</u>	<u>3</u>	<u>5</u>
TOTAL CASES PENDING AUGUST 31, 1992	613	560	1,173	179	559	738	258	261	519	247	282	529
Avg. time between filing & disposition (months)	8.5	15.3	11.8	9.3	13.4	11.5	9.8	10.0	9.9	7.6	11.5	9.2
Avg. time between submission & disposition (months)	3.2	2.1	2.5	5.0	3.4	4.1	1.9	1.9	1.9	3.7	2.1	2.8

COURTS OF APPEALS

Activity for the Year Ending August 31, 1992

(Continued)

	Dallas-5th 13 Justices			Texarkana-6th 3 Justices			Amarillo-7th 4 Justices			El Paso-8th 4 Justices		
	Civil	Crim	Total	Civil	Crim	Total	Civil	Crim	Total	Civil	Crim	Total
Cases pending September 1, 1991	294	1,007	1,301	81	94	175	135	129	264	121	195	316
New cases filed during year ending August 31, 1992	679	2,407	3,086	81	63	144	131	115	246	163	179	342
Rehearings granted	16	8	24	2	1	3	3	1	4	1	0	1
Cases reinstated	9	6	15	0	0	0	3	15	18	1	0	1
Cases remanded from higher courts	2	17	19	1	3	4	0	3	3	0	6	6
Cases transferred in	0	0	0	45	105	150	18	107	125	10	90	100
Cases transferred out	-45	-305	-350	0	0	0	0	0	0	0	0	0
TOTAL CASES ON DOCKET	955	3,140	4,095	210	266	476	290	370	660	296	470	766
Cases affirmed	178	828	1,006	46	81	127	74	139	213	54	96	150
Cases modified and/or reformed and affirmed	10	16	26	5	1	6	9	3	12	1	2	3
Cases affirmed in part and in part reversed and remanded	12	0	12	0	1	1	8	0	8	6	1	7
Cases affirmed in part and in part reversed and rendered	4	0	4	0	0	0	0	0	0	0	0	0
Cases reversed and remanded	45	59	104	23	7	30	34	18	52	21	17	38
Cases reversed and rendered	14	18	32	9	1	10	4	4	8	7	11	18
Cases otherwise disposed	196	117	313	6	0	6	25	23	48	26	10	36
Cases dismissed	121	34	155	49	16	65	38	29	67	59	38	97
Case consolidations or voids	2	0	2	0	0	0	0	1	1	0	0	0
TOTAL CASES DISPOSED	582	1,072	1,654	138	107	245	192	217	409	174	175	349
Cases pending August 31, 1992:												
Pending up to 6 months	201	836	1,037	64	127	191	60	130	190	79	179	258
Pending from 6 to 12 months	148	1,046	1,194	7	22	29	26	16	42	24	57	81
Pending from 12 to 24 months	23	183	206	1	10	11	9	7	16	16	58	74
Pending over 24 months	1	3	4	0	0	0	3	0	3	3	1	4
TOTAL CASES PENDING AUGUST 31, 1992	373	2,068	2,441	72	159	231	98	153	251	122	295	417
Avg. time between filing & disposition (months)	6.3	11.2	9.5	6.2	10.3	8.0	11.5	8.8	10.1	6.5	9.9	8.2
Avg. time between submission & disposition (months)	1.0	0.9	0.9	1.7	1.5	1.6	1.8	0.8	1.3	0.9	1.0	0.9

COURTS OF APPEALS

Activity for the Year Ending August 31, 1992

(Continued)

	Beaumont-9th 3 Justices			Waco-10th 3 Justices			Eastland-11th 3 Justices			Tyler-12th 3 Justices		
	Civil	Crim	Total	Civil	Crim	Total	Civil	Crim	Total	Civil	Crim	Total
Cases pending September 1, 1991	97	133	230	78	144	222	76	145	221	169	210	379
New cases filed during year ending August 31, 1992	148	144	292	99	109	208	65	85	150	227	176	403
Rehearings granted	2	0	2	2	0	2	1	1	2	1	0	1
Cases reinstated	2	14	16	3	9	12	7	9	16	1	4	5
Cases remanded from higher courts	0	0	0	0	0	0	0	4	4	1	2	3
Cases transferred in	0	0	0	38	62	100	66	74	140	1	0	1
Cases transferred out	0	0	0	0	0	0	-1	0	-1	-66	-74	-140
TOTAL CASES ON DOCKET	249	291	540	220	324	544	214	318	532	334	318	652
Cases affirmed	32	109	141	47	115	162	59	132	191	42	89	131
Cases modified and/or reformed and affirmed	4	2	6	3	5	8	9	4	13	1	1	2
Cases affirmed in part and in part reversed and remanded	4	1	5	6	2	8	3	2	5	1	0	1
Cases affirmed in part and in part reversed and rendered	2	1	3	2	1	3	5	0	5	1	0	1
Cases reversed and remanded	30	10	40	23	23	46	14	13	27	25	11	36
Cases reversed and rendered	7	6	13	4	2	6	8	0	8	6	0	6
Cases otherwise disposed	45	13	58	16	1	17	13	11	24	37	9	46
Cases dismissed	30	20	50	42	28	70	24	39	63	76	37	113
Case consolidations or voids	0	4	4	0	0	0	0	0	0	0	0	0
TOTAL CASES DISPOSED	154	166	320	143	177	320	135	201	336	189	147	336
Cases pending August 31, 1992:												
Pending up to 6 months	58	62	120	59	108	167	58	73	131	46	38	84
Pending from 6 to 12 months	28	44	72	14	28	42	16	37	53	25	28	53
Pending from 12 to 24 months	9	18	27	4	11	15	5	7	12	48	62	110
Pending over 24 months	0	1	1	0	0	0	0	0	0	26	43	69
TOTAL CASES PENDING AUGUST 31, 1992	95	125	220	77	147	224	79	117	196	145	171	316
Avg. time between filing & disposition (months)	10.7	10.1	10.4	7.3	13.1	10.6	8.6	11.3	10.3	13.1	16.5	14.6
Avg. time between submission & disposition (months)	2.0	2.0	2.0	3.1	2.4	2.6	2.7	2.0	2.3	3.1	2.1	2.6

COURTS OF APPEALS

Activity for the Year Ending August 31, 1992

(Continued)

	Corpus Christi-13th 6 Justices			Houston-14th 9 Justices			Grand Totals		
	Civil	Crim	Total	Civil	Crim	Total	Civil	Crim	Total
Cases pending September 1, 1991	208	272	480	268	530	798	2,645	4,501	7,146
New cases filed during year ending August 31, 1992	300	266	566	893	668	1,561	4,762	5,960	10,722
Rehearings granted	3	0	3	12	11	23	82	32	114
Cases reinstated	2	2	4	0	1	1	52	74	126
Cases remanded from higher courts	1	0	1	1	6	7	17	59	76
Cases transferred in	27	98	125	1	1	2	217	538	755
Cases transferred out	<u>0</u>	<u>0</u>	<u>0</u>	<u>-11</u>	<u>-1</u>	<u>-12</u>	<u>-217</u>	<u>-538</u>	<u>-755</u>
TOTAL CASES ON DOCKET	541	638	1,179	1,164	1,216	2,380	7,558	10,626	18,184
Cases affirmed	73	204	277	263	441	704	1,447	3,394	4,841
Cases modified and/or reformed and affirmed	9	5	14	9	4	13	88	62	150
Cases affirmed in part and in part reversed and remanded	11	5	16	6	3	9	91	20	111
Cases affirmed in part and in part reversed and rendered	2	0	2	0	0	0	35	3	38
Cases reversed and remanded	46	32	78	52	34	86	504	368	872
Cases reversed and rendered	15	1	16	23	7	30	142	52	194
Cases otherwise disposed	71	6	77	126	31	157	955	266	1,221
Cases dismissed	78	64	142	139	78	217	1,140	612	1,752
Case consolidations or voids	<u>0</u>	<u>0</u>	<u>0</u>	<u>64</u>	<u>9</u>	<u>73</u>	<u>80</u>	<u>22</u>	<u>102</u>
TOTAL CASES DISPOSED	305	317	622	682	607	1,289	4,482	4,799	9,281
Cases pending August 31, 1992:									
Pending up to 6 months	125	201	326	280	304	584	1,566	2,767	4,333
Pending from 6 to 12 months	68	86	154	169	187	356	1,077	2,152	3,229
Pending from 12 to 24 months	42	34	76	31	111	142	343	824	1,167
Pending over 24 months	<u>1</u>	<u>0</u>	<u>1</u>	<u>2</u>	<u>7</u>	<u>9</u>	<u>90</u>	<u>84</u>	<u>174</u>
TOTAL CASES PENDING AUGUST 31, 1992 ...	236	321	557	482	609	1,091	3,076	5,827	8,903
Avg. time between filing & disposition (months)	7.7	9.7	8.8	6.3	10.6	8.3	8.5	11.6	10.1
Avg. time between submission & disposition (months)	4.8	2.5	3.4	1.0	0.8	0.9	2.6	1.8	2.1

COURTS OF APPEALS

Activity for the Year Ending August 31, 1992

OPINIONS WRITTEN BY JUSTICES OF THE COURTS OF APPEALS

COURT AND JUSTICES	Original Opinions On Merits	Concurring Opinions	Dissenting Opinions	Opinions Refusing Rehearing	*Opinions Granting Rehearing	Opinions Dismissing Appeal	Other Opinions	Per Curiam Opinions	TOTAL PER JUSTICE	TOTAL PER COURT
FIRST, HOUSTON										
¹ Alice Oliver-Parrott	82	2	1	0	0	1	0	55	141	
Sam Bass	97	0	2	2	0	0	0	49	150	
Lee Duggan, Jr.	80	0	0	0	0	2	0	38	120	
Murry B. Cohen	82	4	1	2	0	1	1	48	139	
D. Camille Dunn	92	2	7	2	0	2	0	38	143	
Margaret Garner Mirabal	86	1	7	0	0	2	0	45	141	
Michol O'Connor	82	0	20	1	0	2	0	27	132	
Davie L. Wilson	96	2	3	0	0	1	0	31	133	
² Gaynelle Griffin Jones	6	0	0	0	0	0	0	4	10	
³ Jon N. Hughes	37	0	0	0	0	0	0	13	50	
**Assigned Judges	66	0	0	0	0	1	0	8	75	1,234
SECOND, FORT WORTH										
H. Tod Weaver	73	0	1	0	0	11	2	12	99	
Joe Spurlock, II	53	0	0	0	0	23	0	14	90	
John G. Hill	100	1	0	0	0	22	2	9	134	
David Farris	117	0	1	2	0	18	2	10	150	
Hal M. Lattimore	70	0	1	0	0	28	0	6	105	
Lawrence E. Meyers	88	0	2	0	0	20	0	10	120	
Sam Day	70	0	1	0	0	29	1	13	114	
**Assigned Judges	5	0	0	0	0	0	0	0	5	817
THIRD, AUSTIN										
Jimmy Carroll	36	0	0	0	0	1	0	61	98	
John Powers	24	0	2	0	0	0	0	52	78	
Marilyn Aboussie	31	0	0	0	0	2	0	55	88	
Woodie Jones	39	1	2	0	0	1	1	55	99	
Mack Kidd	29	0	0	1	0	0	0	55	85	
Bea Ann Smith	31	1	0	0	0	1	1	55	89	
**Assigned Judges	46	0	0	0	0	1	0	0	47	584
FOURTH, SAN ANTONIO										
Blair Reeves	37	0	1	0	0	1	1	24	64	
Shirley M. Butts	60	3	7	0	0	1	1	45	117	
Alfonso Chapa	63	12	2	0	0	3	23	17	120	
David Peoples	56	7	4	0	0	1	5	33	106	
Fred Biery	83	9	2	0	0	1	8	24	127	
Ron Carr	78	1	0	0	0	3	6	18	106	
Orlando L. Garcia	51	1	1	0	0	3	1	23	80	
**Assigned Judges	42	0	1	0	0	2	2	1	48	768
FIFTH, DALLAS										
Craig T. Enoch	61	1	1	0	0	0	2	29	94	
Annette Stewart	63	0	0	0	0	0	0	26	89	
James A. Baker	73	0	3	1	0	0	0	28	105	
Sue Lagarde	79	2	1	0	0	4	5	28	119	
Linda Thomas	65	2	1	0	0	0	0	13	81	
Ed Kinkeade	68	1	3	1	0	0	1	33	107	
John Ovard	65	1	1	0	0	0	0	24	91	
Joe Burnett	70	0	1	0	0	0	0	25	96	
Frances Maloney	79	0	1	0	0	0	2	6	88	
Ron Chapman	73	0	0	0	0	0	2	38	113	
⁴ Jeff Kaplan	75	3	3	0	0	0	0	2	83	
⁵ Barbara Rosenberg	55	0	0	0	0	0	1	14	70	
⁶ Kevin Wiggins	20	0	0	0	0	0	0	9	29	
⁷ Warren Whitham	24	1	0	0	0	0	0	9	34	
⁸ Gordon Rowe	14	0	1	0	0	0	0	5	20	
⁹ John Whittington	19	0	0	0	0	0	0	8	27	
**Assigned Judges	44	2	1	0	0	0	0	4	51	1,297
SIXTH, TEXARKANA										
William J. Cornelius	63	2	0	1	0	20	3	10	99	
Charles Bleil	55	10	2	1	1	20	5	7	101	
Ben Z. Grant	55	12	6	5	1	23	9	5	116	
**Assigned Judges	0	0	0	0	0	0	0	1	1	317
SEVENTH, AMARILLO										
Charles L. Reynolds	78	1	1	2	0	15	1	10	108	
Carlton B. Dodson	66	3	0	1	0	14	3	11	98	
John T. Boyd	85	1	0	10	0	12	2	6	116	
H. Bryan Poff, Jr.	84	0	2	2	0	20	1	4	113	435

COURTS OF APPEALS

Activity for the Year Ending August 31, 1992

(Continued)

OPINIONS WRITTEN BY JUSTICES OF THE COURTS OF APPEALS

COURT AND JUSTICES	Original Opinions On Merits	Concurring Opinions	Dissenting Opinions	Opinions Refusing Rehearing	*Opinions Granting Rehearing	Opinions Dismissing Appeal	Other Opinions	Per Curiam Opinions	TOTAL PER JUSTICE	TOTAL PER COURT
EIGHTH, EL PASO										
Max N. Osborn	66	3	1	0	0	1	4	10	85	
Ward L. Koehler	47	1	5	0	0	2	1	2	58	
¹⁰ Richard Barajas	47	3	1	0	0	0	1	3	55	
¹¹ Susan J. Larsen	21	0	2	0	0	0	0	1	24	
¹² Larry Fuller	13	0	0	0	0	0	0	1	14	
¹³ Jerry Woodard	25	2	0	0	0	0	1	2	30	
**Assigned Judges	1	0	0	0	0	0	0	0	1	267
NINTH, BEAUMONT										
Ronald L. Walker	52	3	3	1	0	2	0	19	80	
Jack Brookshire	61	7	9	0	0	0	0	21	98	
Don Burgess	47	5	15	1	1	0	1	34	104	
**Assigned Judges	6	2	0	0	0	0	0	0	8	290
TENTH, WACO										
Bob L. Thomas	64	3	1	2	0	1	1	29	101	
Bob Cummings	78	0	2	1	0	2	0	22	105	
Bill Vance	83	4	1	3	0	2	0	22	115	321
ELEVENTH, EASTLAND										
Austin McCloud	46	0	0	0	0	1	0	63	110	
Bob Dickenson	52	0	1	0	0	0	0	48	101	
William G. (Bud) Arnot, III	39	0	0	0	0	0	0	66	105	
**Assigned Judges	11	0	0	0	0	0	0	0	11	327
TWELFTH, TYLER										
Tom B. Ramey, Jr.	40	0	0	0	0	4	2	58	104	
Paul S. Colley	32	0	1	0	0	6	3	57	99	
Bill Bass	47	0	0	0	0	4	0	54	105	
**Assigned Judges	30	1	0	0	0	1	1	1	34	342
THIRTEENTH, CORPUS CHRISTI										
Paul W. Nye	61	3	13	2	0	1	0	25	105	
Noah Kennedy	66	0	0	5	1	1	0	25	98	
Robert J. Seerden	67	0	0	2	0	3	0	25	97	
J. Bonner Dorsey	77	1	2	3	2	1	0	25	111	
Gilberto Hinojosa	58	3	1	3	0	2	0	24	91	
¹⁴ Federico G. Hinojosa, Jr.	41	0	0	2	0	0	0	20	63	
**Assigned Judges	49	1	1	0	0	0	0	0	51	616
FOURTEENTH, HOUSTON										
J. Curtiss Brown	96	2	1	0	0	3	0	40	142	
Paul Pressler	76	0	0	0	0	5	0	38	119	
William E. Junell	85	0	0	0	0	1	0	30	116	
Paul C. Murphy	91	1	7	0	0	3	0	39	141	
Sam Robertson	95	1	4	0	0	3	0	39	142	
Ross A. Sears	78	1	4	0	0	2	0	43	128	
Bill Cannon	95	1	0	0	0	4	0	31	131	
Joe L. Draughn	77	0	3	0	0	2	0	38	120	
George T. Ellis	169	0	3	0	0	4	0	38	214	
**Assigned Judges	7	0	0	0	0	0	0	0	7	1,260
TOTALS	5,717	137	178	59	6	373	109	2,296	8,875	8,875

*Ordinarily, these are comparable to original opinions on the merits.

**Retired Appellate Justices assigned by the Chief Justice of the Supreme Court.

¹Alice Oliver Trevathan changed her name to Alice Oliver-Parrott.

²Gaynelle G. Jones was appointed effective June 29, 1992, to replace Jon N. Hughes who retired June 29, 1992.

³Jon N. Hughes retired June 29, 1992.

⁴Jeff Kaplan was appointed effective December 20, 1991, to replace Gordon Rowe who resigned.

⁵Barbara Rosenberg was appointed effective January 1, 1992, to replace John Whittington who resigned.

⁶Kevin B. Wiggins was appointed effective March 26, 1992, to replace Warren Whitham who resigned.

⁷Warren Whitham resigned January 31, 1992.

⁸Gordon Rowe resigned December 2, 1991.

⁹John Whittington resigned December 31, 1991.

¹⁰Richard Barajas was appointed effective December 2, 1991, to replace Larry Fuller who resigned.

¹¹Susan J. Larsen was appointed effective March 25, 1992, to replace Jerry Woodard who resigned.

¹²Larry Fuller resigned December 2, 1991.

¹³Jerry Woodard resigned March 25, 1992.

¹⁴Federico G. Hinojosa, Jr. was appointed effective November 1, 1991, to replace Fortunato P. Benavides who was appointed Judge of the Court of Criminal Appeals.

COURTS OF APPEALS

Activity for the Year Ending August 31, 1992

COUNTIES FROM WHICH CASES WERE APPEALED TO A COURT OF APPEALS DURING FISCAL YEAR 1992

<u>COUNTY</u>	<u>CIVIL</u>	<u>CRIMINAL</u>	<u>TOTAL</u>	<u>COUNTY</u>	<u>CIVIL</u>	<u>CRIMINAL</u>	<u>TOTAL</u>
Dallas	614	2,612	3,226	Orange	7	10	17
Harris	1,638	1,261	2,899	Wilson	8	9	17
Tarrant	214	339	553	Erath	9	7	16
Bexar	284	190	474	Henderson	5	10	15
Travis	251	115	366	Jackson	2	13	15
Nueces	100	91	191	Liberty	4	11	15
Smith	64	122	186	Matagorda	13	2	15
El Paso	80	94	174	Hale	6	8	14
Anderson	99	31	130	Hopkins	5	9	14
Collin	61	61	122	Burleson	5	8	13
Denton	40	80	120	Wood	6	7	13
Brazoria	68	49	117	DeWitt	1	11	12
Galveston	59	45	104	Harrison	12	0	12
Hidalgo	65	39	104	Johnson	6	6	12
Jefferson	48	56	104	Kleberg	9	3	12
Cameron	46	50	96	Wharton	8	4	12
Brazos	30	59	89	Ellis	8	3	11
Walker	50	20	70	Milam	3	8	11
Lubbock	31	37	68	Polk	6	5	11
Bell	17	49	66	Randall	8	3	11
Fort Bend	35	30	65	Rockwall	4	7	11
McLennan	27	37	64	Bee	5	5	10
Wichita	18	36	54	Cooke	7	3	10
Montgomery	23	29	52	Franklin	0	10	10
Ector	16	34	50	Navarro	6	4	10
Potter	19	30	49	Tyler	2	8	10
Hays	12	36	48	Van Zandt	8	2	10
Gregg	24	23	47	Brown	5	4	9
Midland	18	26	44	Fayette	3	6	9
Taylor	14	30	44	Gillespie	3	6	9
Webb	32	9	41	Karnes	1	8	9
Grayson	19	21	40	Panola	4	5	9
Williamson	18	21	39	Robertson	3	6	9
Houston	30	7	37	Val Verde	8	1	9
Nacogdoches	12	24	36	Wise	4	5	9
Rusk	28	3	31	Atascosa	5	3	8
Victoria	15	14	29	Clay	2	6	8
Bowie	13	15	28	Hardin	3	5	8
Chambers	14	14	28	Lamar	3	5	8
Comal	13	15	28	Maverick	5	3	8
San Patricio	10	17	27	Medina	7	1	8
Hood	7	18	25	Calhoun	5	2	7
Kerr	8	14	22	Camp	1	6	7
Throckmorton	14	8	22	Comanche	3	4	7
Angelina	6	15	21	Duval	6	1	7
Caldwell	4	17	21	Falls	4	3	7
Coryell	11	10	21	Freestone	2	5	7
Hunt	11	9	20	Goliad	4	3	7
Parker	5	15	20	Howard	6	1	7
Bastrop	8	11	19	Jones	2	5	7
Frio	11	8	19	Aransas	4	2	6
Guadalupe	4	15	19	Burnet	5	1	6
Jim Wells	5	14	19	Fannin	4	2	6
Palo Pinto	3	16	19	Gaines	4	2	6
Cherokee	13	5	18	Madison	2	4	6
Kaufman	7	10	17	Pecos	1	5	6

COURTS OF APPEALS

Activity for the Year Ending August 31, 1992

(Continued)

COUNTIES FROM WHICH CASES WERE APPEALED TO A COURT OF APPEALS DURING FISCAL YEAR 1992

<u>COUNTY</u>	<u>CIVIL</u>	<u>CRIMINAL</u>	<u>TOTAL</u>	<u>COUNTY</u>	<u>CIVIL</u>	<u>CRIMINAL</u>	<u>TOTAL</u>
Red River	3	3	6	Newton	3	0	3
Reeves	4	2	6	Ochiltree	3	0	3
Refugio	4	2	6	Sabine	3	0	3
Shelby	6	0	6	San Augustine	3	0	3
Titus	1	5	6	San Jacinto	1	2	3
Wilbarger	1	5	6	San Saba	0	3	3
Austin	2	3	5	Terry	0	3	3
Bailey	5	0	5	Uvalde	3	0	3
Callahan	3	2	5	Wheeler	2	1	3
Eastland	1	4	5	Zavala	3	0	3
Gonzales	3	2	5	Archer	0	2	2
Grimes	2	3	5	Brooks	2	0	2
Hockley	0	5	5	Castro	2	0	2
Jasper	3	2	5	Collingsworth	0	2	2
Leon	3	2	5	Deaf Smith	1	1	2
Limestone	2	3	5	Edwards	2	0	2
Live Oak	3	2	5	Fisher	1	1	2
Montague	2	3	5	Jack	1	1	2
Moore	3	2	5	Kimble	1	1	2
Starr	4	1	5	Lampasas	0	2	2
Upshur	2	3	5	Lee	2	0	2
Waller	3	2	5	Lynn	1	1	2
Andrews	3	1	4	Menard	2	0	2
Bandera	2	2	4	Sherman	1	1	2
Bosque	0	4	4	Somervell	2	0	2
Brewster	2	2	4	Upton	1	1	2
Colorado	1	3	4	Washington	2	0	2
Dimmitt	2	2	4	Yoakum	0	2	2
Floyd	1	3	4	Carson	1	0	1
Hartley	2	2	4	Coleman	0	1	1
Kinney	1	3	4	Cottle	0	1	1
Lipscomb	3	1	4	Crane	1	0	1
Nolan	3	1	4	Culberson	0	1	1
Rains	1	3	4	Dallam	1	0	1
Runnels	0	4	4	Donley	1	0	1
Scurry	1	3	4	Hardeman	0	1	1
Stephens	4	0	4	Haskell	0	1	1
Ward	4	0	4	Hudspeth	0	1	1
Young	1	3	4	Hutchinson	1	0	1
Zapata	4	0	4	Kendall	0	1	1
Cass	1	2	3	Kenedy	0	1	1
Crosby	1	2	3	Lavaca	0	1	1
Dawson	1	2	3	Llano	1	0	1
Garza	2	1	3	Mason	1	0	1
Gray	2	1	3	Mitchell	1	0	1
Hall	2	1	3	Oldham	1	0	1
Hamilton	0	3	3	Parmer	1	0	1
Hansford	3	0	3	Presidio	1	0	1
Hill	3	0	3	Reagan	1	0	1
Lamb	1	2	3	Real	1	0	1
La Salle	3	0	3	Roberts	1	0	1
McCulloch	1	2	3	Stonewall	0	1	1
McMullen	3	0	3	Sutton	1	0	1
Marion	2	1	3	Terrell	1	0	1
Martin	2	1	3	Willacy	1	0	1
Morris	2	1	3	Winkler	0	1	1